

South America Stocks

v4.66 (Nov-03-2024)

Not present Present Preferred

Stock	B/Bmsy	Time Series Types			
		U/Umsy	B/Bmgt	U/Umgt	
1. ACMACKSARG [Argentine chub mackerel Southern Argentina]	TB SSB	ER F	TB SSB	ER F	
2. AFLONCH [Alfonsino Chile]	TB SSB	ER F	TB SSB	ER F	
3. ARGANCHONARG [Argentine anchoita Northern Argentina]	TB SSB	ER F	TB SSB	ER F	
4. ARGANCHOSARG [Argentine anchoita Southern Argentina]	TB SSB	ER F	TB SSB	ER F	
5. ARGHAKENARG [Argentine hake Northern Argentina]	TB SSB	ER F	TB SSB	ER F	
6. ARGHAKESARG [Argentine hake Southern Argentina]	TB SSB	ER F	TB SSB	ER F	
7. BSQLOBSTERCSCH [Yellow squat lobster Central-Southern Chile]	TB SSB	ER F	TB SSB	ER F	
8. BSQLOBSTERNCH [Yellow squat lobster Northern Chile]	TB SSB	ER F	TB SSB	ER F	
9. CHERRCHVX [Chilean herring Central-Southern Chile]	TB SSB	ER F	TB SSB	ER F	
10. CHTRACCH [Chilean jack mackerel Chilean EEZ and offshore]	TB SSB	ER F	TB SSB	ER F	
11. CSARDCSCH [Chilean sardine Central-Southern Chile]	TB SSB	ER F	TB SSB	ER F	
12. NSHRIMPCSCH [Nylon shrimp Central-Southern Chile]	TB SSB	ER F	TB SSB	ER F	
13. NSHRIMPNC [Nylon shrimp Northern Chile]	TB SSB	ER F	TB SSB	ER F	
14. OROUGHYCH [Orange roughy Chile]	TB SSB	ER F	TB SSB	ER F	
15. PANCHCCH [Peruvian anchoveta Central Chile]	TB SSB	ER F	TB SSB	ER F	
16. PANCHCSCH [Peruvian anchoveta Central-Southern Chile]	TB SSB	ER F	TB SSB	ER F	
17. PANCHNCHSP [Peruvian anchoveta Northern Chile Southern Peru]	TB SSB	ER F	TB SSB	ER F	
18. PANCHPERUNC [Peruvian anchoveta North-Central Peruvian coast]	TB SSB	ER F	TB SSB	ER F	
19. PATCODARGS [Patagonian cod Southern Argentina]	TB SSB	ER F	TB SSB	ER F	
20. PATGRENADIERCH [Patagonian grenadier Central-Southern Chile]	TB SSB	ER F	TB SSB	ER F	
21. PATGRENADIERSARG [Patagonian grenadier Southern Argentina]	TB SSB	ER F	TB SSB	ER F	
22. PCEELARGS [Pink cusk eel Southern Argentina]	TB SSB	ER F	TB SSB	ER F	
23. PCEELCSCH [Pink cusk eel Central-Southern Chile]	TB SSB	ER F	TB SSB	ER F	
24. PCEELSCH [Pink cusk eel Southern Chile]	TB SSB	ER F	TB SSB	ER F	
25. PTOOTHFISHCH [Patagonian toothfish South Chile Argentina]	TB SSB	ER F	TB SSB	ER F	
26. RSQLOBSTERCSCH [Red squat lobster Central-Southern Chile]	TB SSB	ER F	TB SSB	ER F	
27. RSQLOBSTERNCH [Red squat lobster Northern Chile]	TB SSB	ER F	TB SSB	ER F	
28. SBREAMCH [Deepwater cardinalfish Chile]	TB SSB	ER F	TB SSB	ER F	
29. SBWHITARGS [Southern blue whiting Southern Argentina]	TB SSB	ER F	TB SSB	ER F	
30. SBWHITCH [Southern blue whiting Central-Southern Chile]	TB SSB	ER F	TB SSB	ER F	
31. SOUTHHAKECH [Southern hake Central-Southern Chile]	TB SSB	ER F	TB SSB	ER F	
32. SPHAKECH [South Pacific hake Central-Southern Chile]	TB SSB	ER F	TB SSB	ER F	
33. SSARDCH [Southern sardine Central-Southern Chile]	TB SSB	ER F	TB SSB	ER F	
34. YNOSESKACSCH [Yellownose skate Central-Southern Chile]	TB SSB	ER F	TB SSB	ER F	
35. YNOSESKASCH [Yellownose skate Southern Chile]	TB SSB	ER F	TB SSB	ER F	

Argentine chub mackerel Southern Argentina [ACMACKSARG]

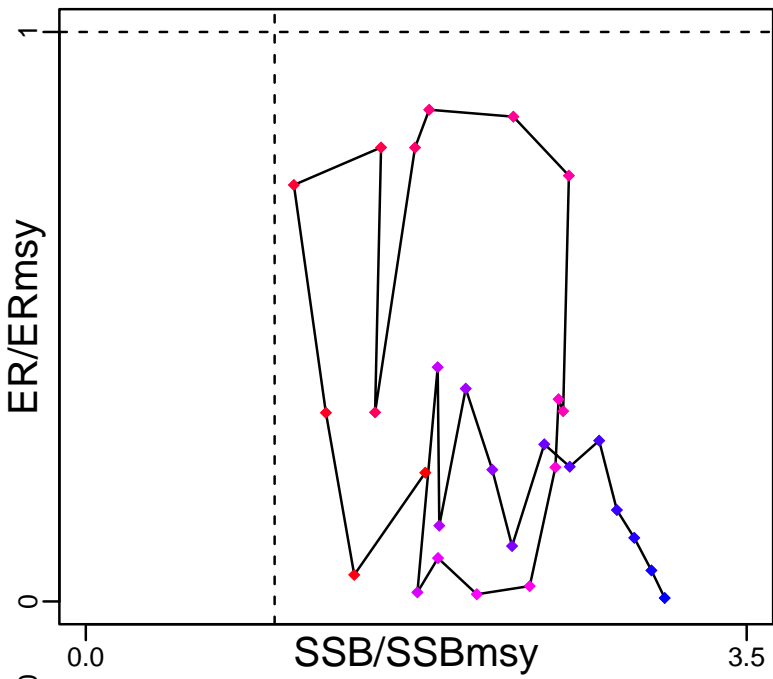
Metadata	
Scientific Name	Scomber colias
Current Assess ID	INIDEP-ACMACKSARG-1989-2020-PARMA
Area	Southern Argentina
Management Authority	Consejo Federal Pesquero, Argentina national management
Assessor	Instituto Nacional de Investigacion y Desarrollo Pesquero
Asmts in RAM	2016, 2020

Reference Points			
Type	ID	Asmt Year	Value
TBmsy	TBmsy-MT	2020	72,658
SSBmsy	SSBmsy-MT	2020	57,455
Fmsy	Fmsy-1/yr	2020	0.475
ERmsy	ERmsy-calc-ratio	2020	0.209
TBmgt	-	-	-
SSBmgt	SSBmgt-MT	2020	76,800
Fmgt	Fmgt-1/yr	2020	0.31
ERmgt	-	-	-
TB0	-	-	-
SSB0	-	-	-
MSY	MSY-MT	2020	15,200
M	M-1/yr	2020	0.38
TBlim	-	-	-
SSBlim	SSBlim-MT	2016	59,000
Flim	Flim-1/yr	2016	0.81
ERlim	-	-	-

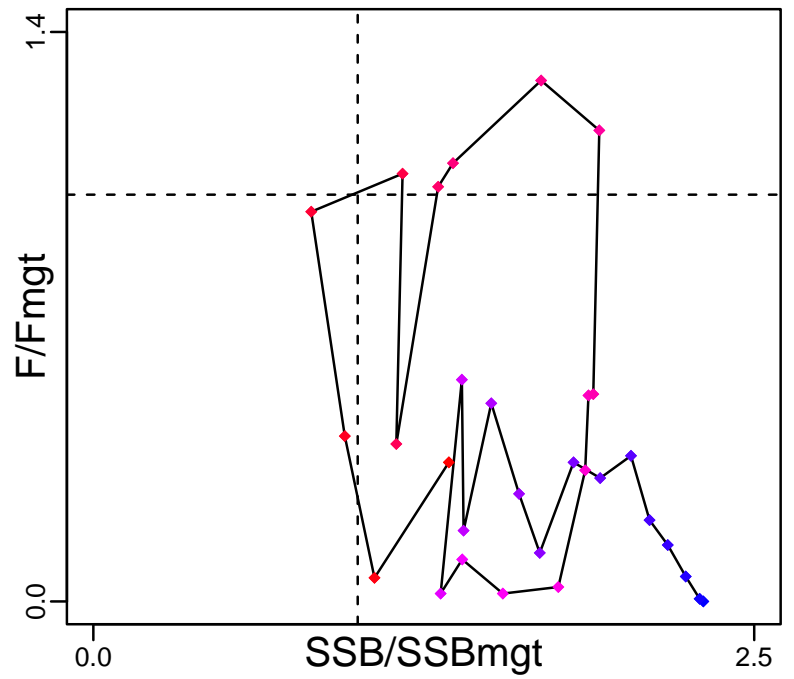
Time Series					
Type	ID	Asmt Year	Curr Value	Sex	Age
TB	TB-MT	2020	116,131	Both	10-Jan
SSB	SSB-MT	2020	103,295	Both	10-Jan
TN	TN-E00	2020	646,680,519	Both	10-Jan
R	R-E00	2020	211,084,354	Both	1
F	F-1/yr	2020	0.106	Both	10-Jul
ER	ER-calc-ratio	2020	0.047	-	-
TC	TC-MT	2020	5494		
TL	TL-MT	2020	5494		
TB/TBmsy	TB-MT/TBmsy-MT	2020	1.598		
SSB/SSBmsy	SSB-MT/SSBmsy-MT	2020	1.798		
F/Fmsy	F-1/yr/Fmsy-1/yr	2020	0.223		
ER/ERmsy	ER-calc-ratio/ERmsy-calc-ratio	2020	0.226		
TB/TBmgt	-	-	-		
SSB/SSBmgt	SSB-MT/SSBmgt-MT	2020	1.345		
F/Fmgt	F-1/yr/Fmgt-1/yr	2020	0.342		
ER/ERmgt	-	-	-		

Argentine chub mackerel Southern Argentina [ACMACKSARG]

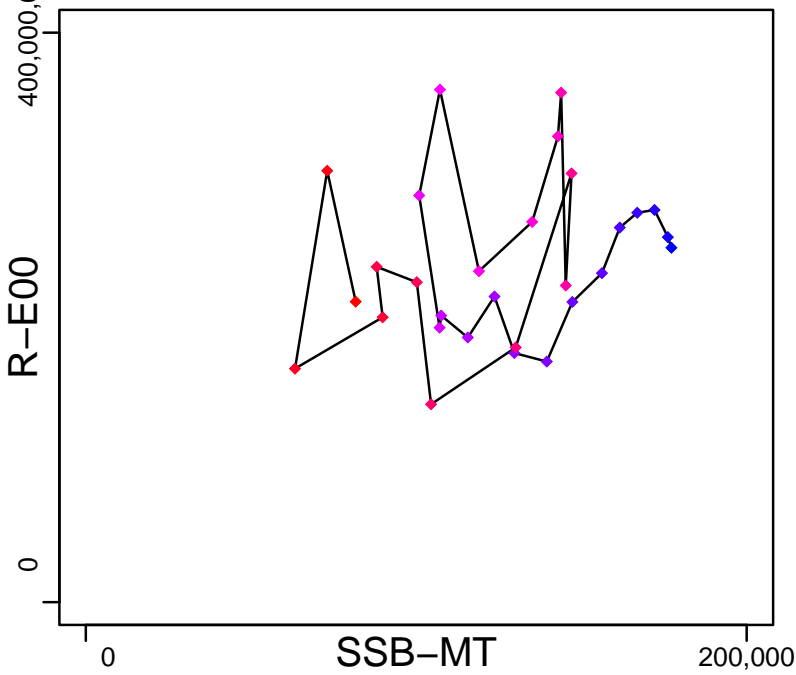
Kobe MSYpref (1989–2020–PARMA)



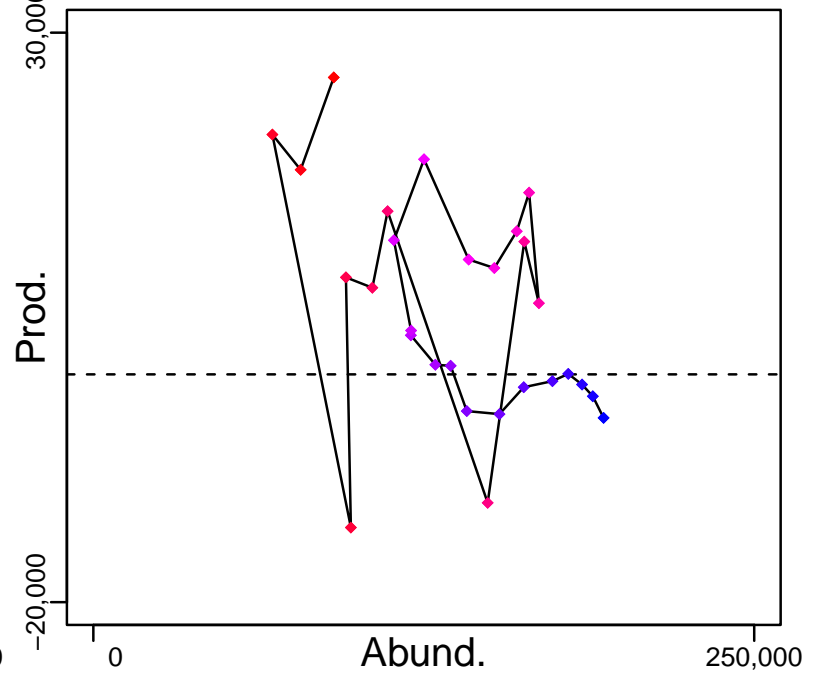
Kobe MGTpref (1989–2020–PARMA)



Spawner Recruit (1989–2020–PARMA)

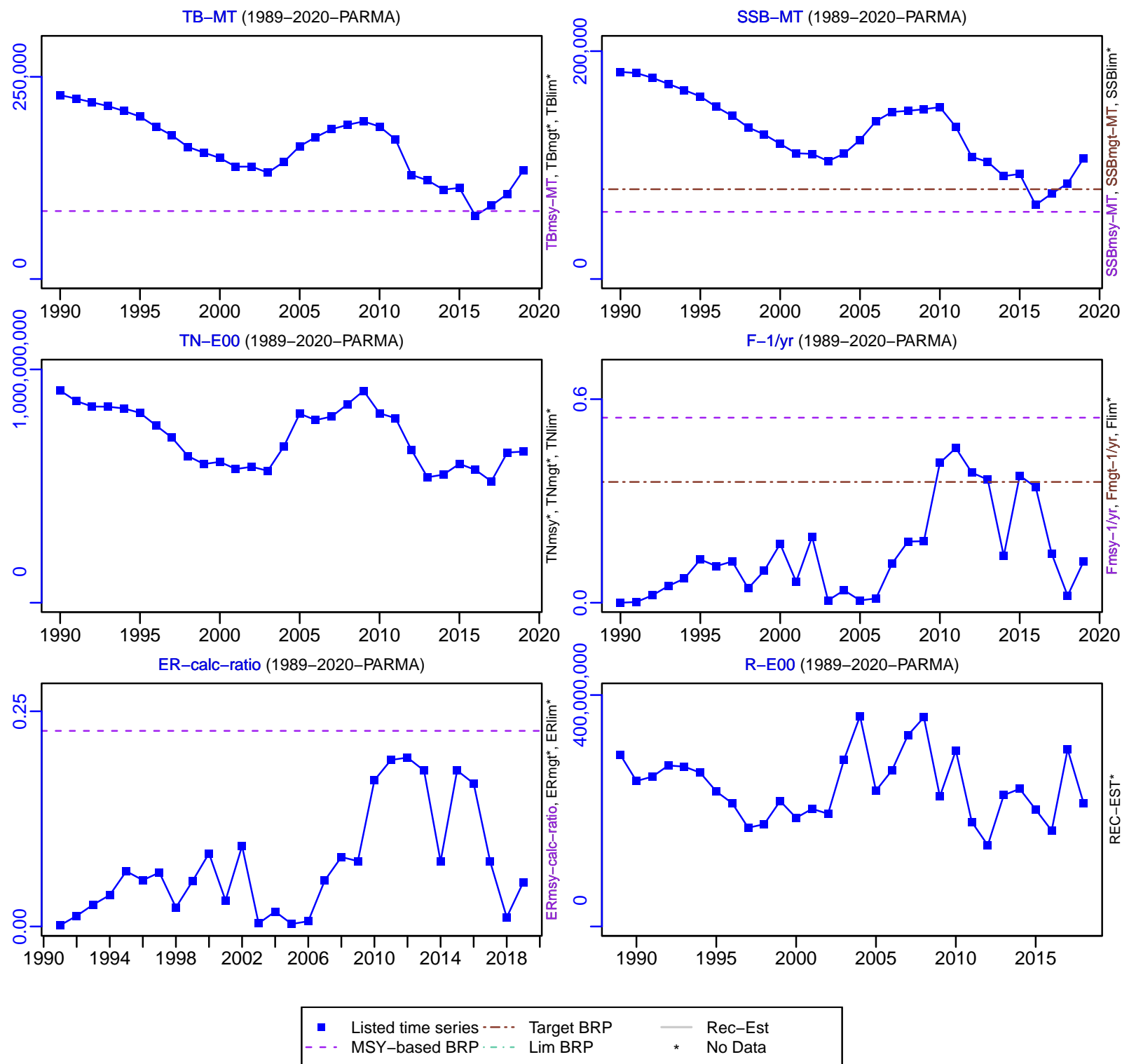


Production (1989–2020–PARMA)



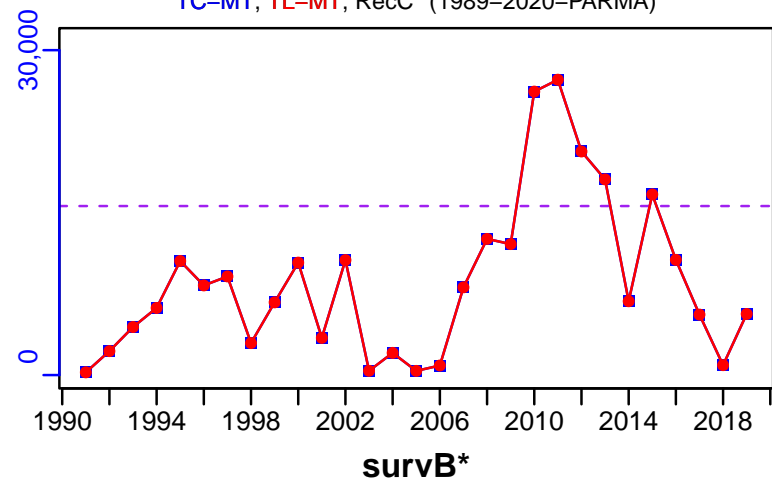
◆ Start Year ◆ End Year * No Data

Argentine chub mackerel Southern Argentina [ACMACKSARG]



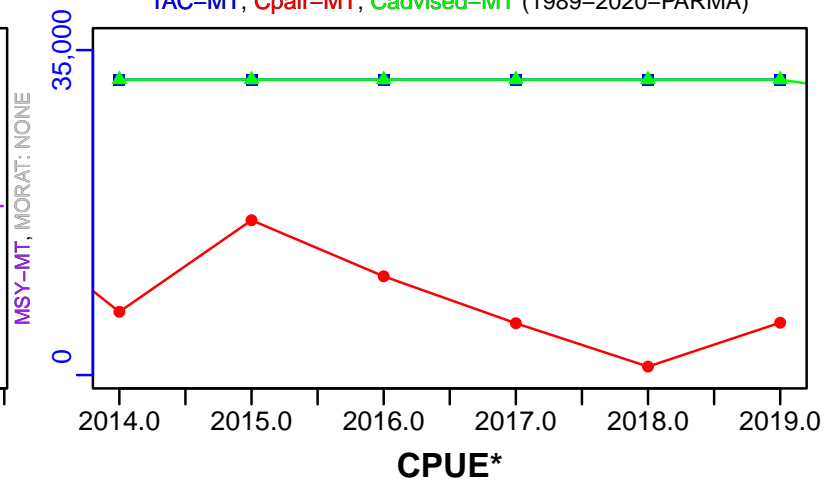


Argentine chub mackerel Southern Argentina [ACMACKSARG]


TC-MT, TL-MT, RecC* (1989–2020–PARMA)



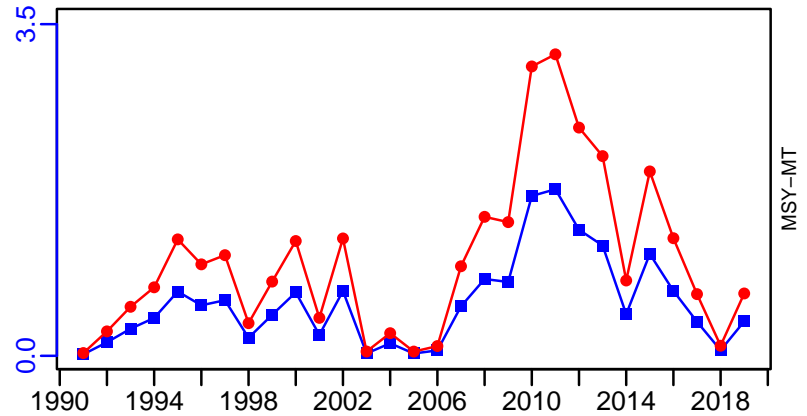
TAC-MT, Cpair-MT, Cadvised-MT (1989–2020–PARMA)



EFFORT*



TC-MT/MSY-MT, CdivMEANC-ratio, (1989–2020–PARMA)




Alfonsino Chile [AFLONCH]

Metadata	
Scientific Name	Beryx splendens
Current Assess ID	SPRFMO-AFLONCH-1998-2011-CHING
Area	Chile
Management Authority	South Pacific Regional Fisheries Management Organization
Assessor	South Pacific Regional Fisheries Management Organization
Asmts in RAM	2011


Reference Points			
Type	ID	Asmt Year	Value
TBmsy	-	-	-
SSBmsy	-	-	-
Fmsy	-	-	-
ERmsy	-	-	-
TBmgt	-	-	-
SSBmgt	-	-	-
Fmgt	-	-	-
ERmgt	-	-	-
TB0	-	-	-
SSB0	-	-	-
MSY	-	-	-
M	-	-	-
TBlim	-	-	-
SSBlim	-	-	-
Flim	-	-	-
ERlim	-	-	-

Time Series					
Type	ID	Asmt Year	Curr Value	Sex	Age
TB	TB-MT	2011	11,600	-	-
SSB	SSB-MT	2011	944	-	-
TN	-	-	-	-	-
R	R-E00	2011	4370	-	-
F	-	-	-	-	-
ER	ER-calc-ratio	2011	0.018	-	-
TC	-	-	-		
TL	TL-MT	2011	204		
TB/TBmsy	-	-	-		
SSB/SSBmsy	-	-	-		
F/Fmsy	-	-	-		
ER/ERmsy	-	-	-		
TB/TBmgt	-	-	-		
SSB/SSBmgt	-	-	-		
F/Fmgt	-	-	-		
ER/ERmgt	-	-	-		

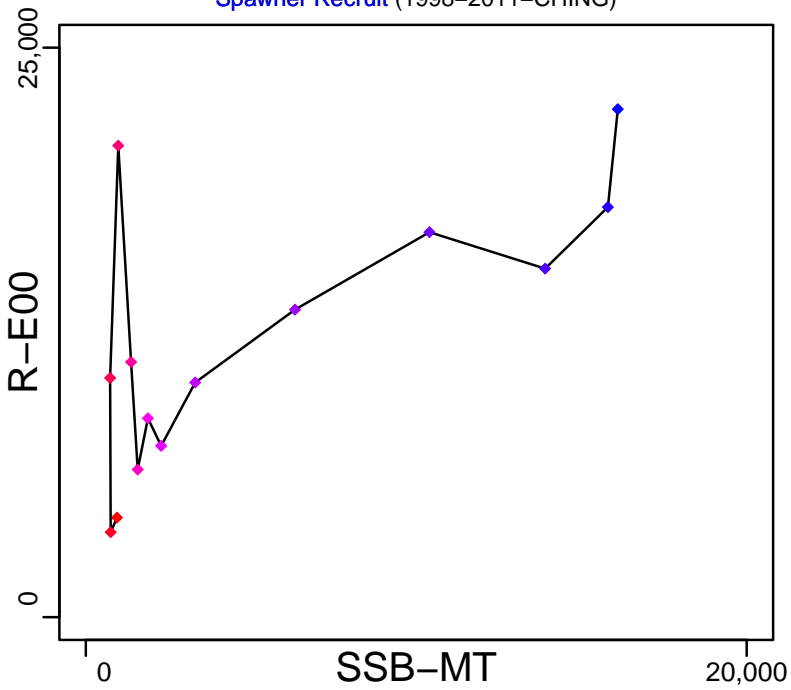
Kobe MSY*



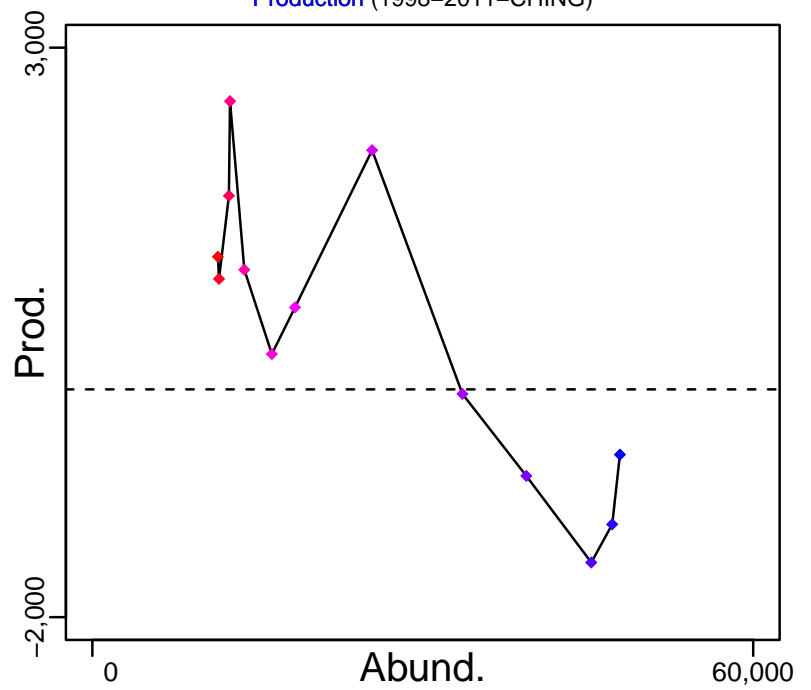
Kobe MGT*



Spawner Recruit (1998–2011–CHING)



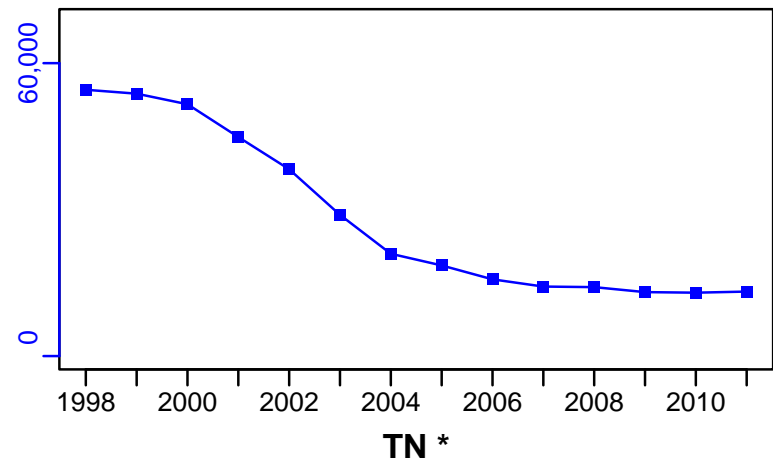
Production (1998–2011–CHING)



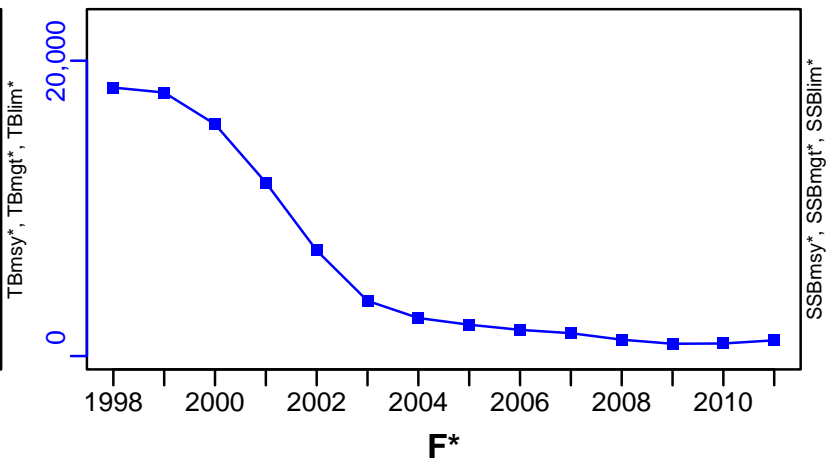
◆ Start Year ◆ End Year * No Data

Alfonsino Chile [AFLONCH]

TB-MT (1998–2011–CHING)





SSB-MT (1998–2011–CHING)

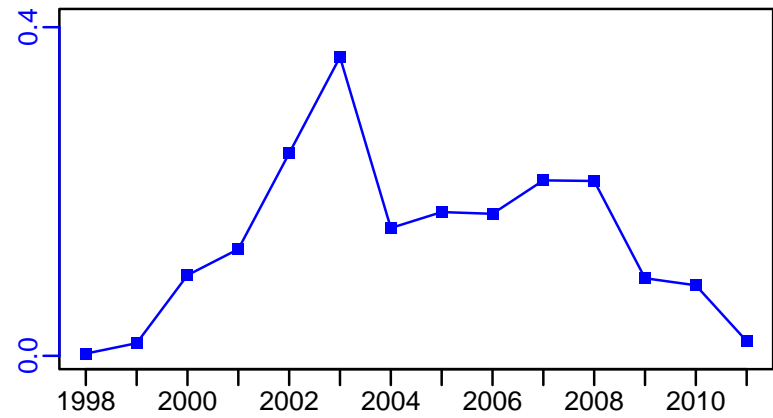


TN *

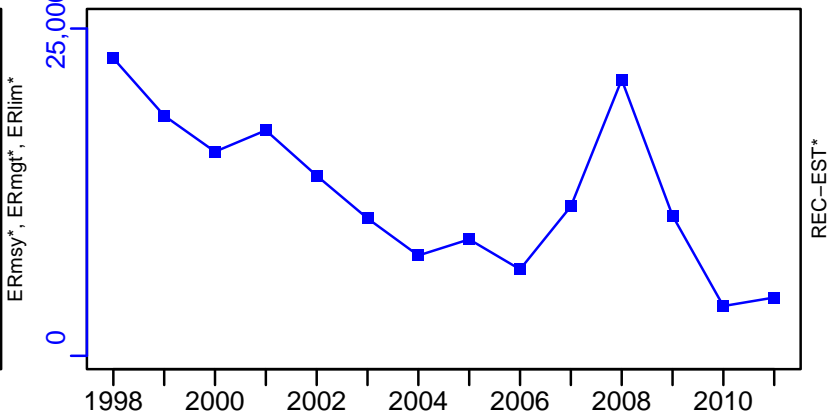
F*



ER-calc-ratio (1998–2011–CHING)

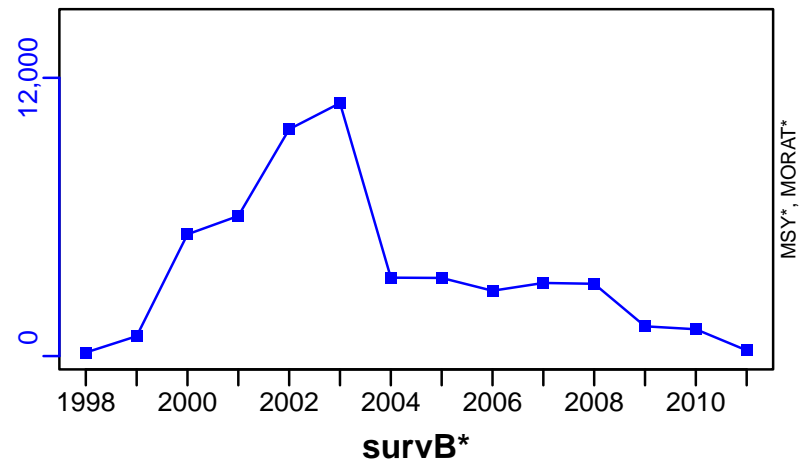


R-E00 (1998–2011–CHING)




Alfonsino Chile [AFLONCH]


TL-MT, TC*, RecC* (1998-2011-CHING)



TAC*, Cpair*, Cadv*



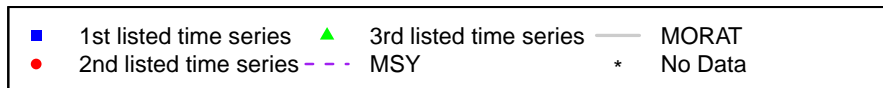
CPUE*



EFFORT*



CdivMSY*



Argentine anchoita Northern Argentina [ARGANCHONARG]

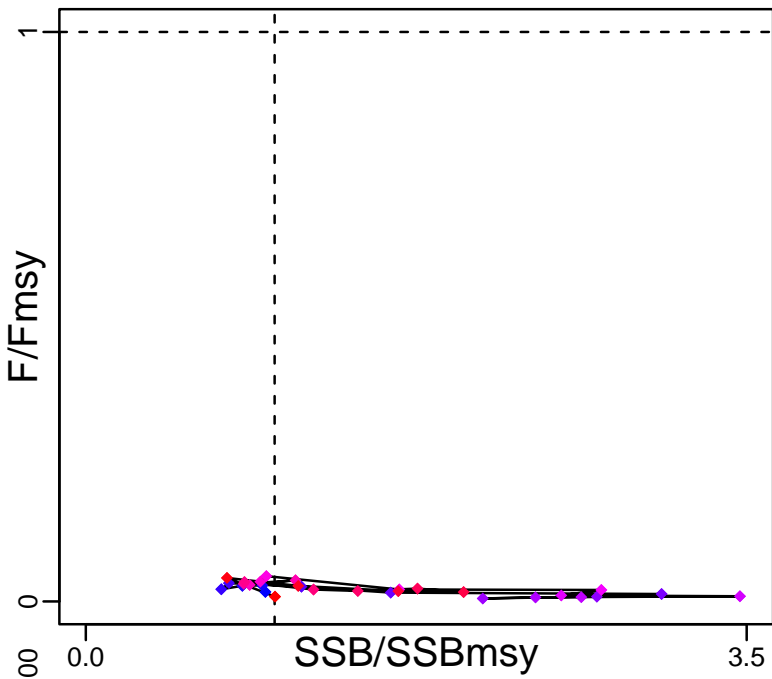
Metadata	
Scientific Name	Engraulis anchoita
Current Assess ID	INIDEP-ARGANCHONARG-1989-2019-PARMA
Area	Northern Argentina
Management Authority	Consejo Federal Pesquero, Argentina national management
Assessor	Instituto Nacional de Investigacion y Desarrollo Pesquero
Asmts in RAM	2007, 2015, 2016, 2019

Reference Points			
Type	ID	Asmt Year	Value
TBmsy	TBmsy-MT	2019	1,866,031
SSBmsy	SSBmsy-MT	2019	795,744
Fmsy	Fmsy-1/yr	2019	1.625
ERmsy	ERmsy-ratio	2007	0.405
TBmgt	-	-	-
SSBmgt	SSBmgt-MT	2019	788,664
Fmgt	Fmgt-1/yr	2019	1.1
ERmgt	-	-	-
TB0	TB0-MT	2016	3,370,285
SSB0	SSB0-MT	2016	2,196,036
MSY	MSY-MT	2015	222,163
M	M-1/yr	2019	1.01
TBlim	-	-	-
SSBlim	SSBlim-MT	2016	293,000
Flim	Flim-1/yr	2016	4.4
ERlim	-	-	-

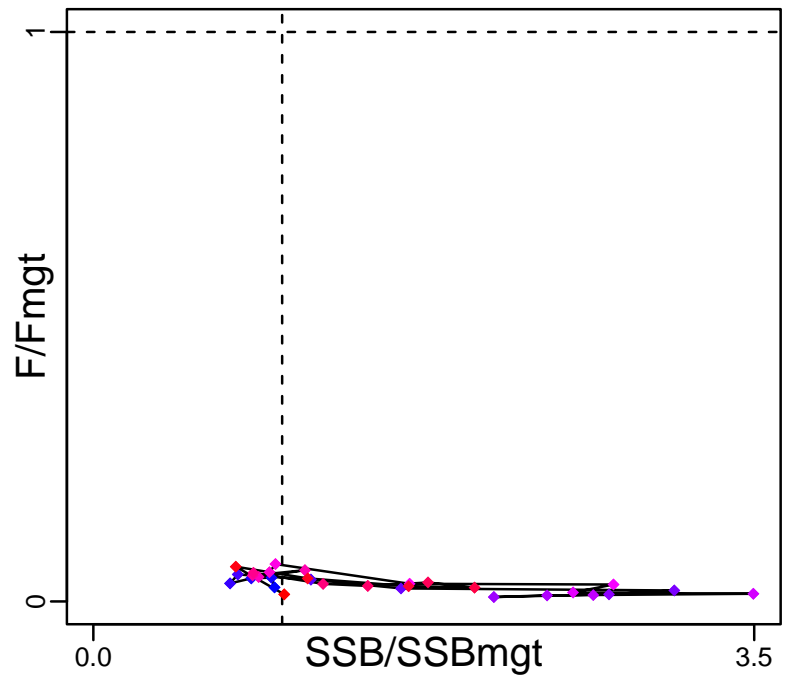
Time Series					
Type	ID	Asmt Year	Curr Value	Sex	Age
TB	TB-MT	2019	1,679,482	Both	1+
SSB	SSB-MT	2019	797,357	Both	2+
TN	-	-	-	-	-
R	R-E00	2019	$1.674,83 \times 10^{11}$	Both	1
F	F-1/yr	2019	0.014	Both	6
ER	ER-calc-ratio	2019	0.001	-	-
TC	TC-MT	2019	1815		
TL	TL-MT	2019	12,130		
TB/TBmsy	TB-MT/TBmsy-MT	2019	0.9		
SSB/SSBmsy	SSB-MT/SSBmsy-MT	2019	1.002		
F/Fmsy	F-1/yr/Fmsy-1/yr	2019	0.008		
ER/ERmsy	ER-ratio/ERmsy-ratio	2007	0.053		
TB/TBmgt	-	-	-		
SSB/SSBmgt	SSB-MT/SSBmgt-MT	2019	1.011		
F/Fmgt	F-1/yr/Fmgt-1/yr	2019	0.012		
ER/ERmgt	-	-	-		

Argentine anchoita Northern Argentina [ARGANCHONARG]

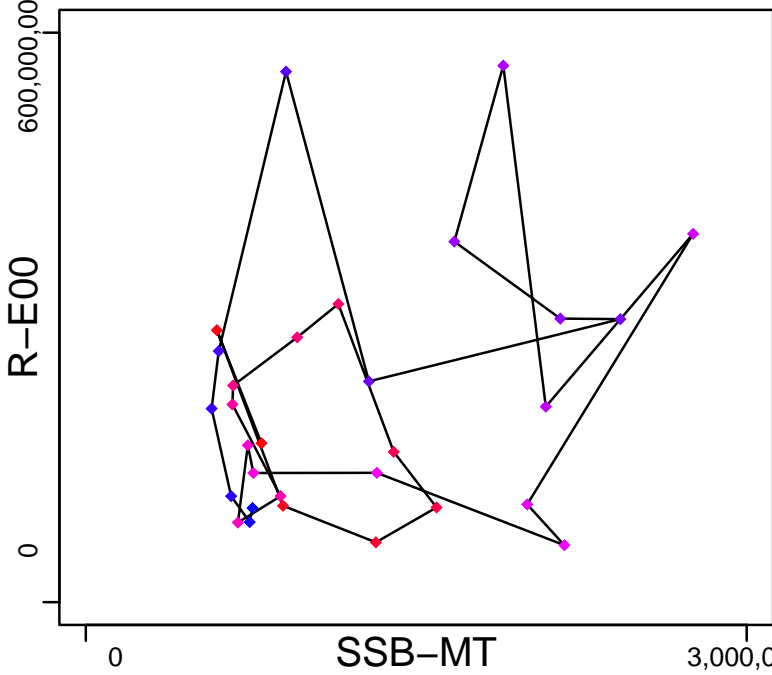
Kobe MSYpref (1989–2019–PARMA)



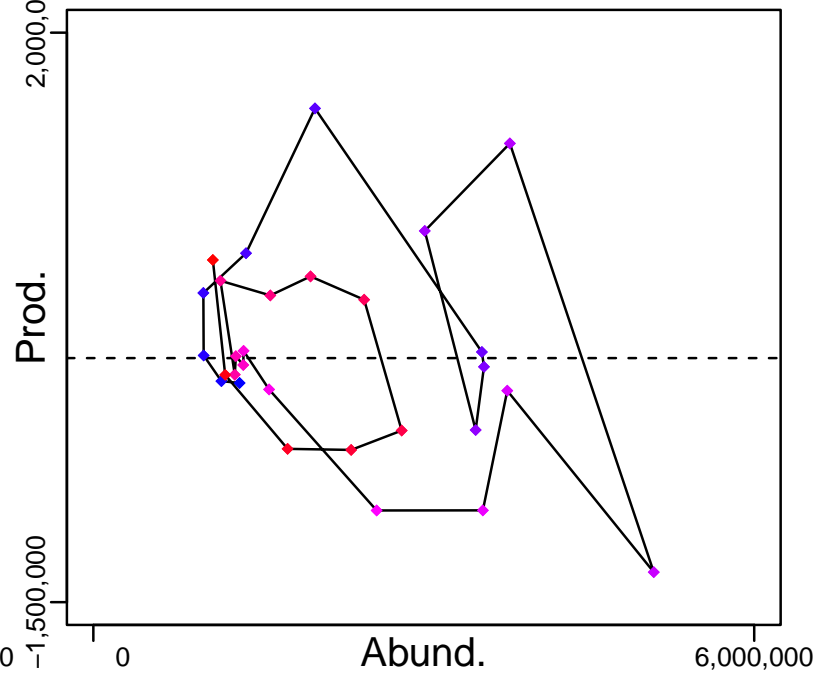
Kobe MGTpref (1989–2019–PARMA)



Spawner Recruit (1989–2019–PARMA)

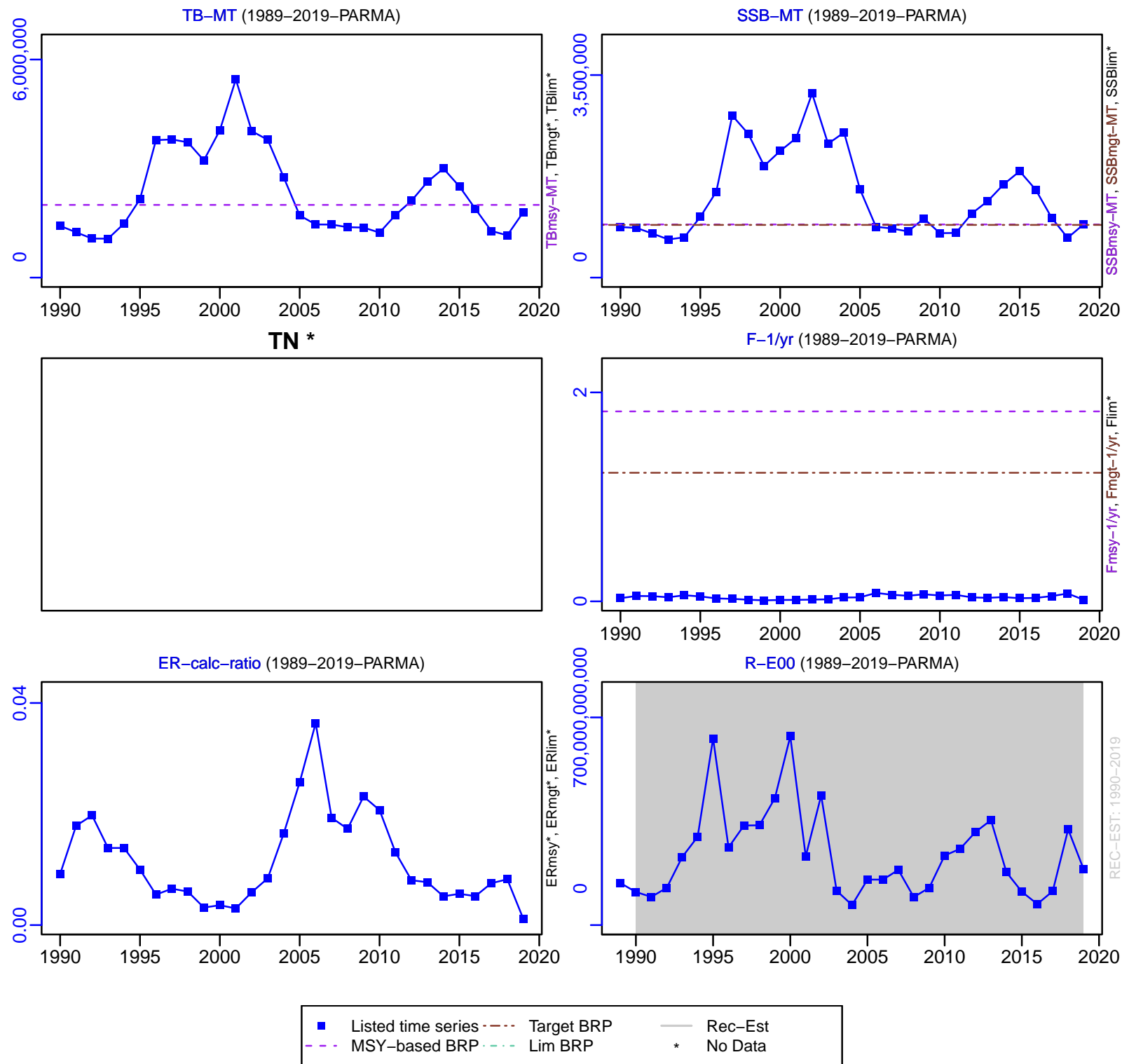


Production (1989–2019–PARMA)



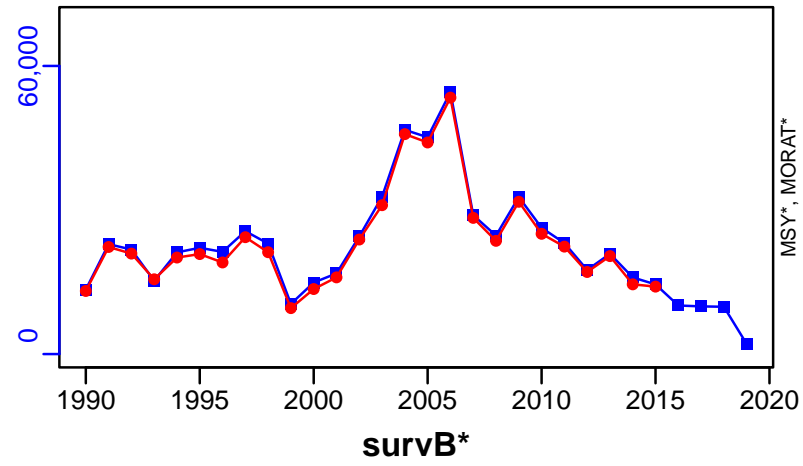
◆ Start Year ◆ End Year * No Data

Argentine anchoita Northern Argentina [ARGANCHONARG]


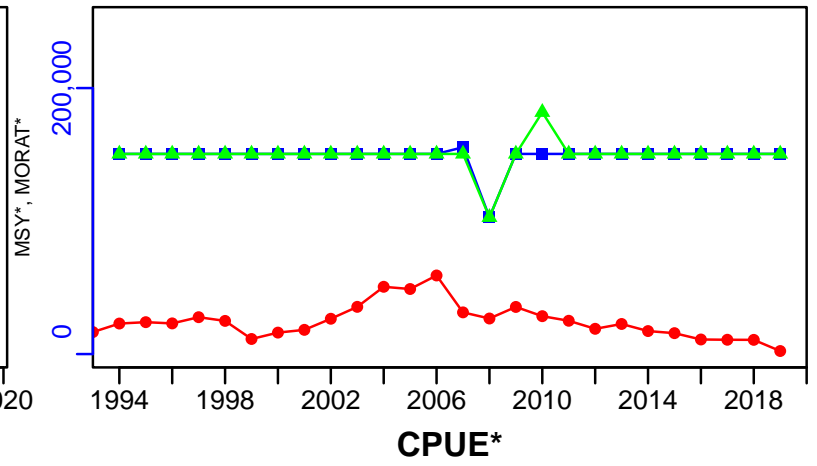


Argentine anchoita Northern Argentina [ARGANCHONARG]


TC-MT, TL-MT, RecC* (1989-2019-PARMA)



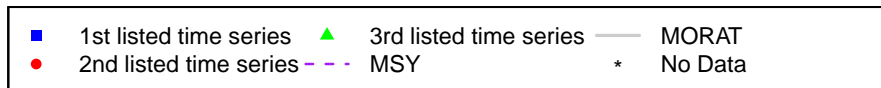
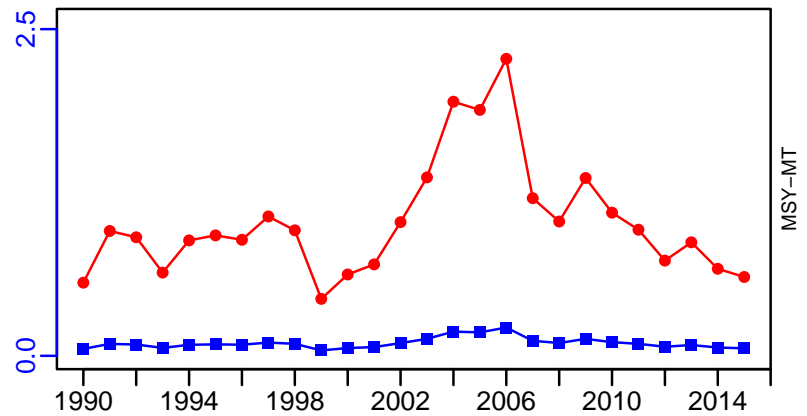
TAC-MT, Cpair-MT, Cadvised-MT (1989-2019-PARMA)



EFFORT*



TC-MT/MSY-MT, CdivMEANC-ratio, (1989-2015-ORLANDO)



Argentine anchoita Southern Argentina [ARGANCHOSARG]

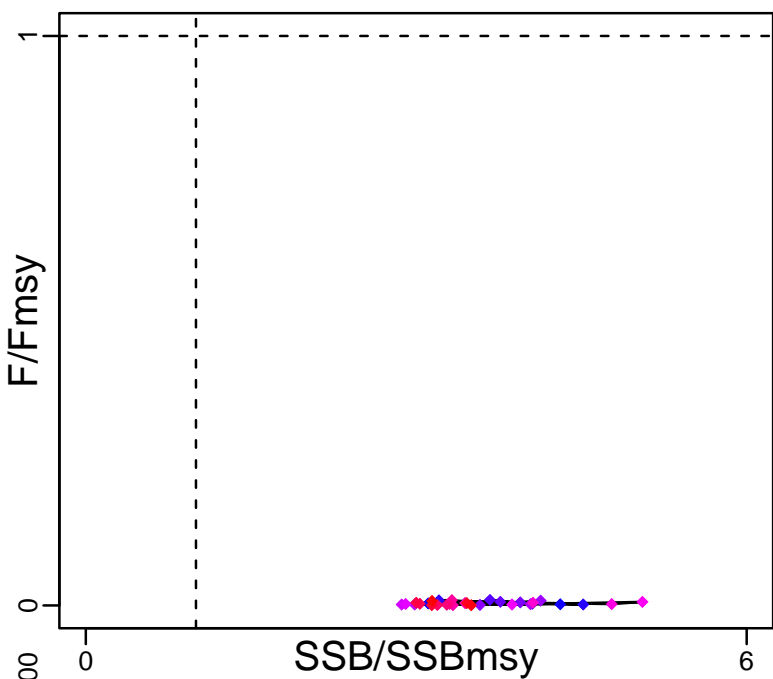
Metadata	
Scientific Name	Engraulis anchoita
Current Assess ID	INIDEP-ARGANCHOSARG-1989-2020-PARMA
Area	Southern Argentina
Management Authority	Consejo Federal Pesquero, Argentina national management
Assessor	Instituto Nacional de Investigacion y Desarrollo Pesquero
Asmts in RAM	2015, 2020, 2007

Reference Points			
Type	ID	Asmt Year	Value
TBmsy	TBmsy-MT	2020	734,669
SSBmsy	SSBmsy-MT	2020	309,895
Fmsy	Fmsy-1/yr	2020	1.46
ERmsy	ERmsy-ratio	2007	0.395
TBmgt	-	-	-
SSBmgt	SSBmgt-MT	2020	484,937
Fmgt	Fmgt-1/yr	2020	0.71
ERmgt	-	-	-
TB0	-	-	-
SSB0	-	-	-
MSY	MSY-MT	2015	454,000
M	M-1/yr	2020	0.98
TBlim	TBlim-MT	2007	350,000
SSBlim	SSBlim-MT	2015	339,700
Flim	-	-	-
ERlim	-	-	-

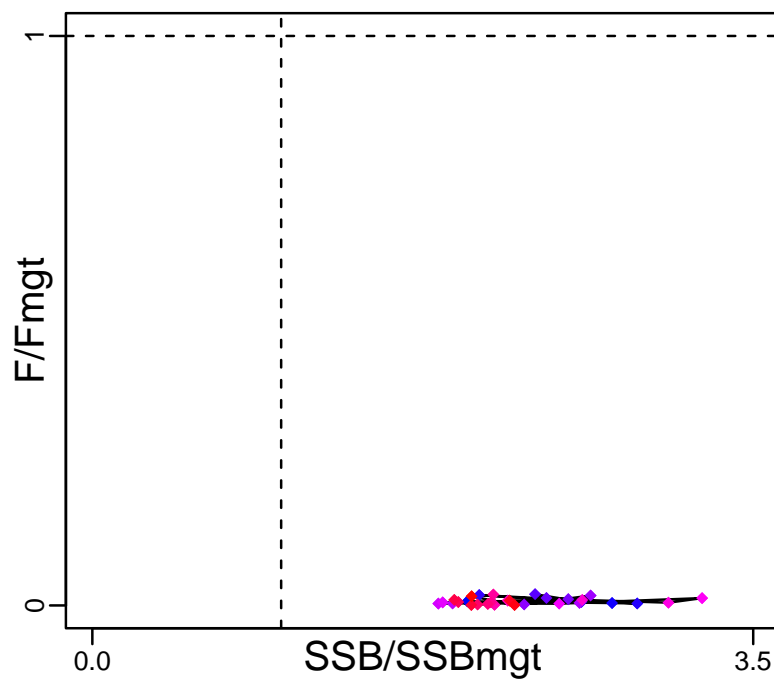
Time Series					
Type	ID	Asmt Year	Curr Value	Sex	Age
TB	TB-MT	2020	1,245,613	Both	1+
SSB	SSB-MT	2020	974,089	Both	1+
TN	-	-	-	-	-
R	R-E00	2020	$1.305,56 \times 10^{11}$	Both	1
F	F-1/yr	2020	0.011	Both	6
ER	ER-calc-ratio	2020	0.003	-	-
TC	TC-MT	2020	4146		
TL	TL-MT	2015	2280		
TB/TBmsy	TB-MT/TBmsy-MT	2020	1.695		
SSB/SSBmsy	SSB-MT/SSBmsy-MT	2020	3.143		
F/Fmsy	F-1/yr/Fmsy-1/yr	2020	0.008		
ER/ERmsy	ER-ratio/ERmsy-ratio	2007	0.005		
TB/TBmgt	-	-	-		
SSB/SSBmgt	SSB-MT/SSBmgt-MT	2020	2.009		
F/Fmgt	F-1/yr/Fmgt-1/yr	2020	0.016		
ER/ERmgt	-	-	-		

Argentine anchoita Southern Argentina [ARGANCHOSARG]

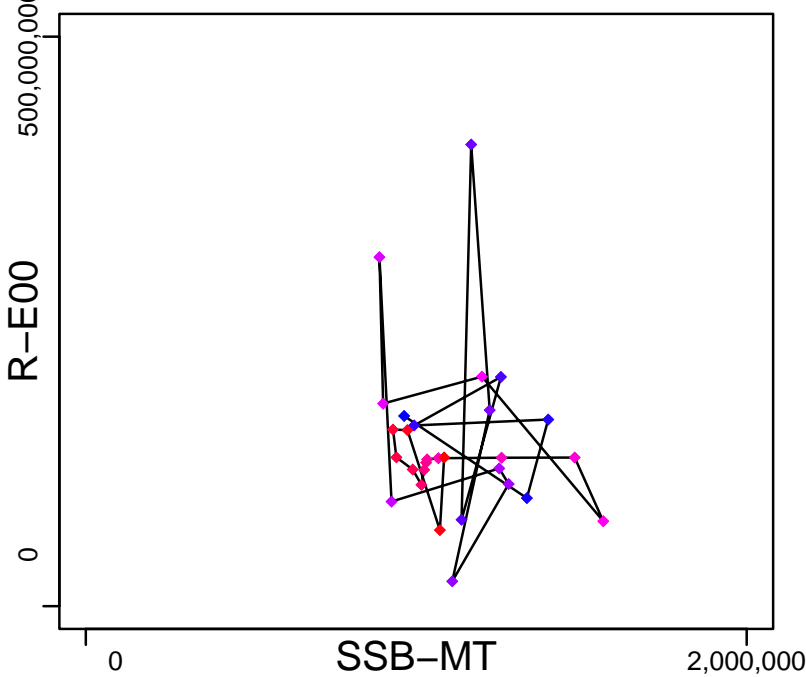
Kobe MSYpref (1989–2020–PARMA)



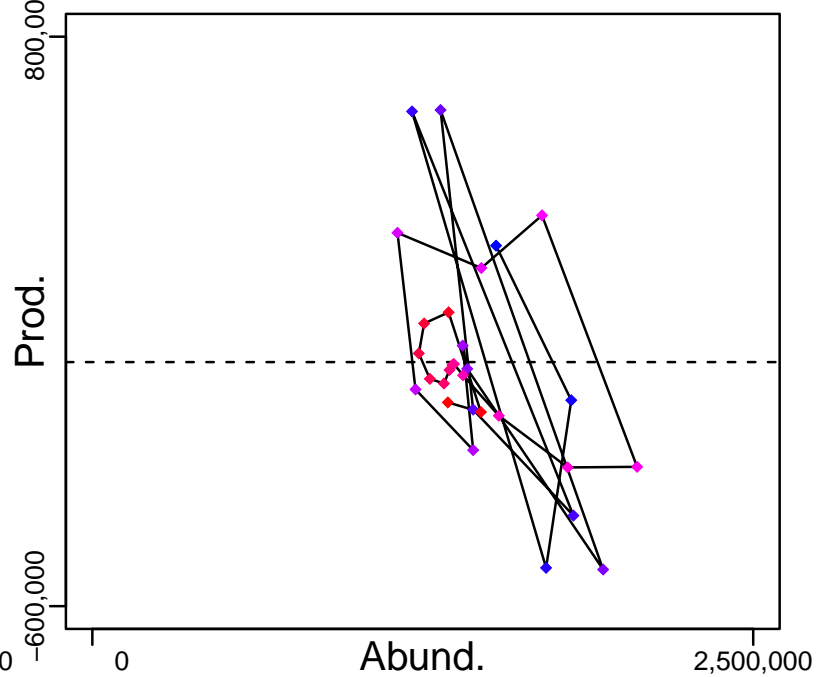
Kobe MGTpref (1989–2020–PARMA)



Spawner Recruit (1989–2020–PARMA)



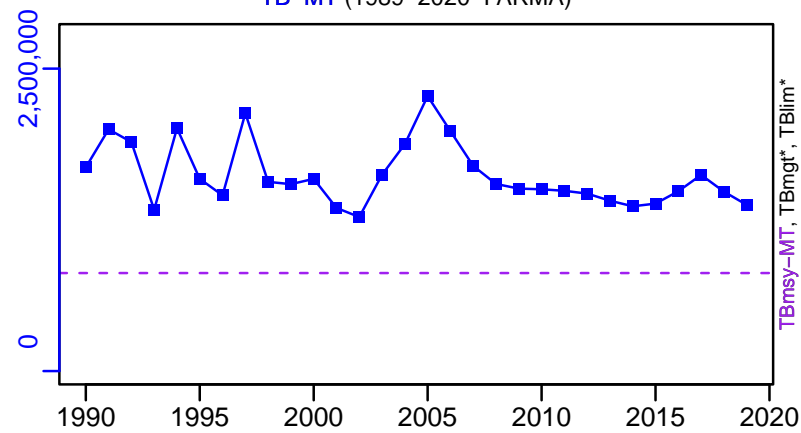
Production (1989–2020–PARMA)



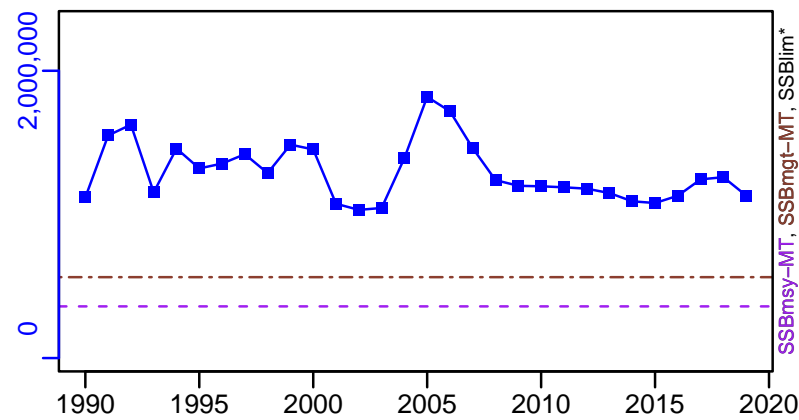
◆ Start Year ◆ End Year * No Data

Argentine anchoita Southern Argentina [ARGANCHOSARG]

TB-MT (1989–2020–PARMA)



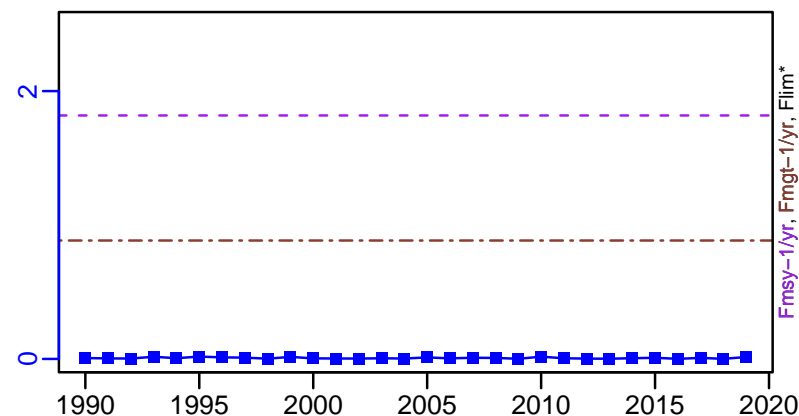
SSB-MT (1989–2020–PARMA)



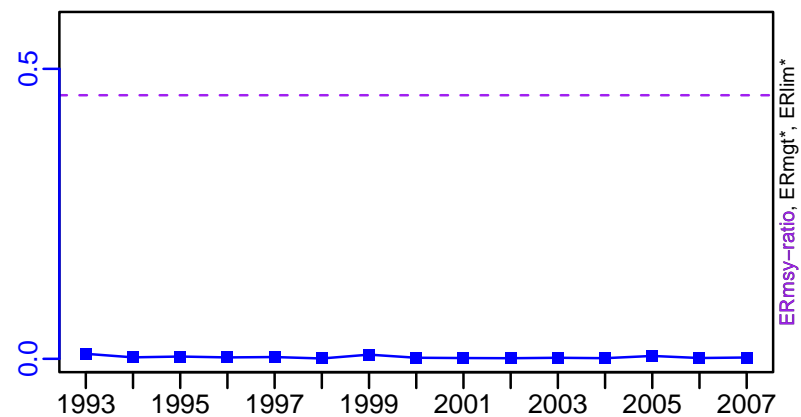
TN *



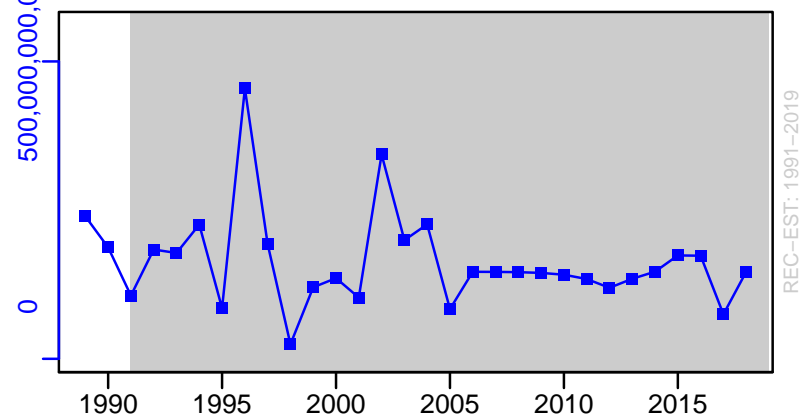
F-1/yr (1989–2020–PARMA)



ER-ratio (1992–2007–Parma)

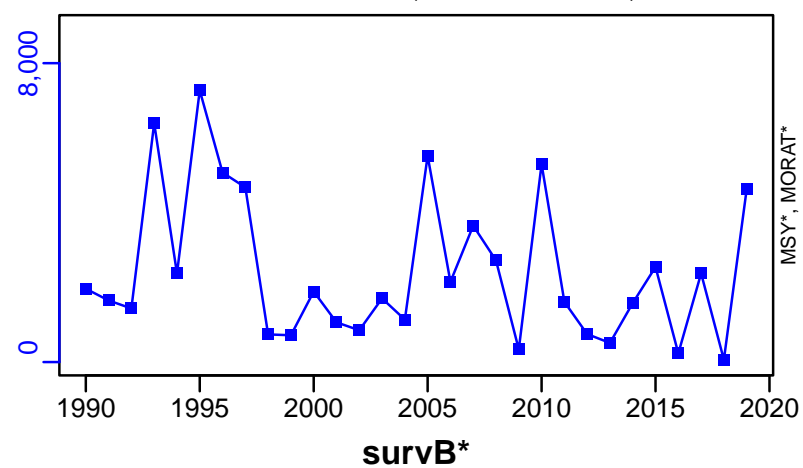


R-E00 (1989–2020–PARMA)

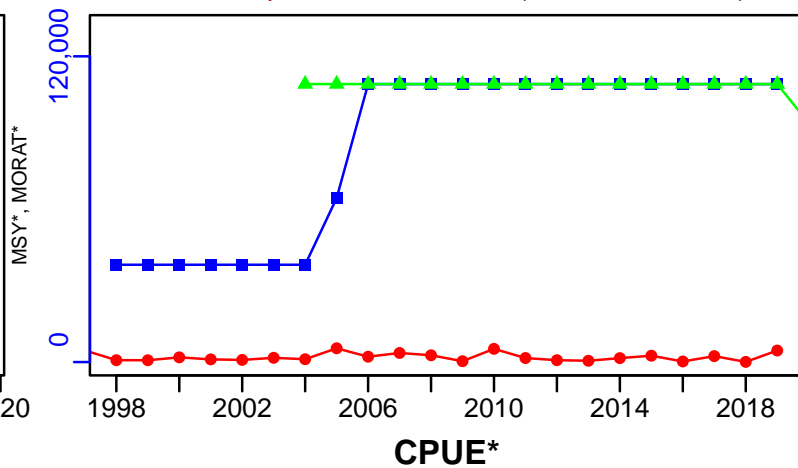


Argentine anchoita Southern Argentina [ARGANCHOSARG]


TC-MT, TL*, RecC* (1989–2020–PARMA)



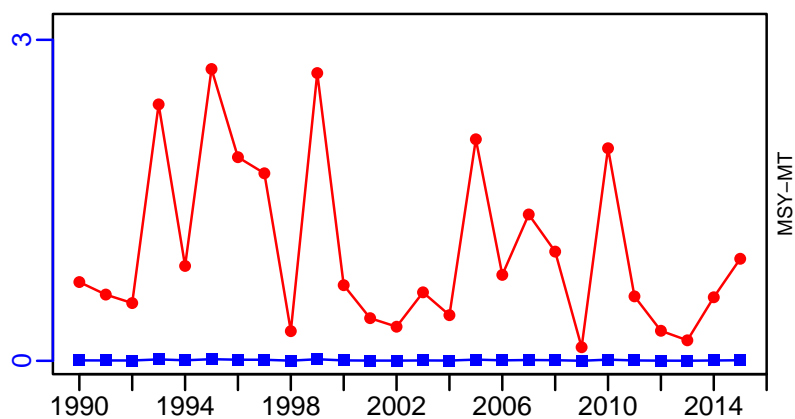
TAC-MT, Cpair-MT, Cadvised-MT (1989–2020–PARMA)



EFFORT*



TC-MT/MSY-MT, CdivMEANC-ratio, (1989–2015–BURATTI)



■ 1st listed time series ▲ 3rd listed time series — MORAT
● 2nd listed time series - - - MSY * No Data

Argentine hake Northern Argentina [ARGHAKENARG]

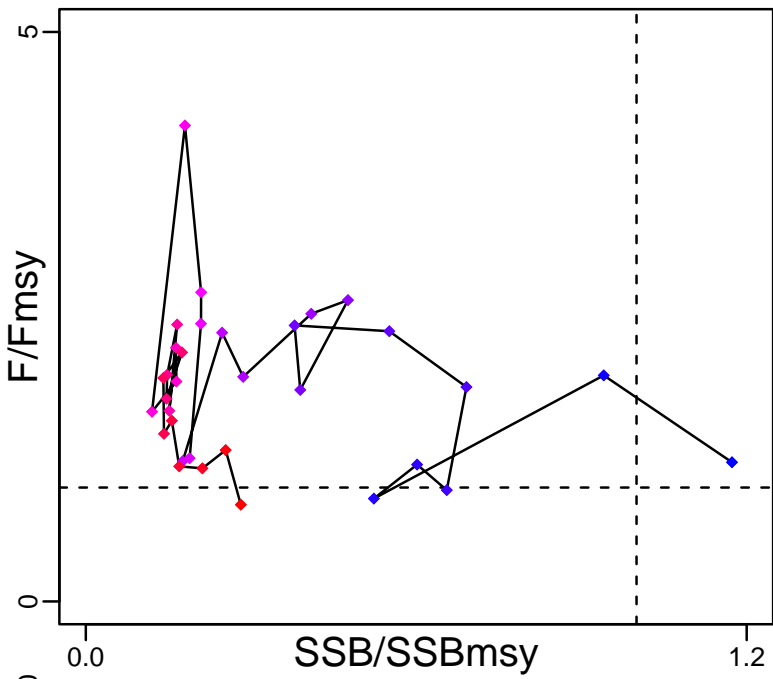
Metadata	
Scientific Name	Merluccius hubbsi
Current Assess ID	INIDEP-ARGHAKENARG-1985-2018-PARMA
Area	Northern Argentina
Management Authority	Consejo Federal Pesquero, Argentina national management
Assessor	Instituto Nacional de Investigacion y Desarrollo Pesquero
Asmts in RAM	2014, 2018, 2011

Reference Points			
Type	ID	Asmt Year	Value
TBmsy	-	-	-
SSBmsy	SSBmsy-MT	2018	423,330
Fmsy	Fmsy-1/yr	2018	0.392
ERmsy	-	-	-
TBmgt	-	-	-
SSBmgt	-	-	-
Fmgt	-	-	-
ERmgt	-	-	-
TB0	-	-	-
SSB0	-	-	-
MSY	MSY-MT	2018	138,112
M	M-1/yr	2018	0.3
TBlim	-	-	-
SSBlim	SSBlim-MT	2014	230,000
Flim	-	-	-
ERlim	-	-	-

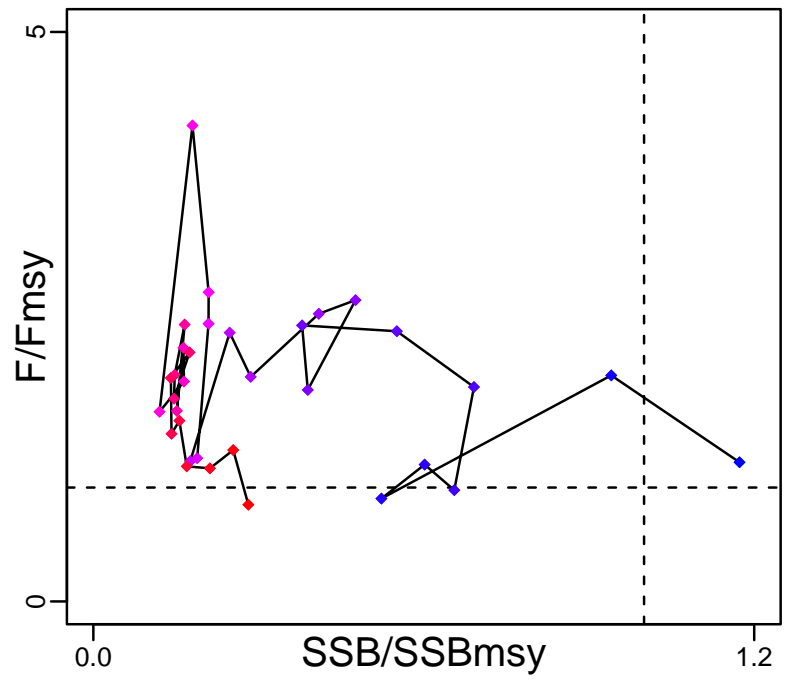
Time Series					
Type	ID	Asmt Year	Curr Value	Sex	Age
TB	TB-MT	2018	170,125	Both	-
SSB	SSB-MT	2018	119,165	Both	-
TN	-	-	-	-	-
R	R-E00	2018	300,085,000	-	-
F	F-1/yr	2018	0.333	Both	6-Mar
ER	ER-calc-ratio	2018	0.3	-	-
TC	TC-MT	2018	51,099		
TL	-	-	-		
TB/TBmsy	-	-	-		
SSB/SSBmsy	SSB-MT/SSBmsy-MT	2018	0.281		
F/Fmsy	F-1/yr/Fmsy-1/yr	2018	0.849		
ER/ERmsy	-	-	-		
TB/TBmgt	-	-	-		
SSB/SSBmgt	-	-	-		
F/Fmgt	-	-	-		
ER/ERmgt	-	-	-		

Argentine hake Northern Argentina [ARGHAKENARG]

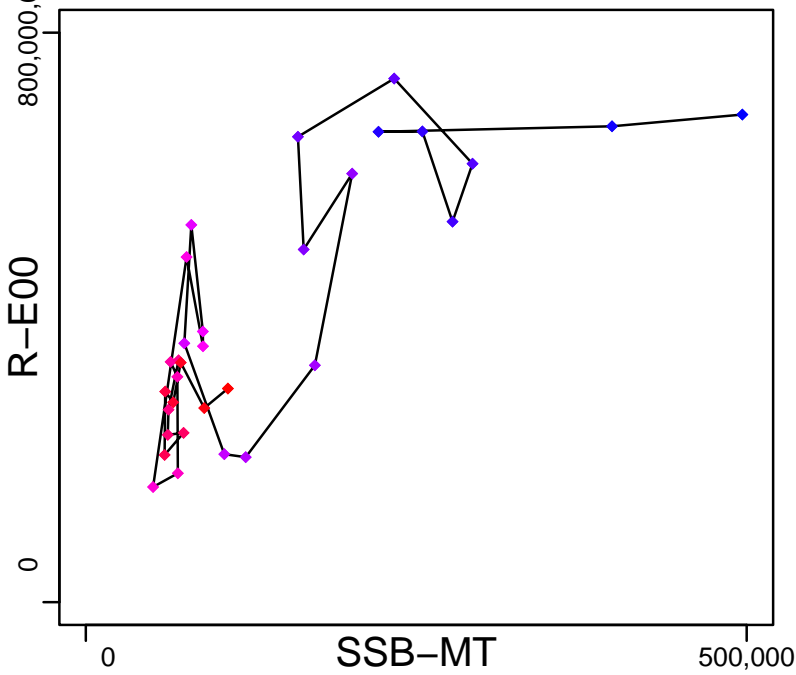
Kobe MSYpref (1985–2018–PARMA)



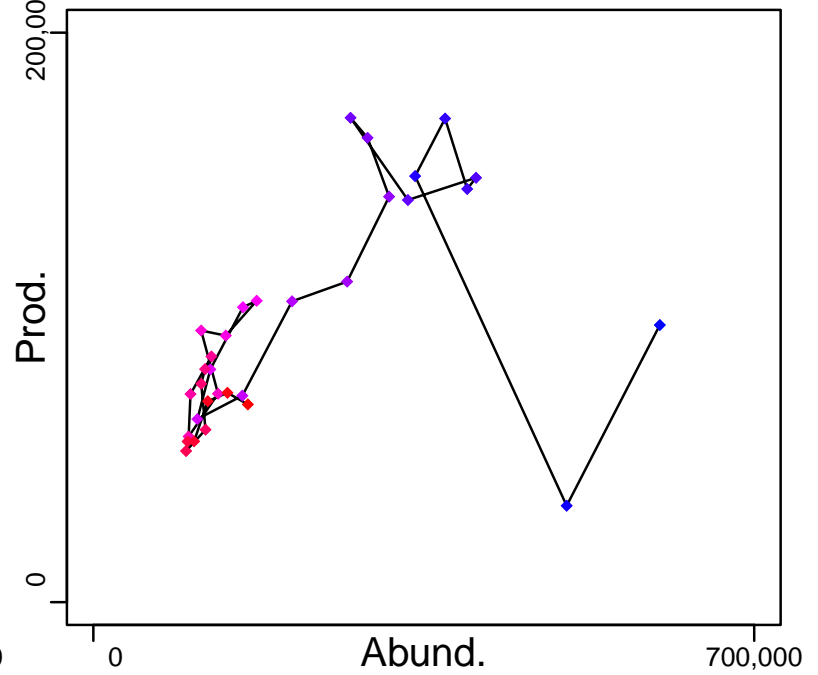
Kobe MGTpref (1985–2018–PARMA)



Spawner Recruit (1985–2018–PARMA)



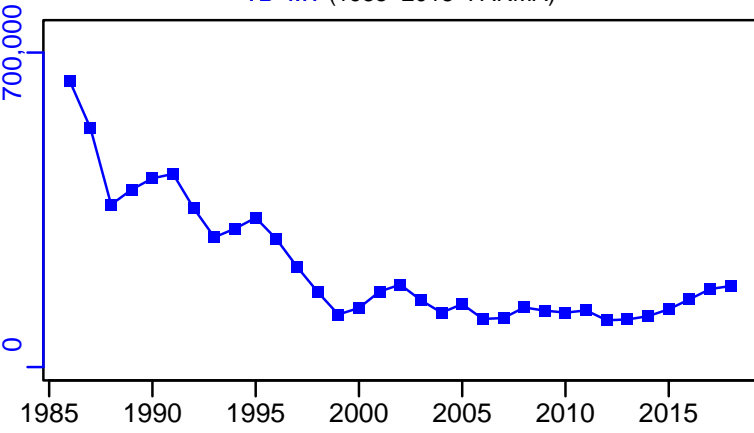
Production (1985–2018–PARMA)



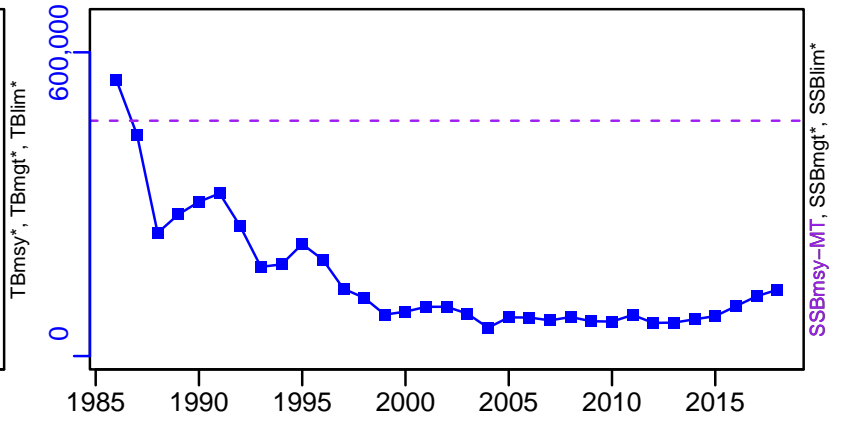
◆ Start Year ◆ End Year * No Data

Argentine hake Northern Argentina [ARGHAKENARG]


TB-MT (1985–2018–PARMA)



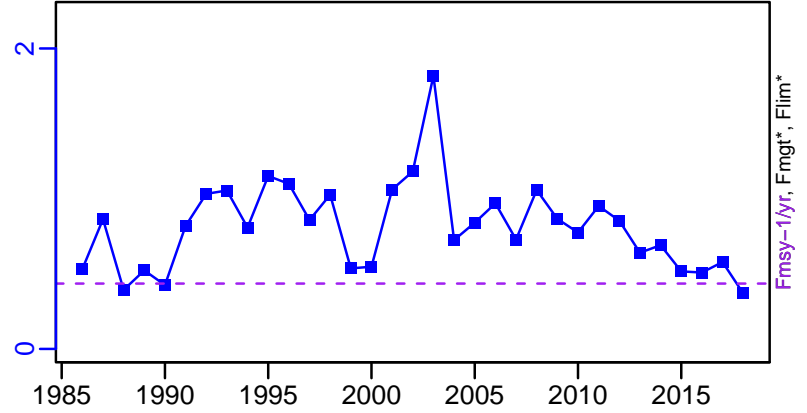
SSB-MT (1985–2018–PARMA)



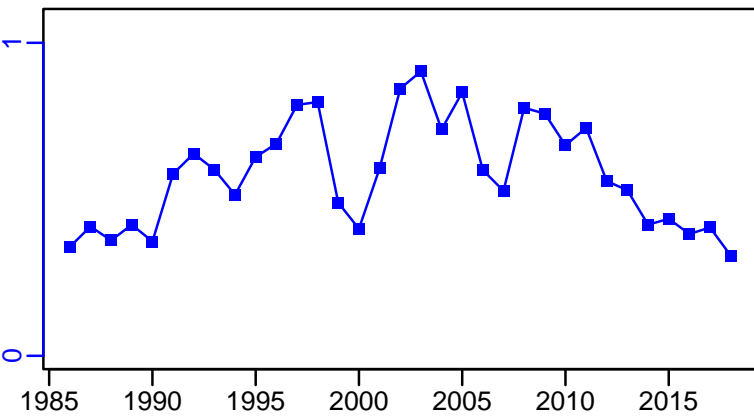
TN *



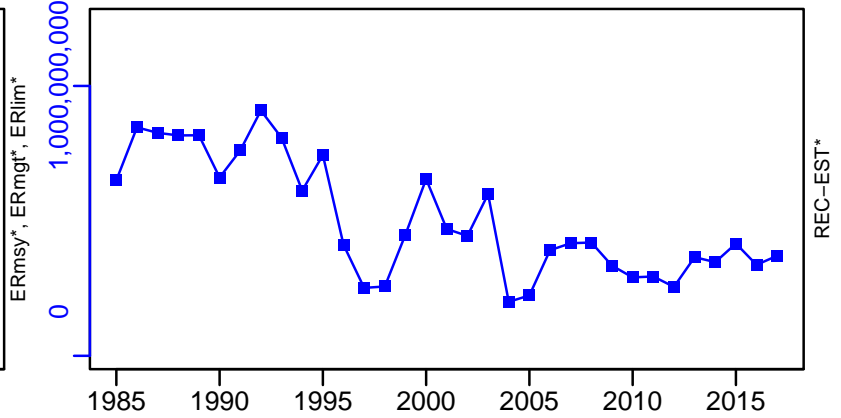
F-1/yr (1985–2018–PARMA)



ER-calc-ratio (1985–2018–PARMA)

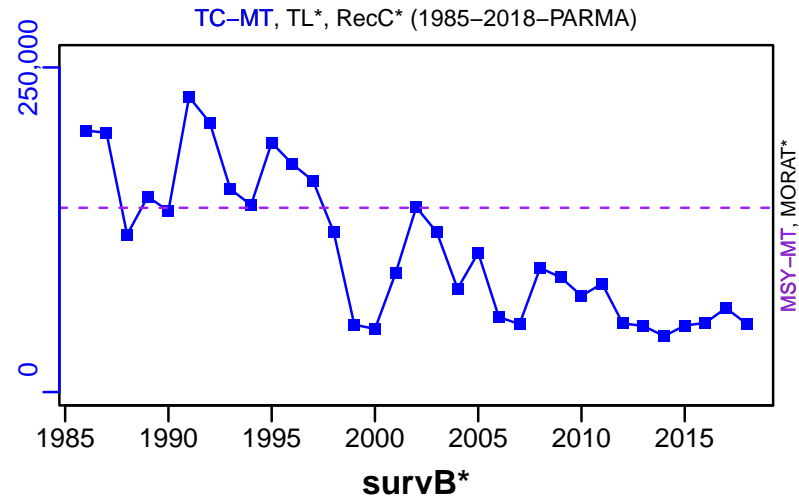


R-E00 (1985–2018–PARMA)



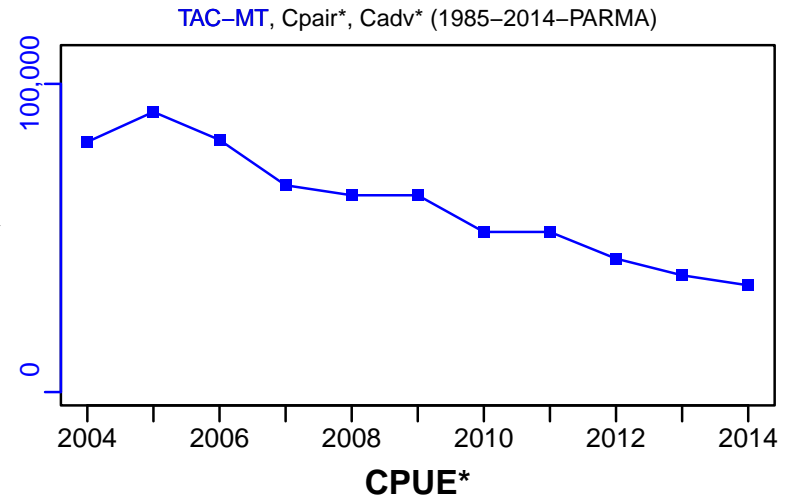


Argentine hake Northern Argentina [ARGHAKENARG]

TC-MT, TL*, RecC* (1985-2018-PARMA)



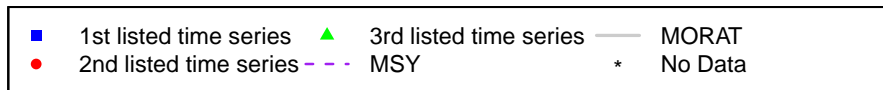
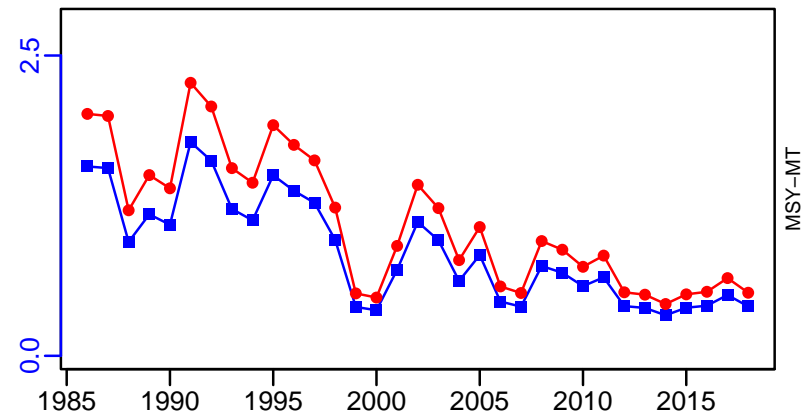
TAC-MT, Cpair*, Cadv* (1985-2014-PARMA)



EFFORT*



TC-MT/MSY-MT, CdivMEANC-ratio, (1985-2018-PARMA)



Argentine hake Southern Argentina [ARGHAKESARG]

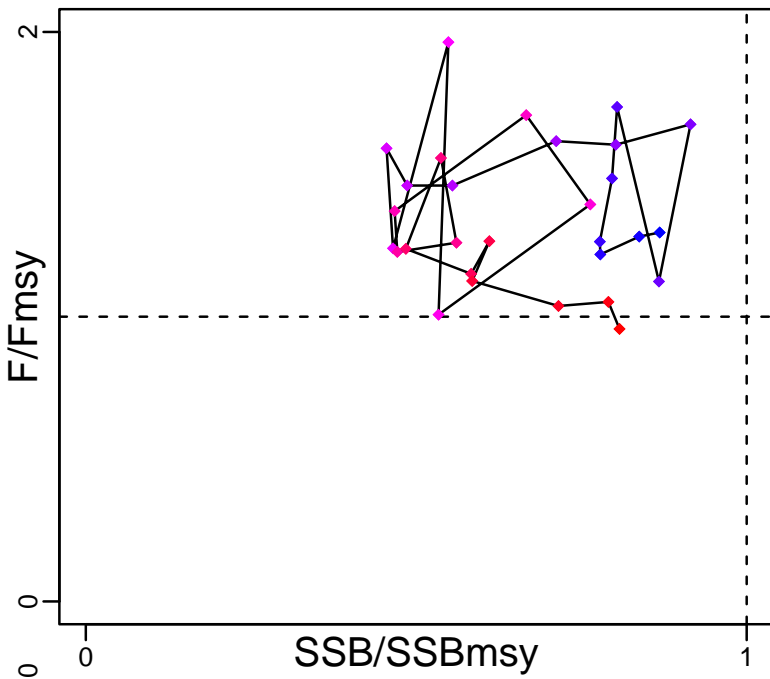
Metadata	
Scientific Name	Merluccius hubbsi
Current Assess ID	INIDEP-ARGHAKESARG-1989-2019-Parma
Area	Southern Argentina
Management Authority	Consejo Federal Pesquero, Argentina national management
Assessor	Instituto Nacional de Investigacion y Desarrollo Pesquero
Asmts in RAM	2015, 2019, 2011

Reference Points			
Type	ID	Asmt Year	Value
TBmsy	-	-	-
SSBmsy	SSBmsy-MT	2019	668,386
Fmsy	Fmsy-1/yr	2019	0.558
ERmsy	-	-	-
TBmgt	-	-	-
SSBmgt	SSBmgt-MT	2019	6×10^5
Fmgt	-	-	-
ERmgt	-	-	-
TB0	-	-	-
SSB0	-	-	-
MSY	MSY-MT	2019	527,521
M	M-1/yr	2019	0.3
TBlim	-	-	-
SSBlim	-	-	-
Flim	-	-	-
ERlim	-	-	-

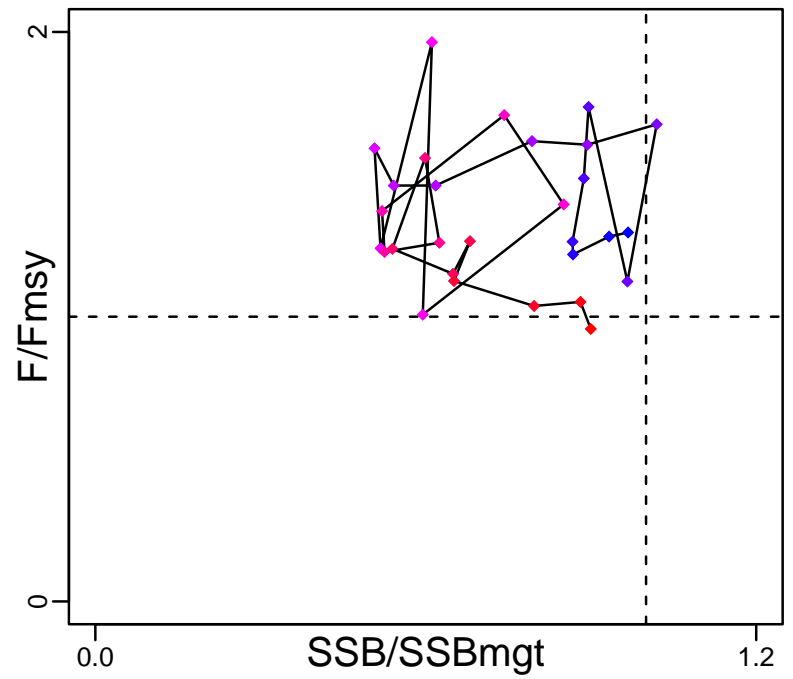
Time Series					
Type	ID	Asmt Year	Curr Value	Sex	Age
TB	TB-MT	2019	885,210	-	-
SSB	SSB-MT	2019	539,759	Both	-
TN	-	-	-	-	-
R	R-E00	2019	1,909,620,000	-	1
F	F-1/yr	2019	0.534	Both	6-Mar
ER	ER-ratio	2019	0.779	Both	-
TC	TC-MT	2019	420,278		
TL	TL-MT	2019	309,862		
TB/TBmsy	-	-	-		
SSB/SSBmsy	SSB-MT/SSBmsy-MT	2019	0.808		
F/Fmsy	F-1/yr/Fmsy-1/yr	2019	0.957		
ER/ERmsy	-	-	-		
TB/TBmgt	-	-	-		
SSB/SSBmgt	SSB-MT/SSBmgt-MT	2019	0.9		
F/Fmgt	-	-	-		
ER/ERmgt	-	-	-		

Argentine hake Southern Argentina [ARGHAKESARG]

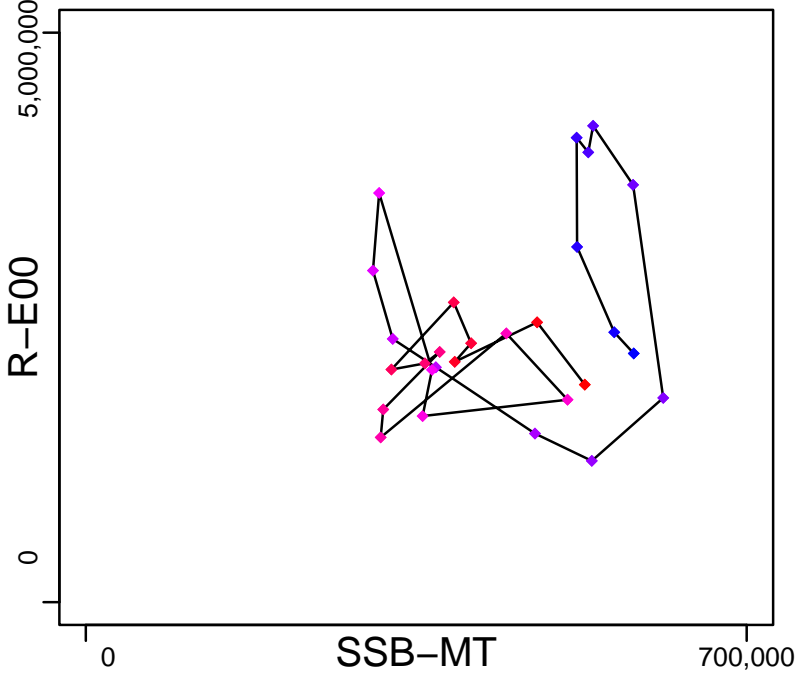
Kobe MSYpref (1989–2019–Parma)



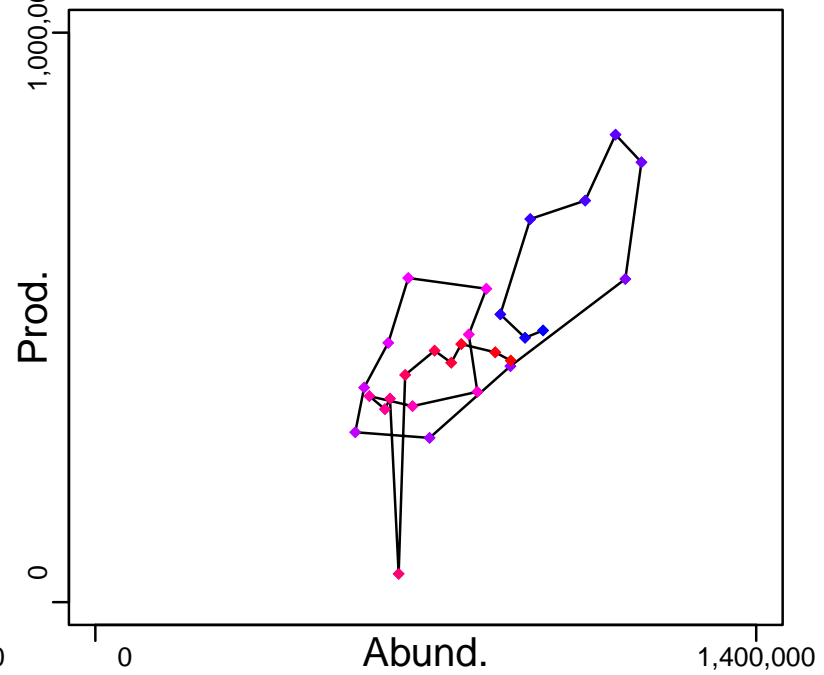
Kobe MGTpref (1989–2019–Parma)



Spawner Recruit (1989–2019–Parma)



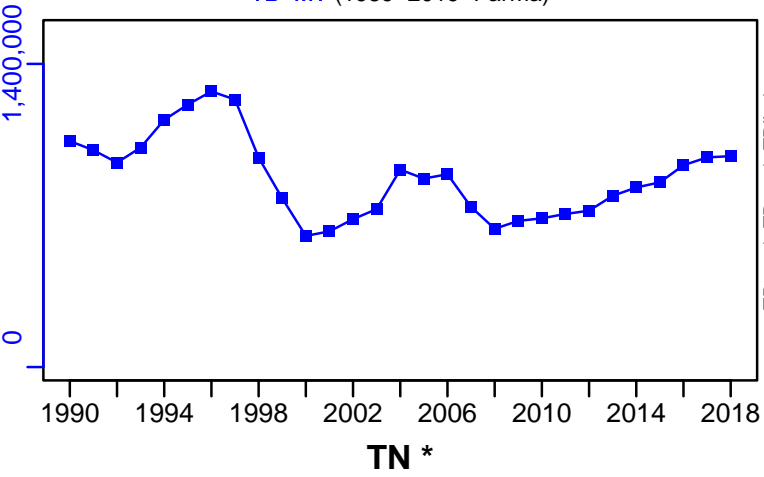
Production (1989–2019–Parma)



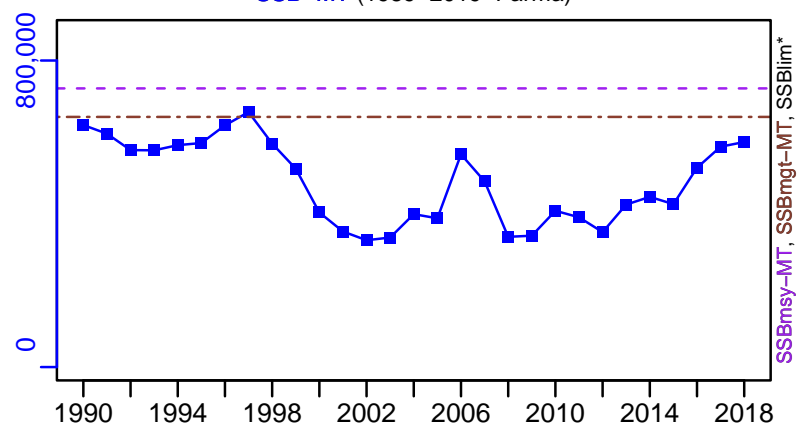
◆ Start Year ◆ End Year * No Data

Argentine hake Southern Argentina [ARGHAKESARG]

TB-MT (1989–2019–Parma)



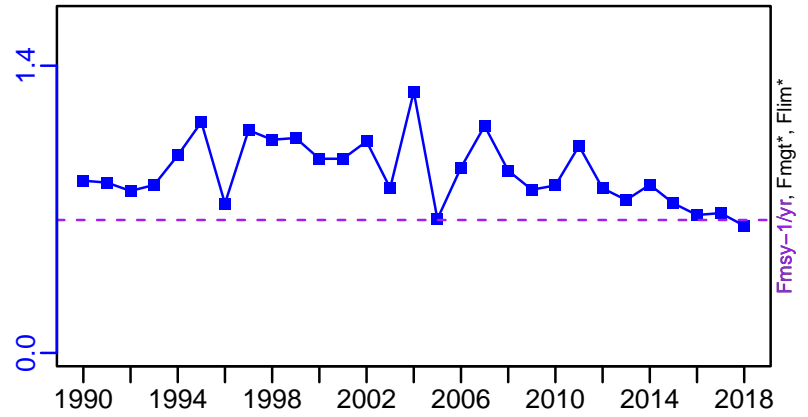
SSB-MT (1989–2019–Parma)



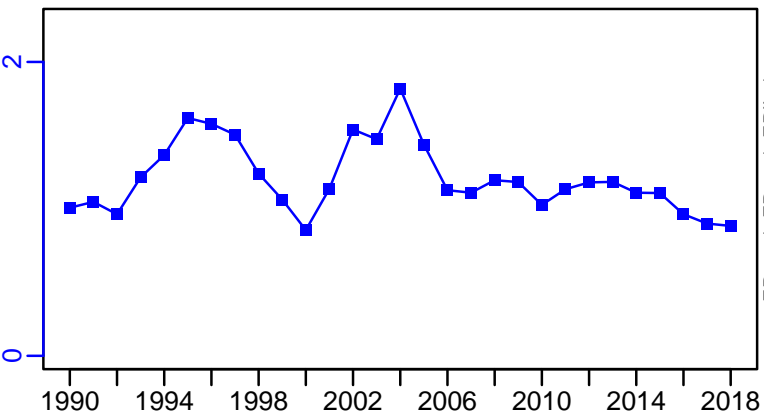
TN *



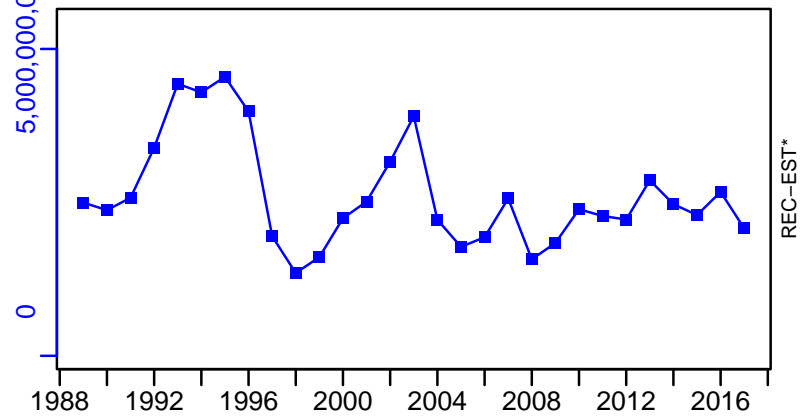
F-1/yr (1989–2019–Parma)



ER-ratio (1989–2019–Parma)




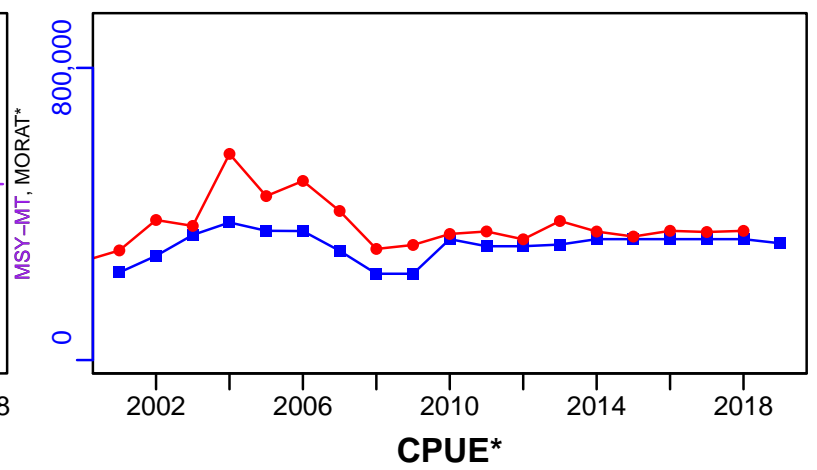
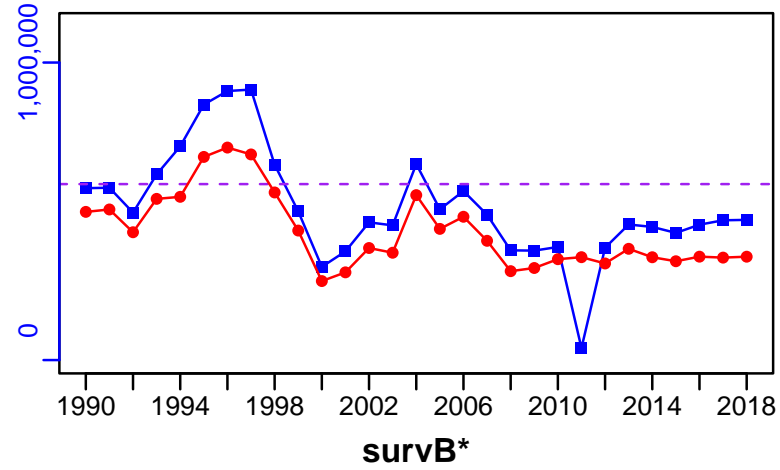
R-E00 (1989–2019–Parma)




Argentine hake Southern Argentina [ARGHAKESARG]

TC-MT, TL-MT, RecC* (1989-2019-Parma)

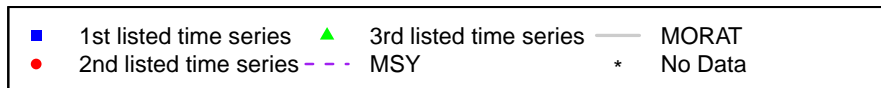
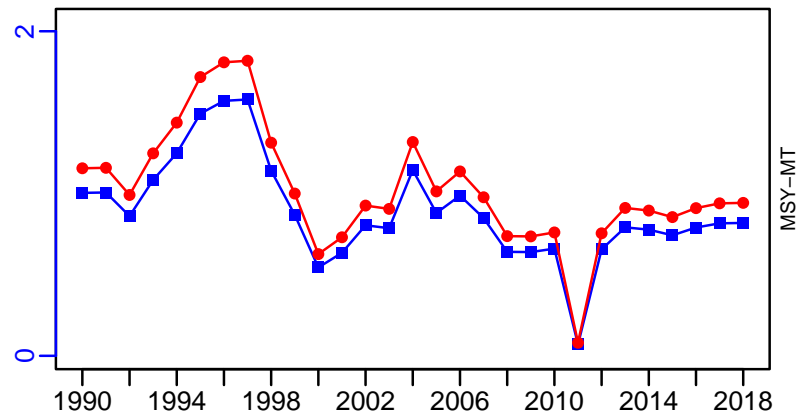
TAC-MT, Cpair-MT, Cadv* (1989-2019-Parma)



EFFORT*



TC-MT/MSY-MT, CdivMEANC-ratio, (1989-2019-Parma)



Yellow squat lobster Central-Southern Chile [BSQLOBSTERCSCH]

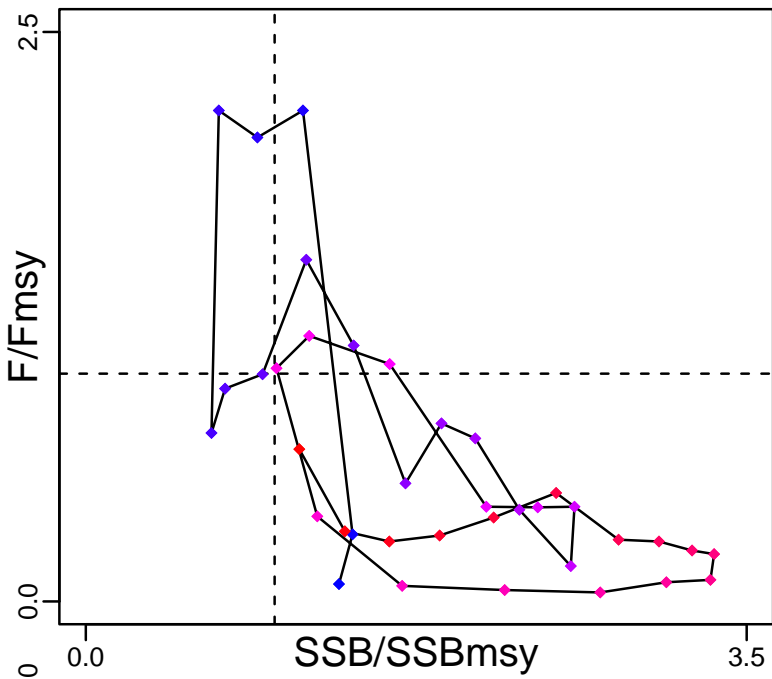
Metadata	
Scientific Name	Cervimunida johni
Current Assess ID	IFOPCH-BSQLOBSTERCSCH-1976-2015-PARMA
Area	Central-Southern Chile
Management Authority	Subsecretaria de Pesca
Assessor	Instituto de Fomento Pesquero - Chilean Fisheries Development Institute
Asmts in RAM	2015

Reference Points			
Type	ID	Asmt Year	Value
TBmsy	-	-	-
SSBmsy	SSBmsy-pr-MT	2015	5139
Fmsy	Fmsy-pr-1/yr	2015	0.38
ERmsy	-	-	-
TBmgt	-	-	-
SSBmgt	SSBmgt-MT	2015	5139
Fmgt	Fmgt-1/yr	2015	0.38
ERmgt	-	-	-
TB0	-	-	-
SSB0	-	-	-
MSY	-	-	-
M	M-1/yr	2015	0.3
TBlim	-	-	-
SSBlim	-	-	-
Flim	-	-	-
ERlim	-	-	-

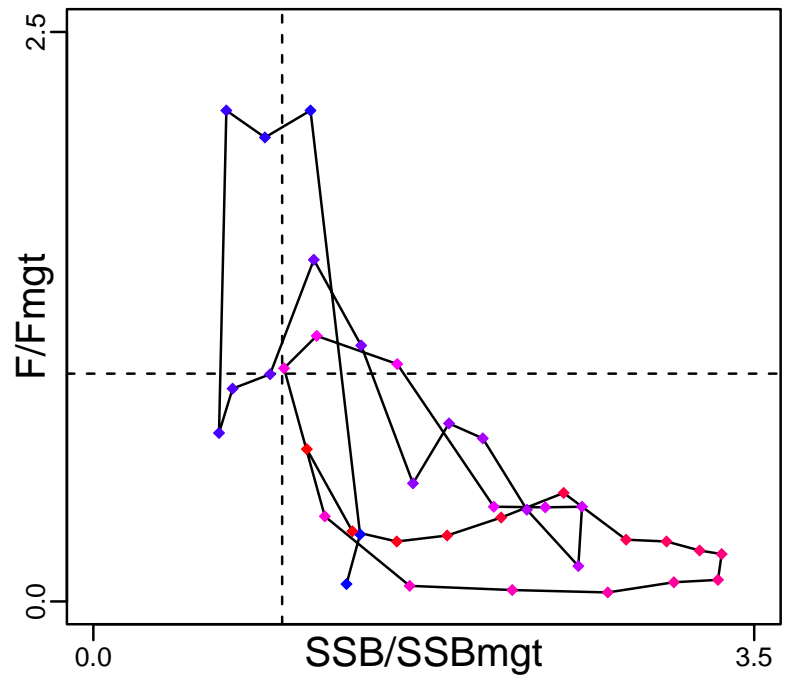
Time Series					
Type	ID	Asmt Year	Curr Value	Sex	Age
TB	TB-MT	2015	23,300	-	-
SSB	SSB-MT	2015	5810	Females	-
TN	-	-	-	-	-
R	R-E00	2015	2.74×10^8	-	3
F	F-1/yr	2015	0.254	-	-
ER	ER-calc-ratio	2015	0.139	-	-
TC	-	-	-		
TL	TL-MT	2015	3250		
TB/TBmsy	-	-	-		
SSB/SSBmsy	SSB-MT/SSBmsy-pr-MT	2015	1.131		
F/Fmsy	F-1/yr/Fmsy-pr-1/yr	2015	0.668		
ER/ERmsy	-	-	-		
TB/TBmgt	-	-	-		
SSB/SSBmgt	SSB-MT/SSBmgt-MT	2015	1.131		
F/Fmgt	F-1/yr/Fmgt-1/yr	2015	0.668		
ER/ERmgt	-	-	-		

Yellow squat lobster Central–Southern Chile [BSQLOBSTERCSCH]

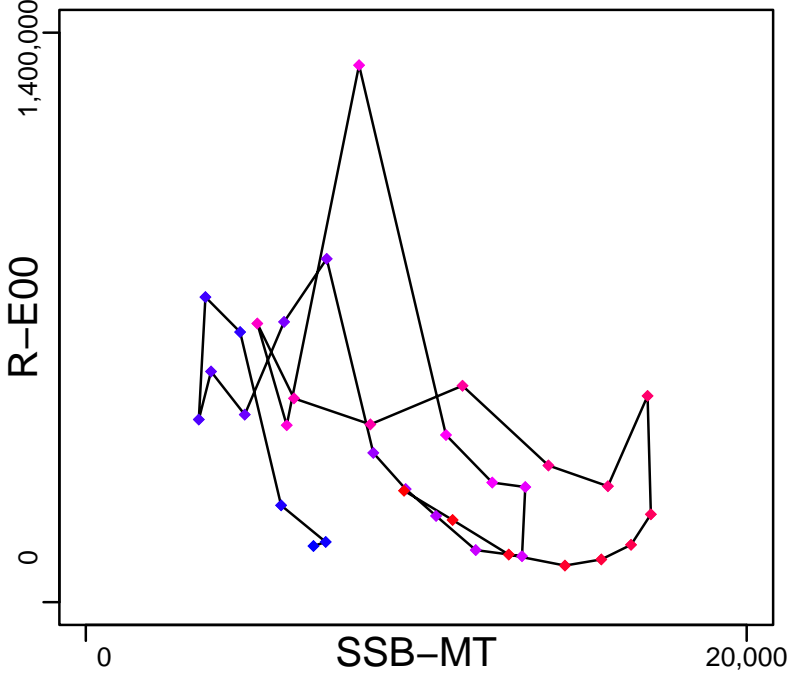
Kobe MSYpref (1976–2015–PARMA)



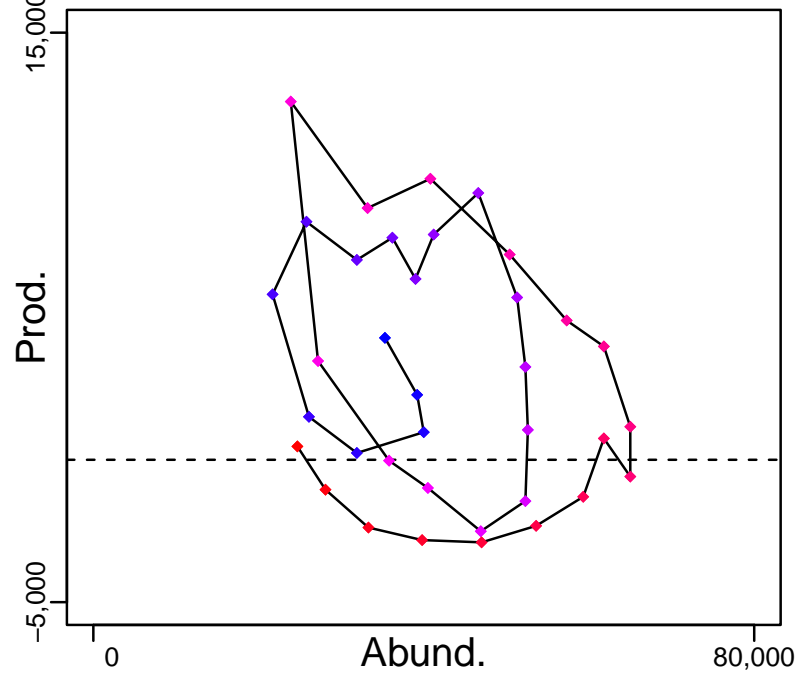
Kobe MGTpref (1976–2015–PARMA)



Spawner Recruit (1976–2015–PARMA)



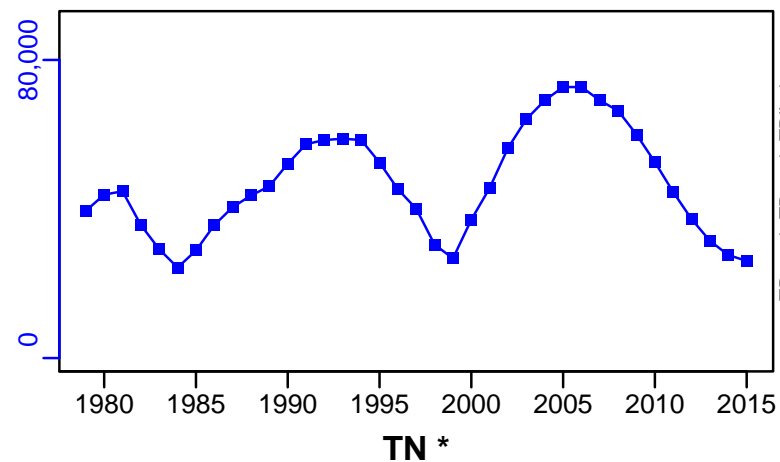
Production (1976–2015–PARMA)



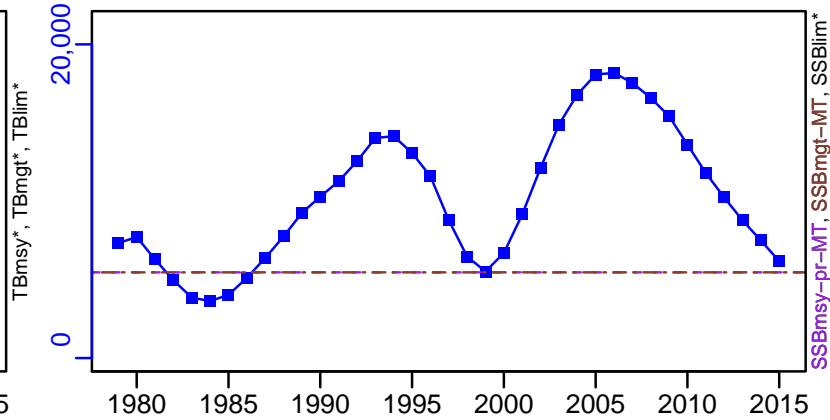
◆ Start Year ◆ End Year * No Data

Yellow squat lobster Central–Southern Chile [BSQLOBSTERCSCH]

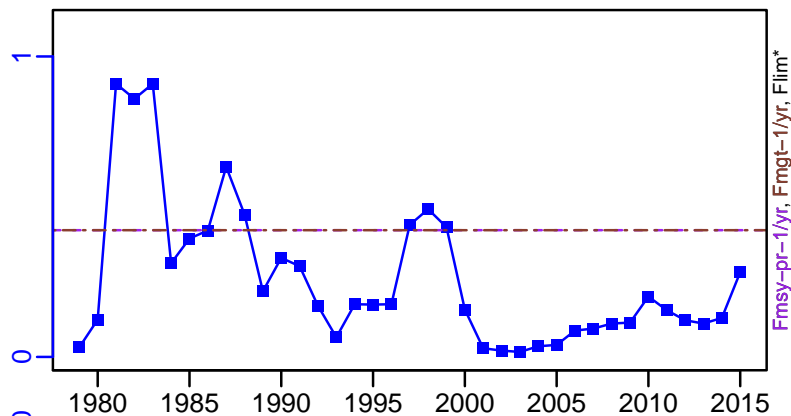
TB–MT (1976–2015–PARMA)



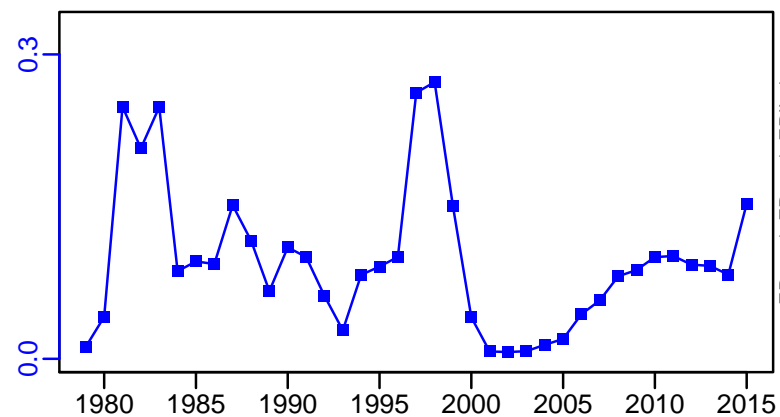
SSB–MT (1976–2015–PARMA)



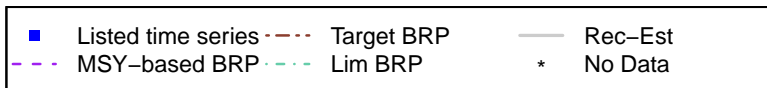
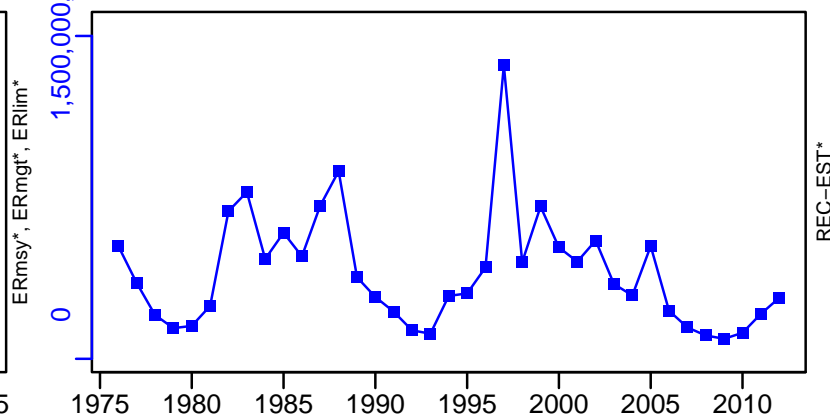
F–1/yr (1976–2015–PARMA)



ER–calc–ratio (1976–2015–PARMA)




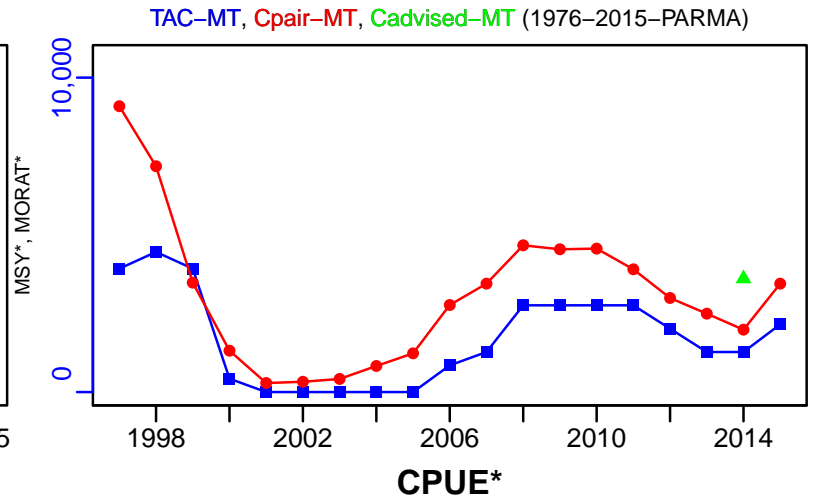
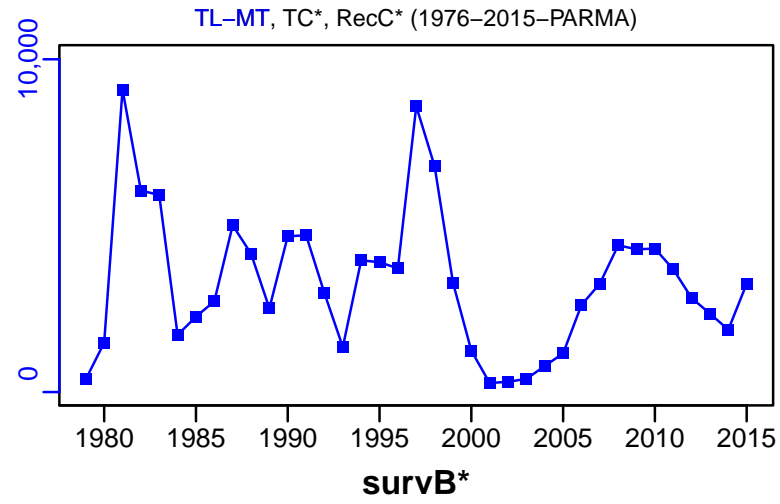
R–E00 (1976–2015–PARMA)



Yellow squat lobster Central–Southern Chile [BSQLOBSTERCSCH]

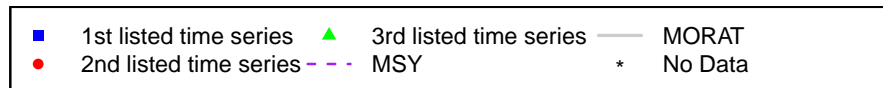
TL–MT, TC*, RecC* (1976–2015–PARMA)

TAC–MT, Cpair–MT, Cadvised–MT (1976–2015–PARMA)



EFFORT*

CdivMSY*



Yellow squat lobster Northern Chile [BSQLOBSTERNCH]

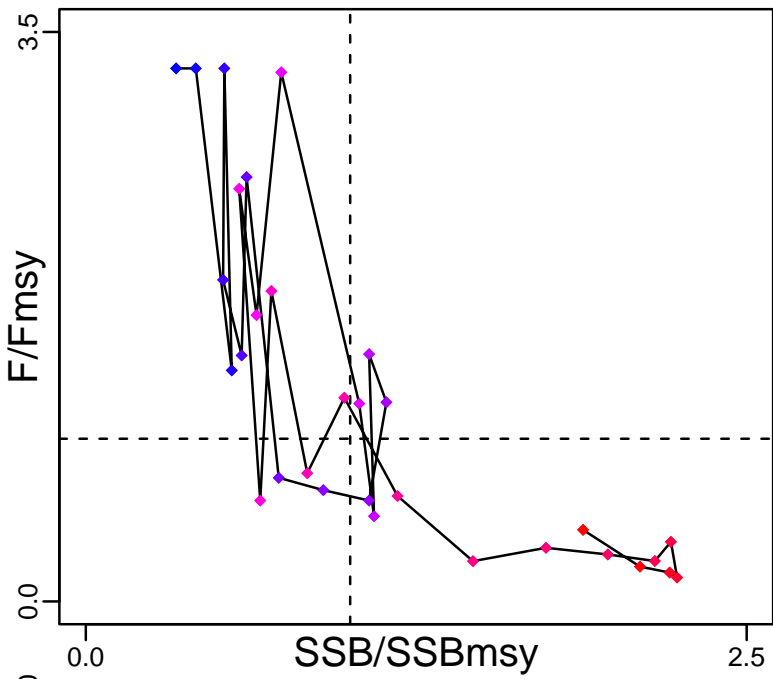
Metadata	
Scientific Name	Cervimunida johni
Current Assess ID	IFOPCH-BSQLOBSTERNCH-1982-2015-PARMA
Area	Northern Chile
Management Authority	Subsecretaria de Pesca
Assessor	Instituto de Fomento Pesquero - Chilean Fisheries Development Institute
Asmts in RAM	2015

Reference Points			
Type	ID	Asmt Year	Value
TBmsy	-	-	-
SSBmsy	SSBmsy-pr-MT	2015	2137
Fmsy	Fmsy-pr-1/yr	2015	0.25
ERmsy	-	-	-
TBmgt	-	-	-
SSBmgt	SSBmgt-MT	2015	2137
Fmgt	Fmgt-1/yr	2015	0.25
ERmgt	-	-	-
TB0	-	-	-
SSB0	-	-	-
MSY	-	-	-
M	M-1/yr	2015	0.3
TBlim	-	-	-
SSBlim	-	-	-
Flim	-	-	-
ERlim	-	-	-

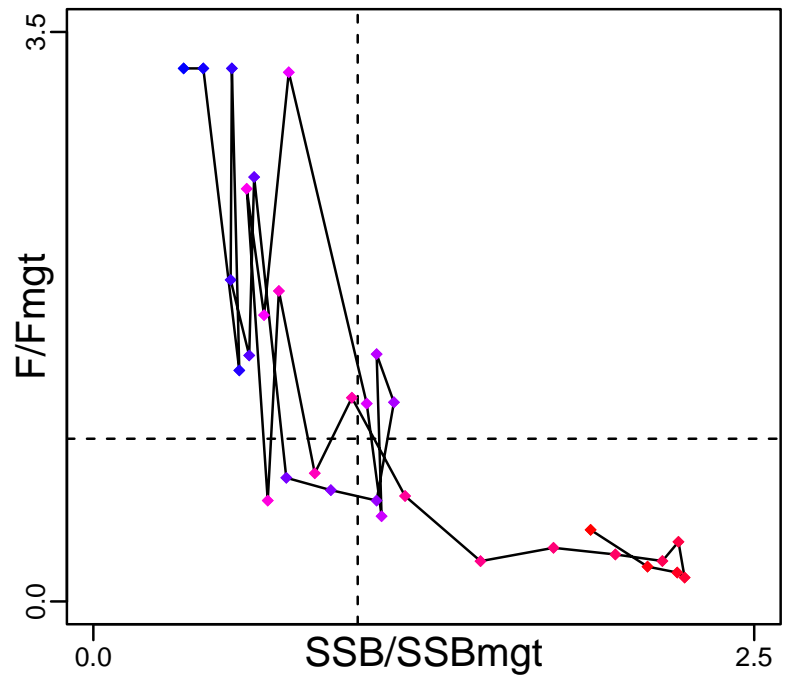
Time Series					
Type	ID	Asmt Year	Curr Value	Sex	Age
TB	TB-MT	2015	19,100	-	-
SSB	SSB-MT	2015	4020	Females	-
TN	-	-	-	-	-
R	R-E00	2015	1.65×10^8	-	3
F	F-1/yr	2015	0.11	-	-
ER	ER-calc-ratio	2015	0.066	-	-
TC	-	-	-	-	-
TL	TL-MT	2015	1260	-	-
TB/TBmsy	-	-	-	-	-
SSB/SSBmsy	SSB-MT/SSBmsy-pr-MT	2015	1.881	-	-
F/Fmsy	F-1/yr/Fmsy-pr-1/yr	2015	0.44	-	-
ER/ERmsy	-	-	-	-	-
TB/TBmgt	-	-	-	-	-
SSB/SSBmgt	SSB-MT/SSBmgt-MT	2015	1.881	-	-
F/Fmgt	F-1/yr/Fmgt-1/yr	2015	0.44	-	-
ER/ERmgt	-	-	-	-	-

Yellow squat lobster Northern Chile [BSQLOBSTERNCH]

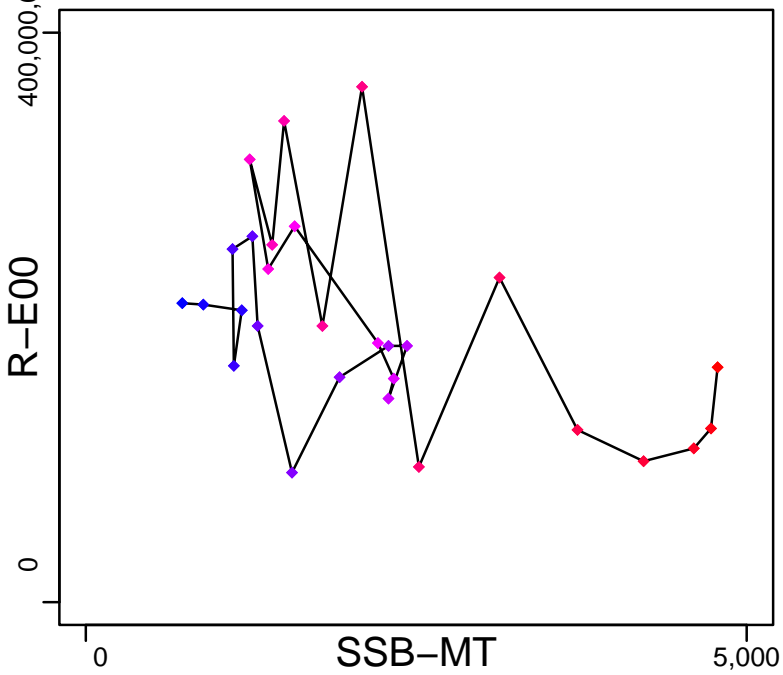
Kobe MSYpref (1982–2015–PARMA)



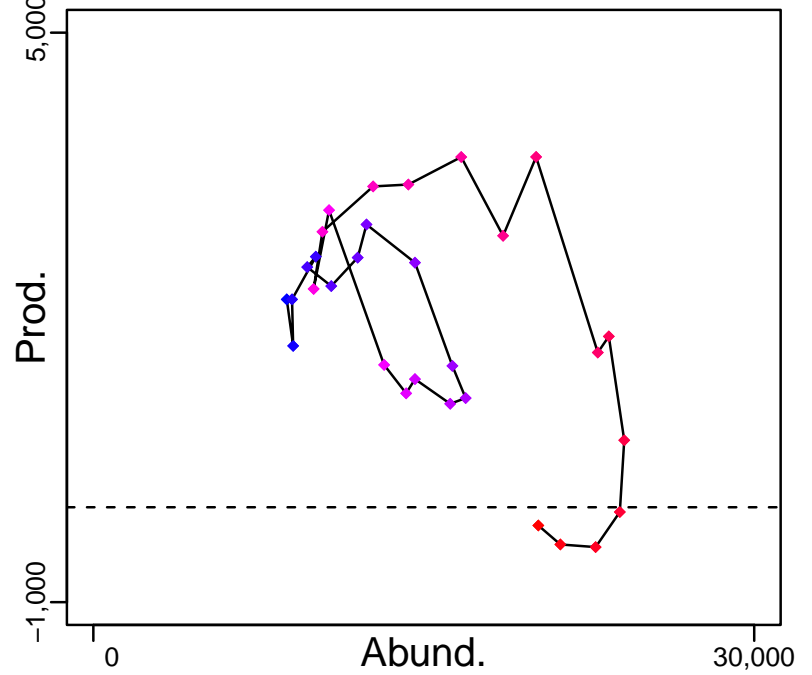
Kobe MGTpref (1982–2015–PARMA)



Spawner Recruit (1982–2015–PARMA)



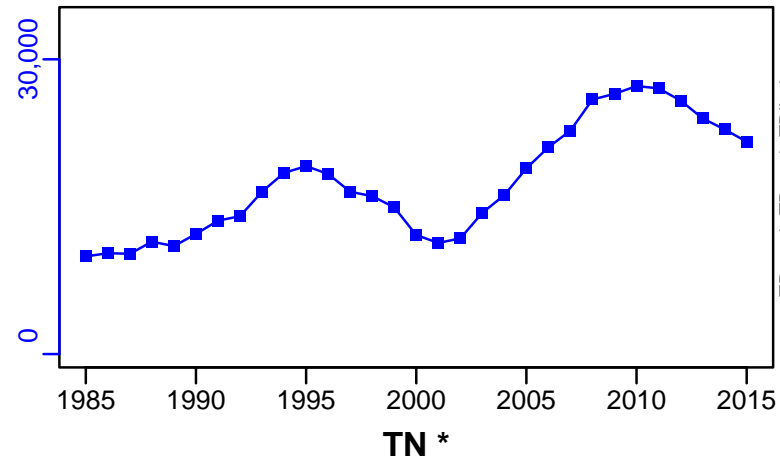
Production (1982–2015–PARMA)



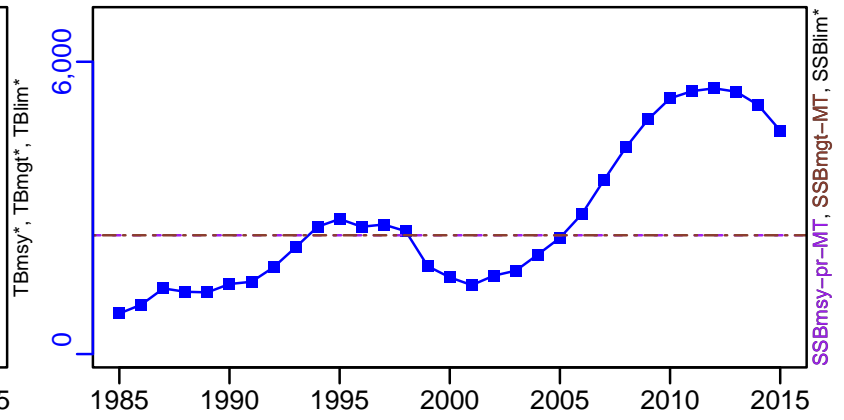
◆ Start Year ◆ End Year * No Data

Yellow squat lobster Northern Chile [BSQLOBSTERNCH]

TB-MT (1982-2015-PARMA)



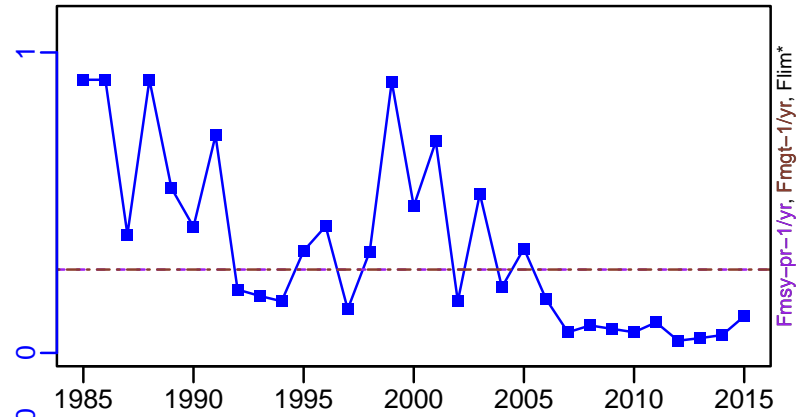
SSB-MT (1982-2015-PARMA)



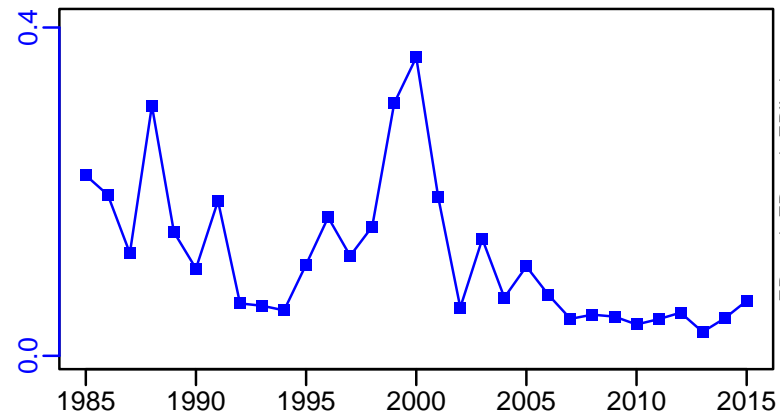
TN *



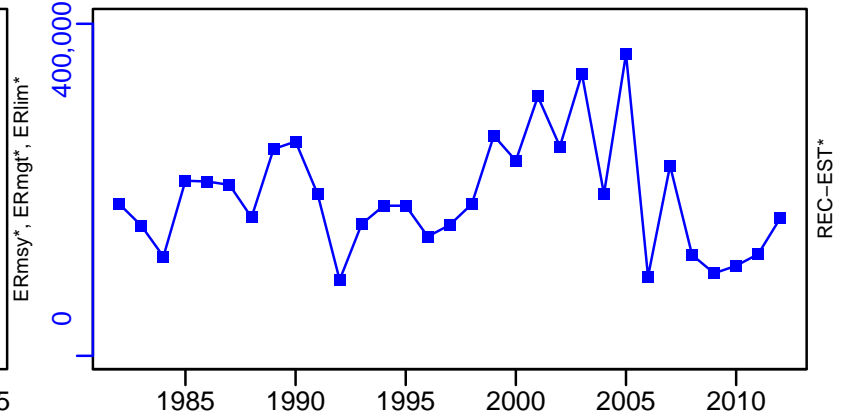
F-1/yr (1982-2015-PARMA)



ER-calc-ratio (1982-2015-PARMA)



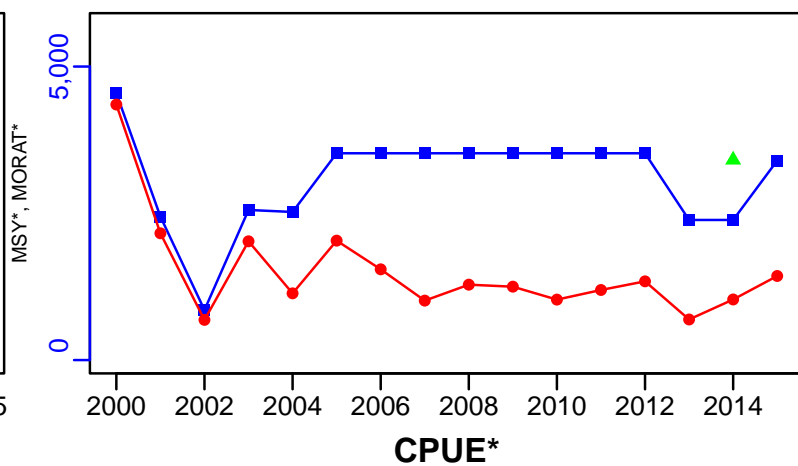
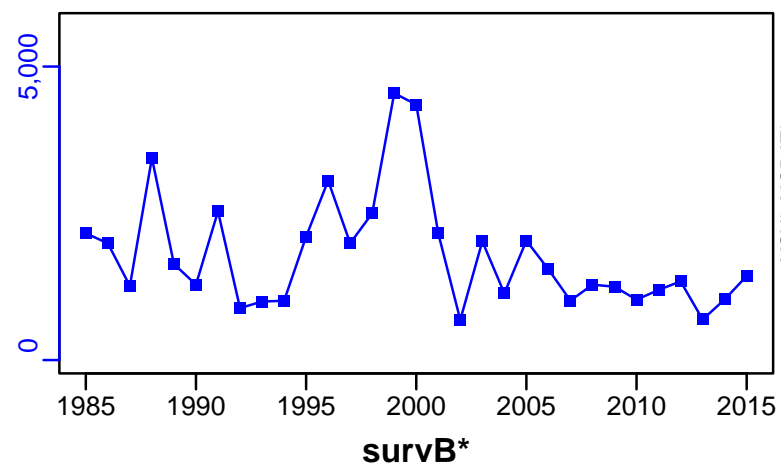
R-E00 (1982-2015-PARMA)



Yellow squat lobster Northern Chile [BSQLOBSTERNCH]

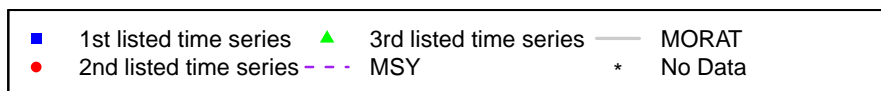


TL-MT, TC*, RecC* (1982-2015-PARMA)

TAC-MT, Cpair-MT, Cadvised-MT (1982-2015-PARMA)



EFFORT*

CdivMSY*



Chilean herring Central-Southern Chile [CHERRCHVX]

Metadata	
Scientific Name	Clupea bentincki
Current Assess ID	IFOPCH-CHERRCHVX-1960-2012-CHING
Area	Central-Southern Chile
Management Authority	Subsecretaria de Pesca
Assessor	Instituto de Fomento Pesquero - Chilean Fisheries Development Institute
Asmts in RAM	2012

Reference Points			
Type	ID	Asmt Year	Value
TBmsy	-	-	-
SSBmsy	-	-	-
Fmsy	-	-	-
ERmsy	-	-	-
TBmgt	-	-	-
SSBmgt	-	-	-
Fmgt	-	-	-
ERmgt	-	-	-
TB0	-	-	-
SSB0	-	-	-
MSY	-	-	-
M	-	-	-
TBlim	-	-	-
SSBlim	-	-	-
Flim	-	-	-
ERlim	-	-	-

Time Series					
Type	ID	Asmt Year	Curr Value	Sex	Age
TB	TB-MT	2012	4,190,000	-	-
SSB	SSB-MT	2012	1,620,000	-	-
TN	-	-	-	-	-
R	R-E00	2012	7.41×10^{10}	-	-
F	F-1/yr	2012	0.262	-	-
ER	ER-calc-ratio	2012	0.221	-	-
TC	-	-	-		
TL	TL-MT	2012	833,000		
TB/TBmsy	-	-	-		
SSB/SSBmsy	-	-	-		
F/Fmsy	-	-	-		
ER/ERmsy	-	-	-		
TB/TBmgt	-	-	-		
SSB/SSBmgt	-	-	-		
F/Fmgt	-	-	-		
ER/ERmgt	-	-	-		

Chilean herring Central–Southern Chile [CHERRCHVX]

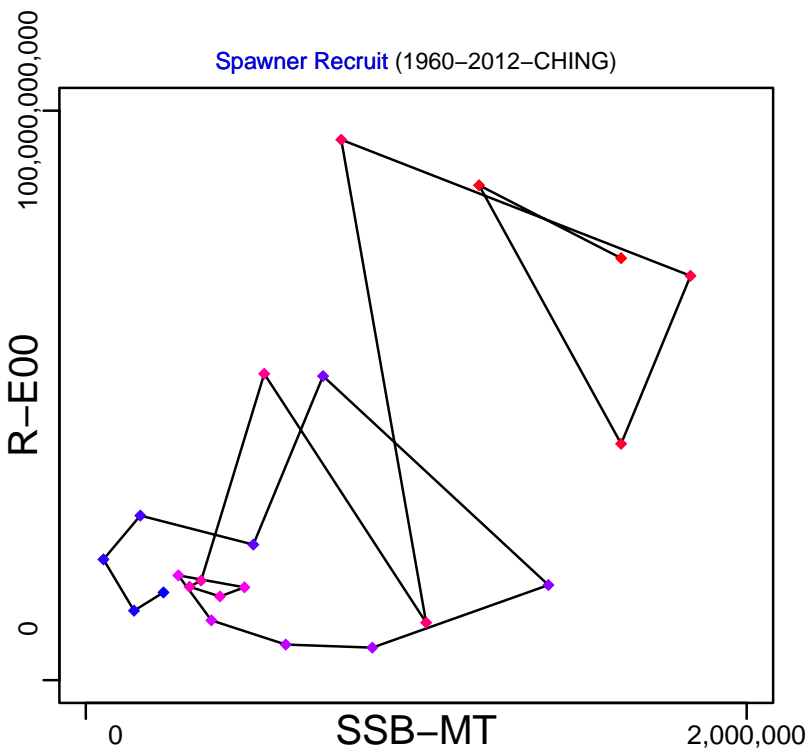
Kobe MSY*




Kobe MGT*



Spawner Recruit (1960–2012–CHING)

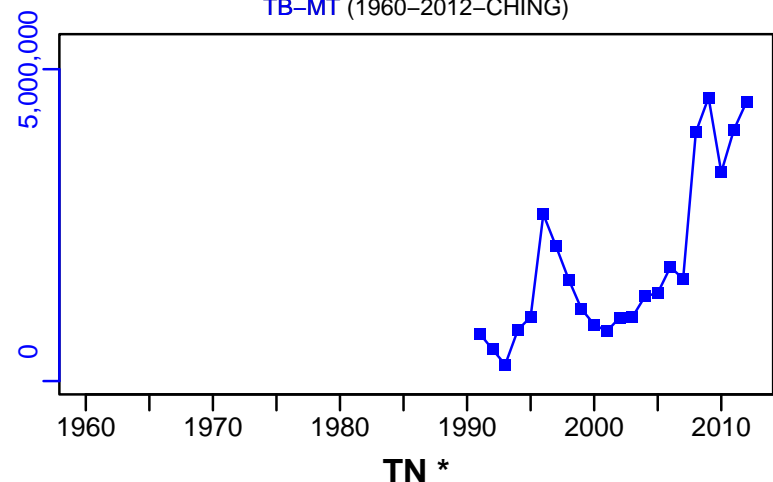


Production*

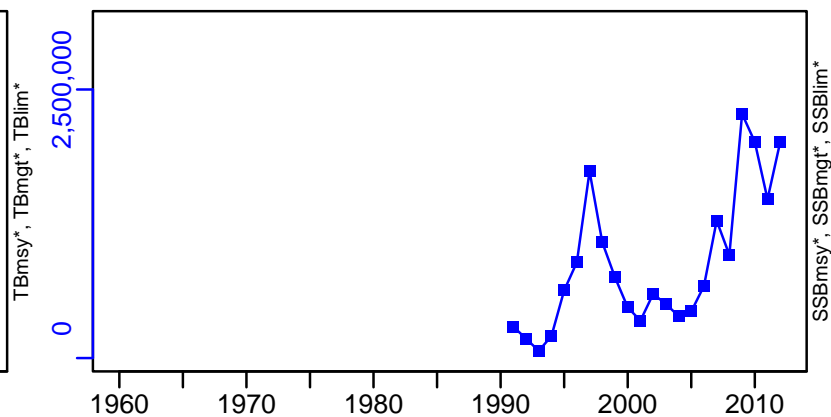


Chilean herring Central–Southern Chile [CHERRCHVX]

TB-MT (1960–2012–CHING)



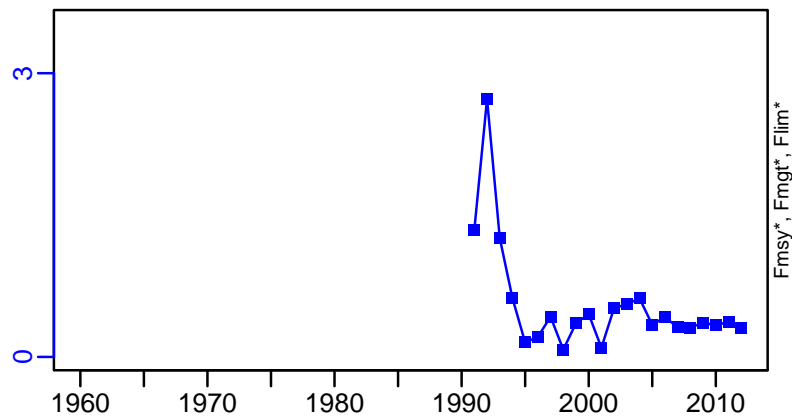
SSB-MT (1960–2012–CHING)



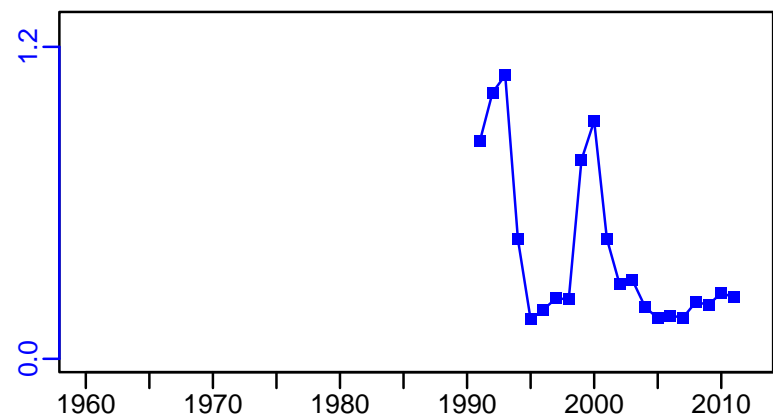
TN *



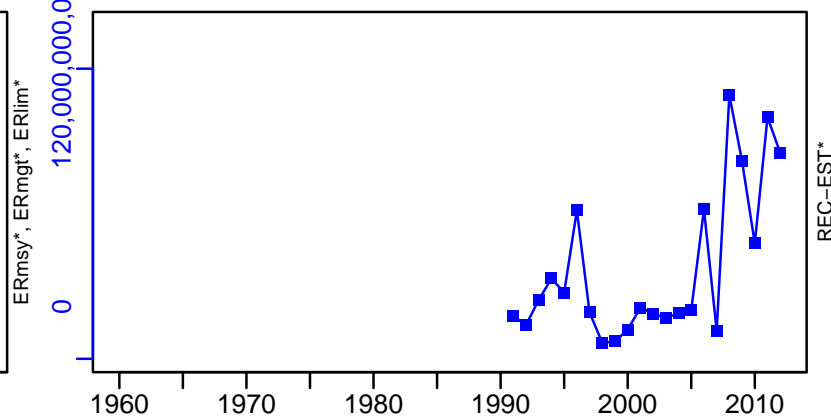
F-1/yr (1960–2012–CHING)



ER-calc-ratio (1960–2012–CHING)



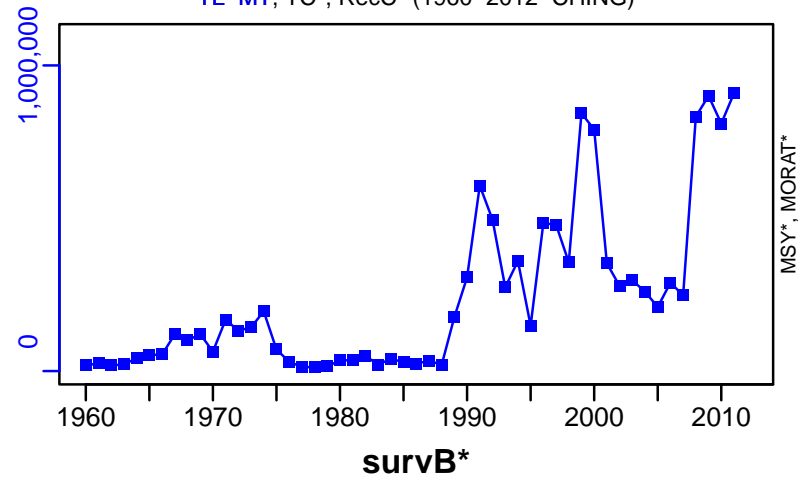
R-E00 (1960–2012–CHING)



Chilean herring Central–Southern Chile [CHERRCHVX]

TL–MT, TC*, RecC* (1960–2012–CHING)

TAC*, Cpair*, Cadv*



CPUE*

EFFORT*

CdivMSY*

■ 1st listed time series ▲ 3rd listed time series — MORAT
● 2nd listed time series - - - MSY * No Data

Chilean jack mackerel Chilean EEZ and offshore [CHTRACCH]

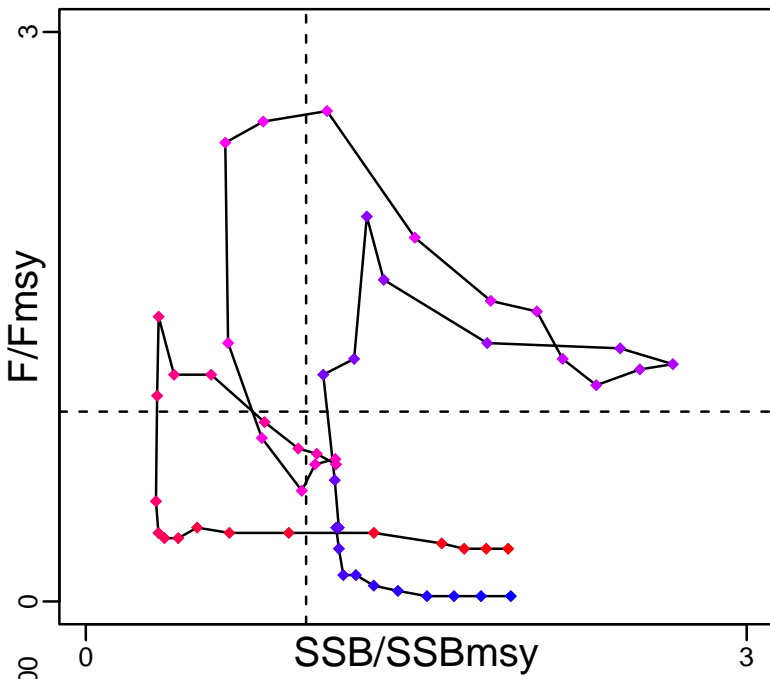
Metadata	
Scientific Name	Trachurus murphyi
Current Assess ID	SPRFMO-CHTRACCH-1969-2022-HIVELY
Area	Chilean EEZ and offshore
Management Authority	South Pacific Regional Fisheries Management Organization
Assessor	South Pacific Regional Fisheries Management Organization
Asmts in RAM	2010, 2015, 2022

Reference Points			
Type	ID	Asmt Year	Value
TBmsy	-	-	-
SSBmsy	SSBmsy-MT	2022	7,453,000
Fmsy	Fmsy-1/yr	2022	0.36
ERmsy	-	-	-
TBmgt	-	-	-
SSBmgt	-	-	-
Fmgt	-	-	-
ERmgt	-	-	-
TB0	-	-	-
SSB0	-	-	-
MSY	-	-	-
M	M-1/yr	2022	0.28
TBlim	-	-	-
SSBlim	-	-	-
Flim	-	-	-
ERlim	-	-	-

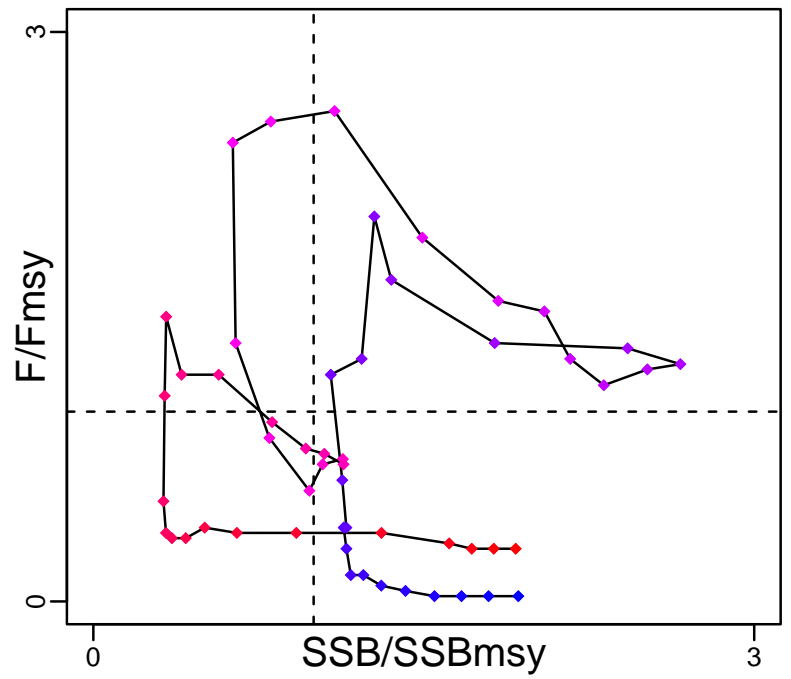
Time Series					
Type	ID	Asmt Year	Curr Value	Sex	Age
TB	TB-MT	2010	2,360,000	-	-
SSB	SSB-MT	2022	14,289,000	-	-
TN	-	-	-	-	-
R	R-E00	2022	9.71×10^9	-	1
F	F-1/yr	2022	0.1	-	12-Jan
ER	ER-ratio	2010	0.315	-	-
TC	TC-MT	2015	434,000		
TL	TL-MT	2022	929,000		
TB/TBmsy	-	-	-		
SSB/SSBmsy	SSB-MT/SSBmsy-MT	2022	1.917		
F/Fmsy	F-1/yr/Fmsy-1/yr	2022	0.278		
ER/ERmsy	-	-	-		
TB/TBmgt	-	-	-		
SSB/SSBmgt	-	-	-		
F/Fmgt	-	-	-		
ER/ERmgt	-	-	-		

Chilean jack mackerel Chilean EEZ and offshore [CHTRACCH]

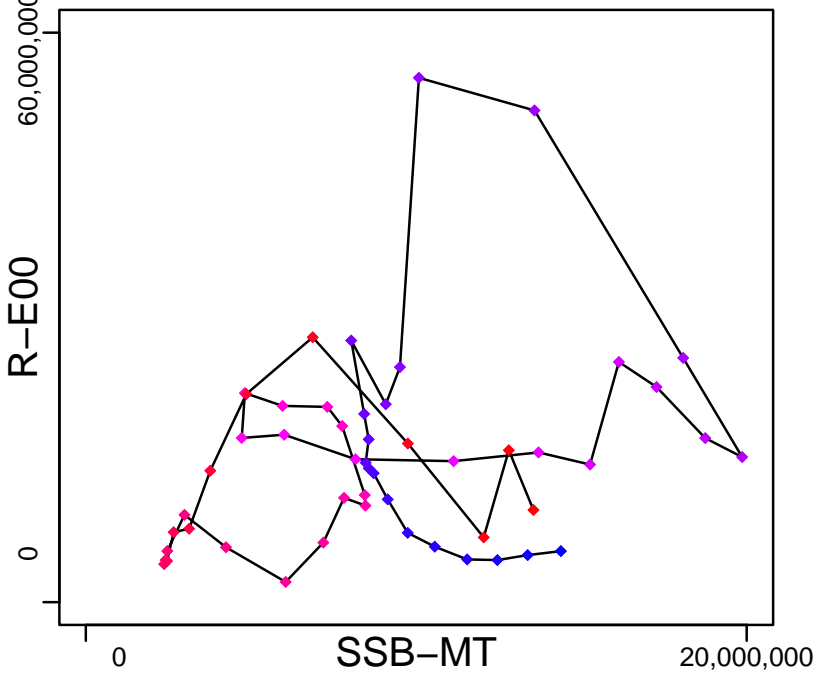
Kobe MSYpref (1969–2022–HIVELY)



Kobe MGTpref (1969–2022–HIVELY)



Spawner Recruit (1969–2022–HIVELY)



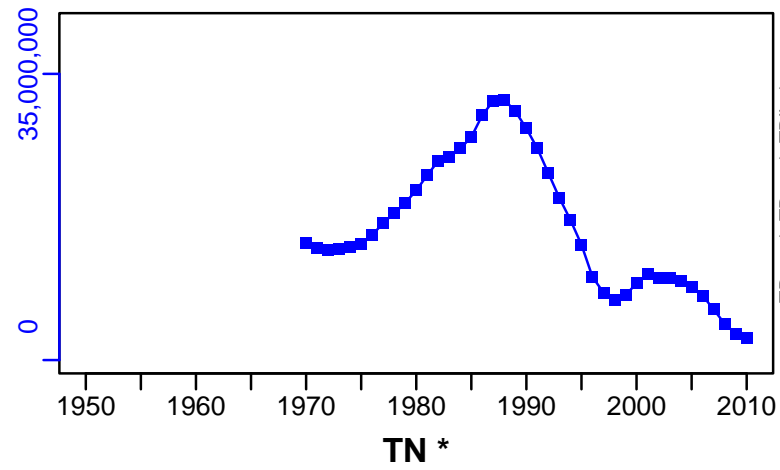
Production*



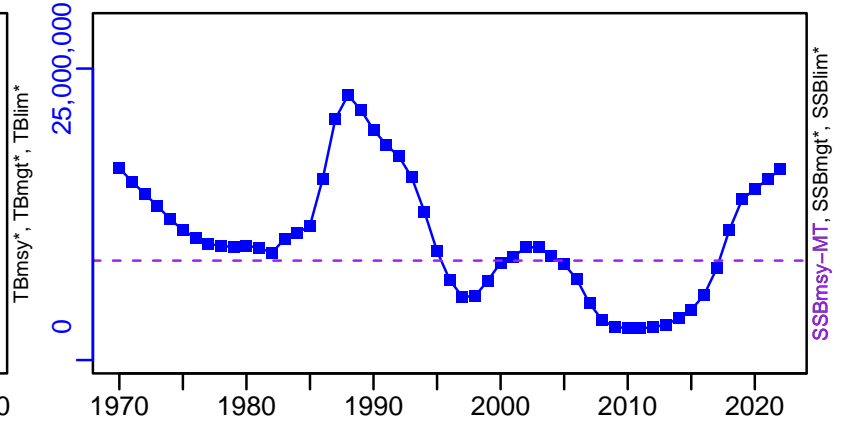
◆ Start Year ◆ End Year * No Data

Chilean jack mackerel Chilean EEZ and offshore [CHTRACCH]

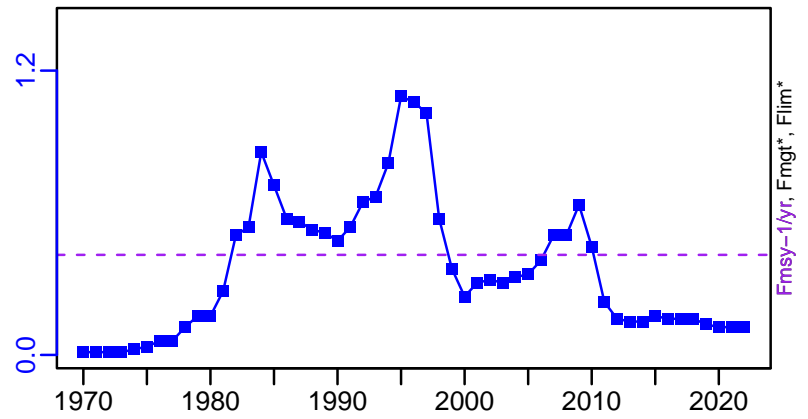
TB-MT (1950-2010-RICARD)



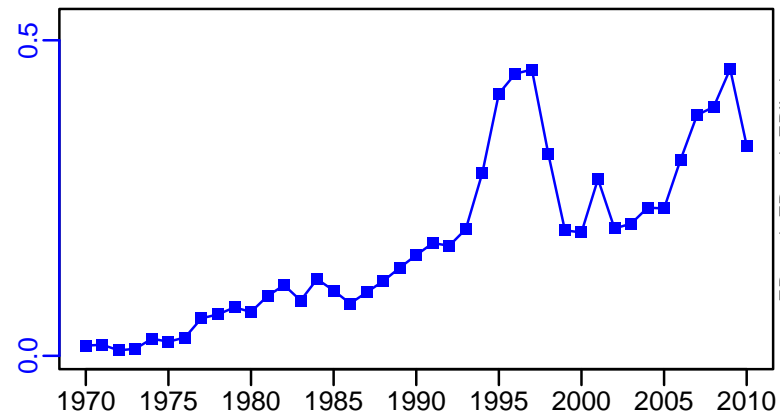
SSB-MT (1969-2022-HIVELY)



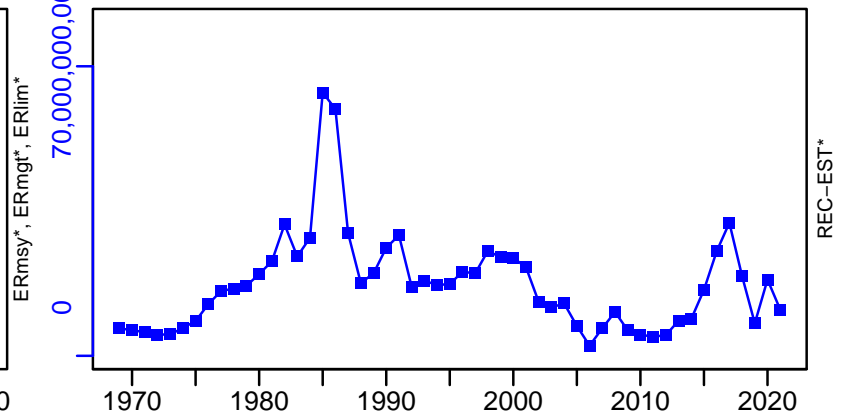
F-1/yr (1969-2022-HIVELY)



ER-ratio (1950-2010-RICARD)

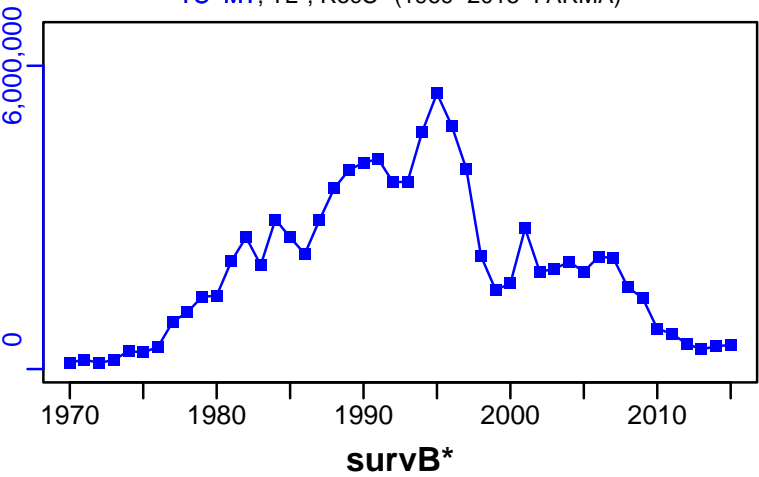


R-E00 (1969-2022-HIVELY)


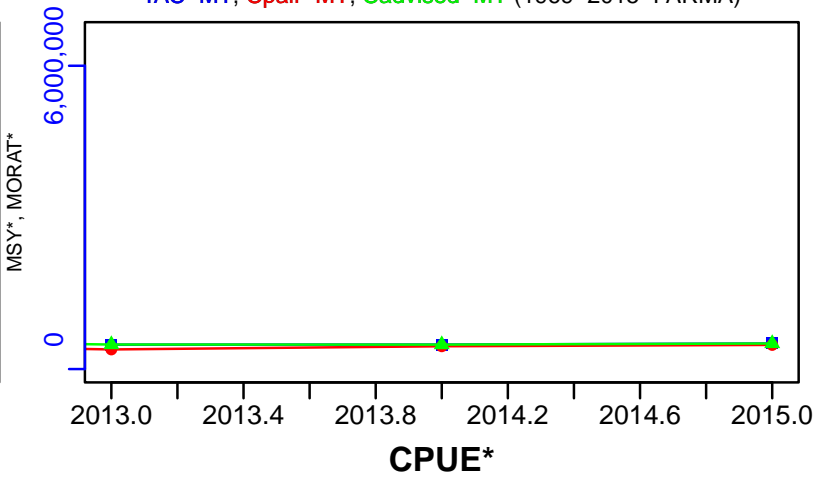


Chilean jack mackerel Chilean EEZ and offshore [CHTRACCH]


TC-MT, TL*, RecC* (1969-2015-PARMA)




TAC-MT, Cpair-MT, Cadvised-MT (1969-2015-PARMA)



EFFORT*



CdivMSY*



CPUE*



Chilean sardine Central-Southern Chile [CSARDCSCH]

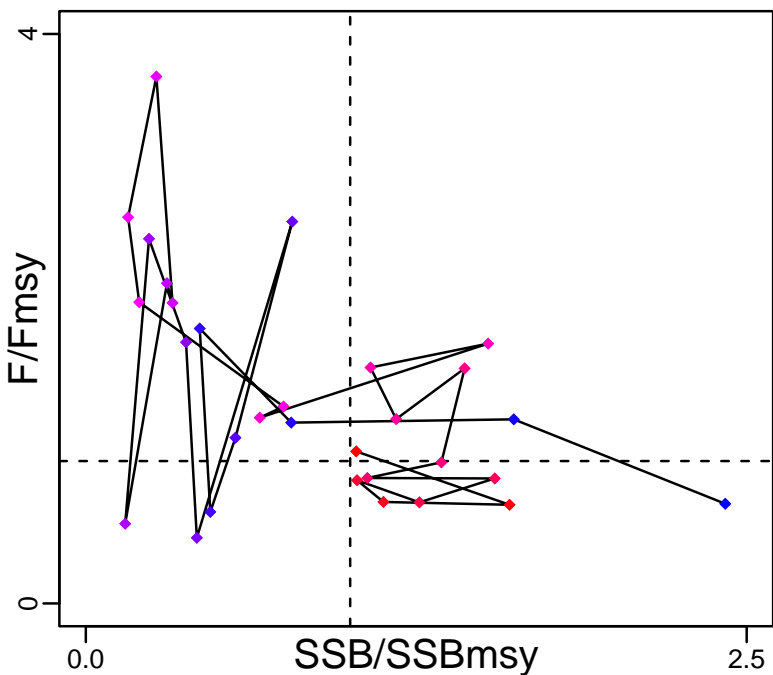
Metadata	
Scientific Name	Strangomera bentincki
Current Assess ID	IFOPCH-CSARDCSCH-1991-2020-Quiroz
Area	Central-Southern Chile
Management Authority	Subsecretaria de Pesca
Assessor	Instituto de Fomento Pesquero - Chilean Fisheries Development Institute
Asmts in RAM	2015, 2020

Reference Points			
Type	ID	Asmt Year	Value
TBmsy	-	-	-
SSBmsy	SSBmsy-pr-MT	2020	830,339
Fmsy	Fmsy-pr-1/yr	2020	0.3
ERmsy	-	-	-
TBmgt	-	-	-
SSBmgt	SSBmgt-MT	2015	889,000
Fmgt	Fmgt-1/yr	2015	0.26
ERmgt	-	-	-
TB0	-	-	-
SSB0	SSB0-MT	2020	1,509,710
MSY	MSY-MT	2020	289,790
M	M-1/yr	2020	1
TBlim	-	-	-
SSBlim	SSBlim-MT	2015	444,000
Flim	-	-	-
ERlim	-	-	-

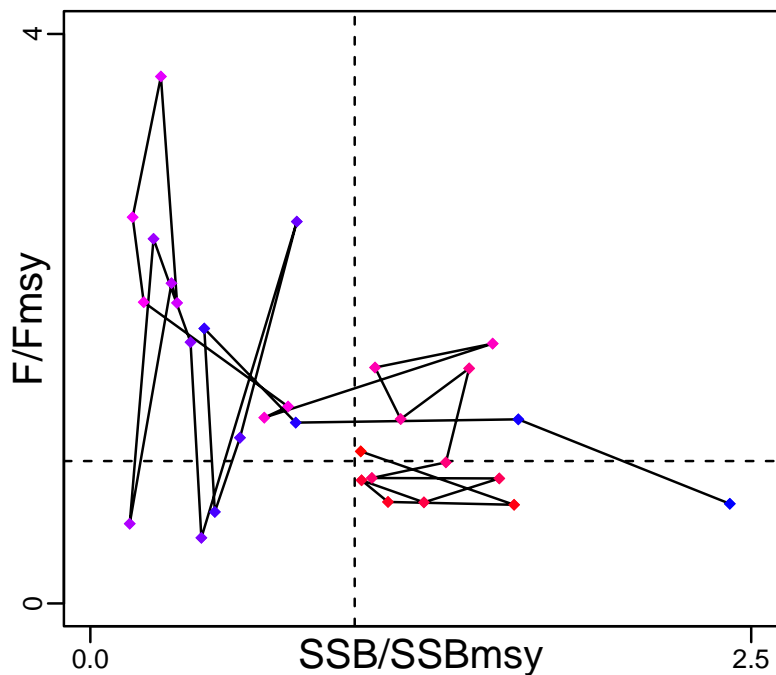
Time Series					
Type	ID	Asmt Year	Curr Value	Sex	Age
TB	TB-MT	2020	1,333,000	-	-
SSB	SSB-MT	2020	849,310	Both	-
TN	-	-	-	-	-
R	R-E00	2020	58,067	Both	-
F	F-1/yr	2020	0.21	Both	-
ER	ER-ratio	2020	0.217	-	-
TC	TC-MT	2020	289,779		
TL	TL-MT	2015	431,000		
TB/TBmsy	-	-	-		
SSB/SSBmsy	SSBdivSSBmsy-dimensionless	2020	1.023		
F/Fmsy	FdivFmsy-dimensionless	2020	1.068		
ER/ERmsy	-	-	-		
TB/TBmgt	-	-	-		
SSB/SSBmgt	SSB-MT/SSBmgt-MT	2015	1.485		
F/Fmgt	F-1/yr/Fmgt-1/yr	2015	0.735		
ER/ERmgt	-	-	-		

Chilean sardine Central–Southern Chile [CSARDCSCH]

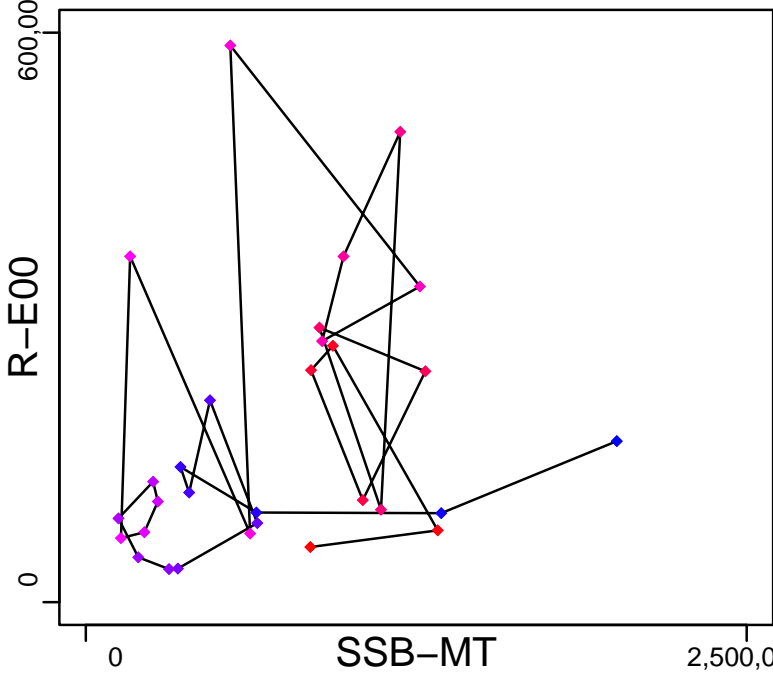
Kobe MSY_{pref} (1991–2020–Quiroz)



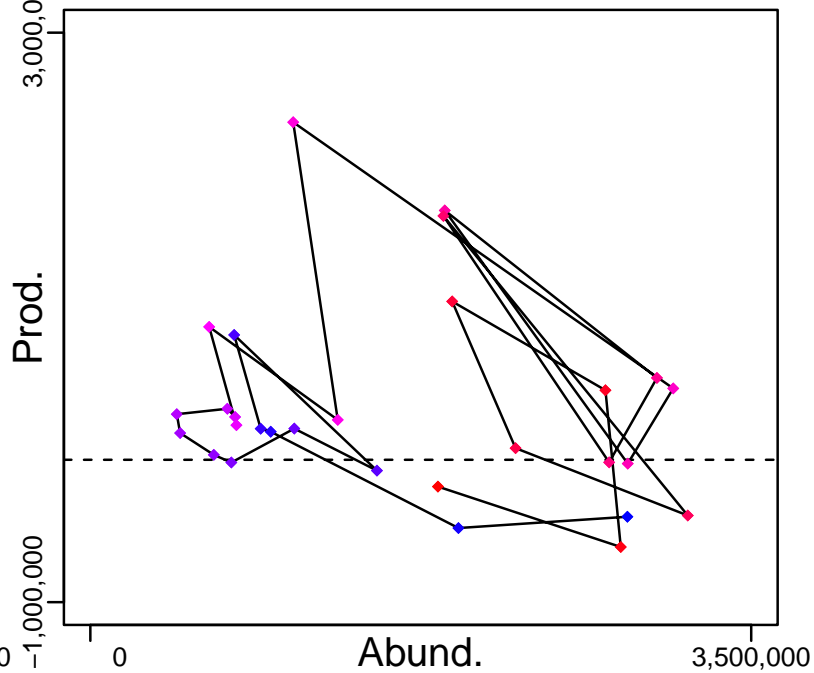
Kobe MGT_{pref} (1991–2020–Quiroz)



Spawner Recruit (1991–2020–Quiroz)

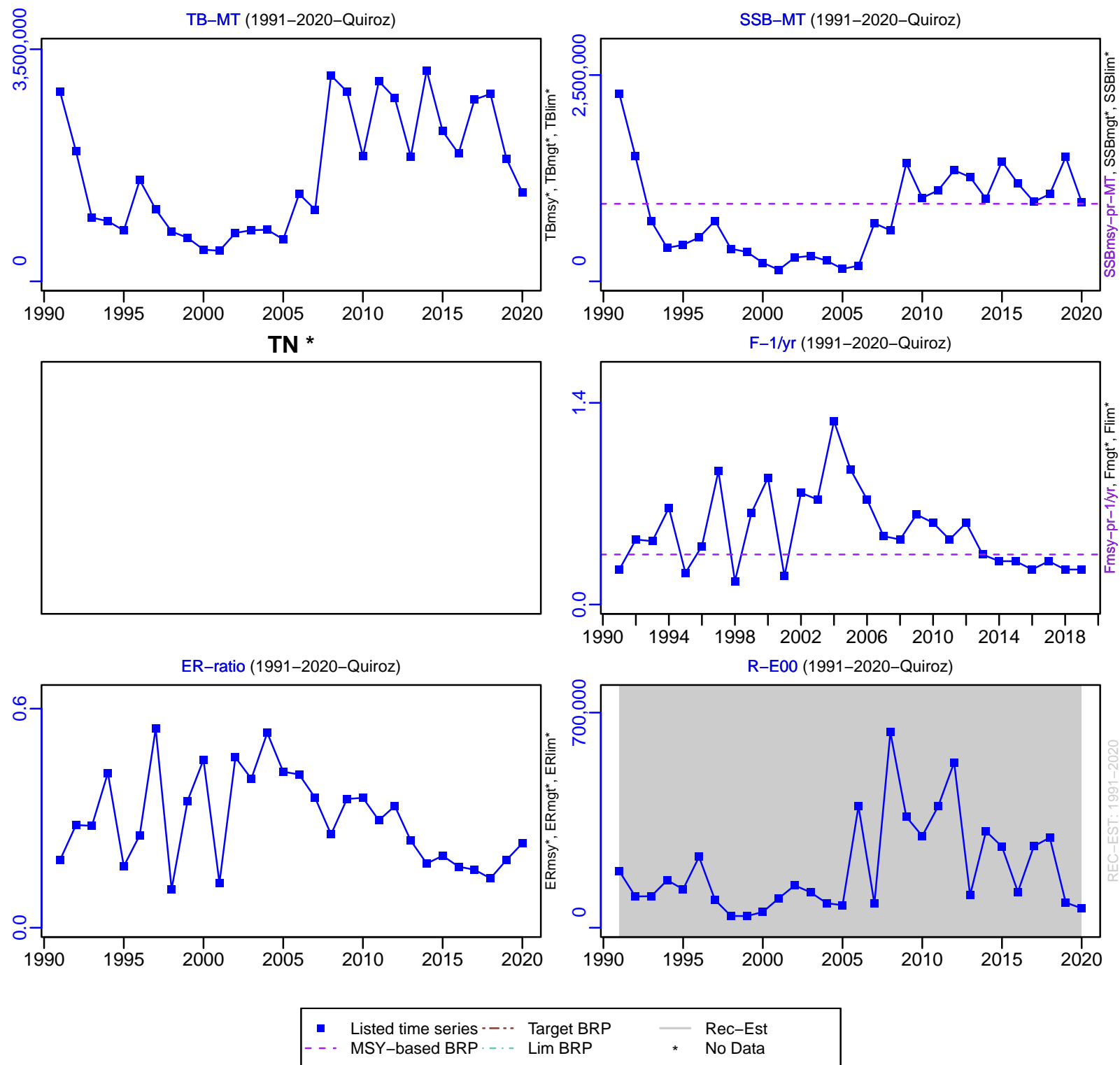


Production (1991–2020–Quiroz)



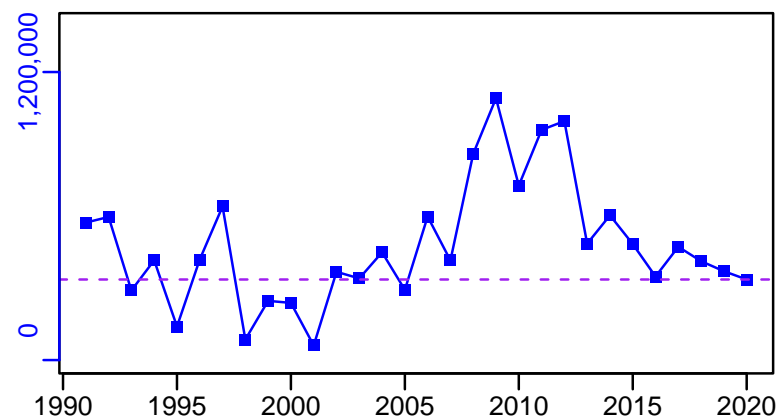
◆ Start Year ◆ End Year * No Data

Chilean sardine Central–Southern Chile [CSARDCSCH]

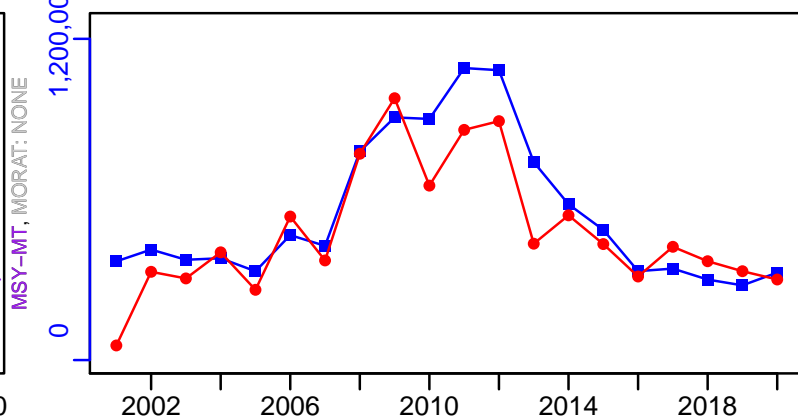


Chilean sardine Central–Southern Chile [CSARDCSCH]

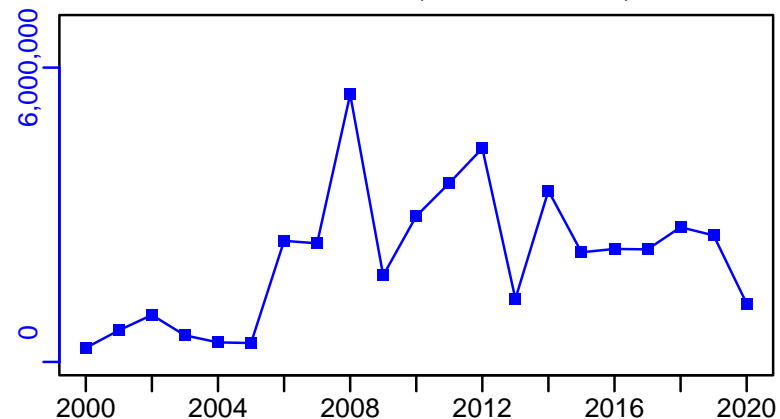
TC–MT, TL*, RecC* (1991–2020–Quiroz)




TAC–MT, Cpair–MT, Cadv* (1991–2020–Quiroz)



survB_absolute–MT (1991–2020–Quiroz)



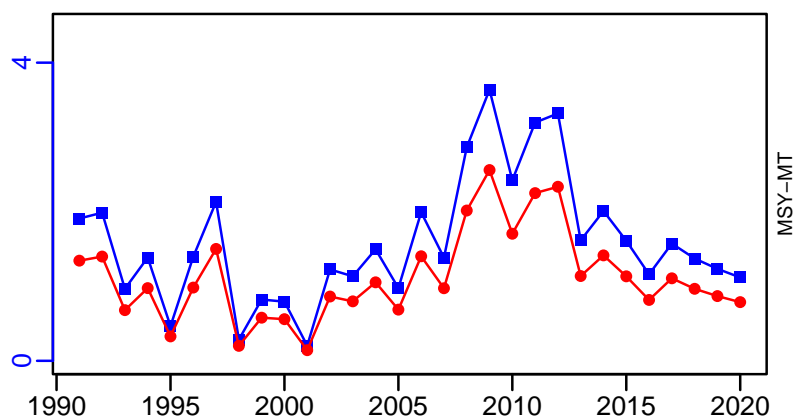
EFFORT*



CPUE*



TC–MT/MSY–MT, CdivMEANC–ratio, (1991–2020–Quiroz)



■ 1st listed time series ▲ 3rd listed time series — MORAT
● 2nd listed time series - - - MSY * No Data

Nylon shrimp Central-Southern Chile [NSHRIMPCSCH]

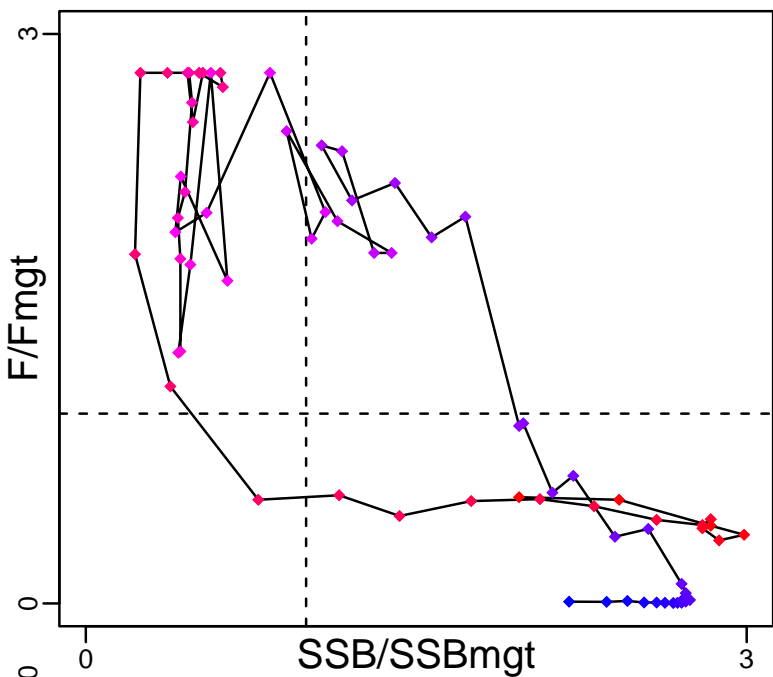
Metadata	
Scientific Name	Heterocarpus reedi
Current Assess ID	IFOPCH-NSHRIMPCSCH-1944-2016-PARMA
Area	Central-Southern Chile
Management Authority	Subsecretaria de Pesca
Assessor	Instituto de Fomento Pesquero - Chilean Fisheries Development Institute
Asmts in RAM	2016

Reference Points			
Type	ID	Asmt Year	Value
TBmsy	-	-	-
SSBmsy	-	-	-
Fmsy	-	-	-
ERmsy	-	-	-
TBmgt	-	-	-
SSBmgt	SSBmgt-MT	2016	5287
Fmgt	Fmgt-1/yr	2016	0.293
ERmgt	-	-	-
TB0	-	-	-
SSB0	SSB0-MT	2016	11,750
MSY	-	-	-
M	M-1/yr	2016	0.36
TBlim	-	-	-
SSBlim	-	-	-
Flim	-	-	-
ERlim	-	-	-

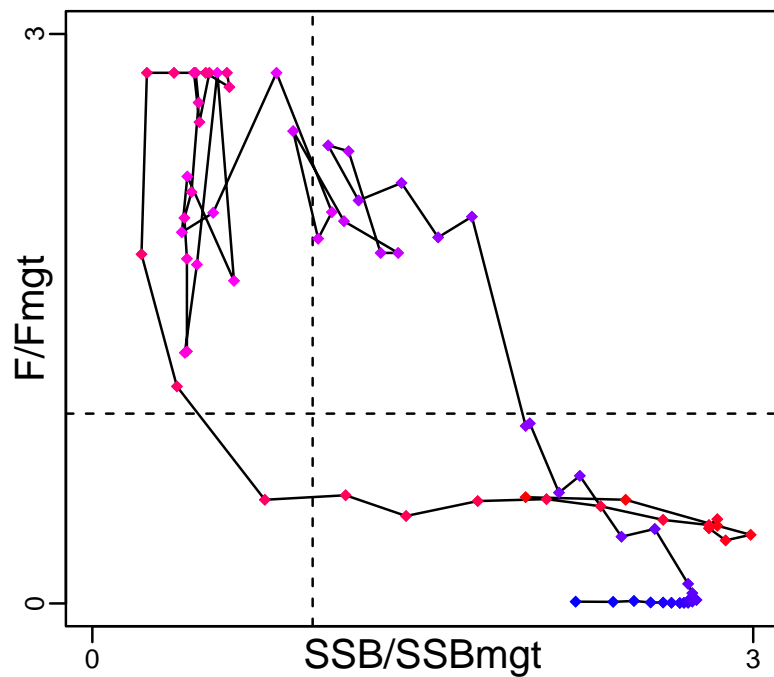
Time Series					
Type	ID	Asmt Year	Curr Value	Sex	Age
TB	TB-MT	2016	37,900	Both	-
SSB	SSB-MT	2016	10,400	Females	1 to 6
TN	-	-	-	-	-
R	R-E00	2016	1.41×10^9	Females	1
F	F-1/yr	2016	0.164	Females	-
ER	ER-calc-ratio	2016	0.08	-	-
TC	-	-	-	-	-
TL	TL-MT	2016	3040	-	-
TB/TBmsy	-	-	-	-	-
SSB/SSBmsy	-	-	-	-	-
F/Fmsy	-	-	-	-	-
ER/ERmsy	-	-	-	-	-
TB/TBmgt	-	-	-	-	-
SSB/SSBmgt	SSB-MT/SSBmgt-MT	2016	1.967	-	-
F/Fmgt	F-1/yr/Fmgt-1/yr	2016	0.56	-	-
ER/ERmgt	-	-	-	-	-

Nylon shrimp Central–Southern Chile [NSHRIMPCSCH]

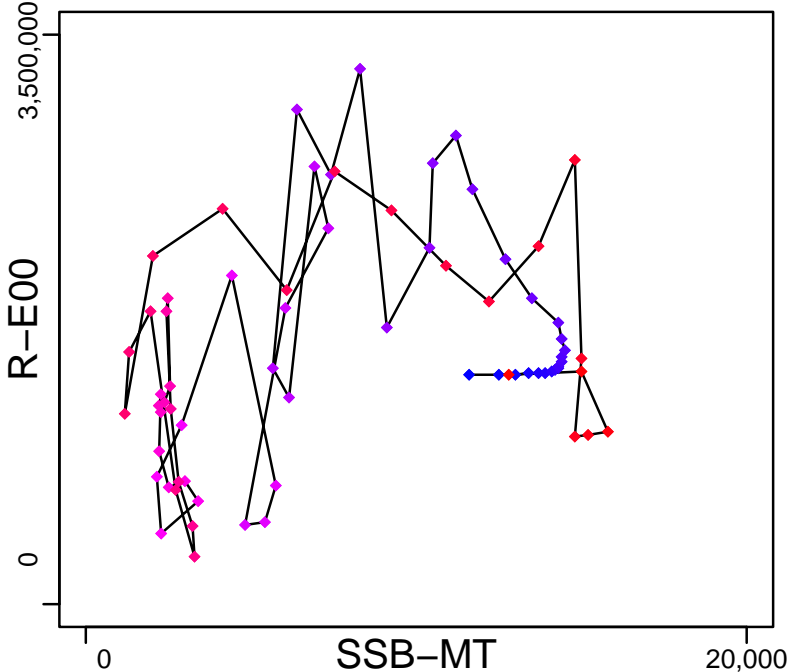
Kobe MSYpref (1944–2016–PARMA)



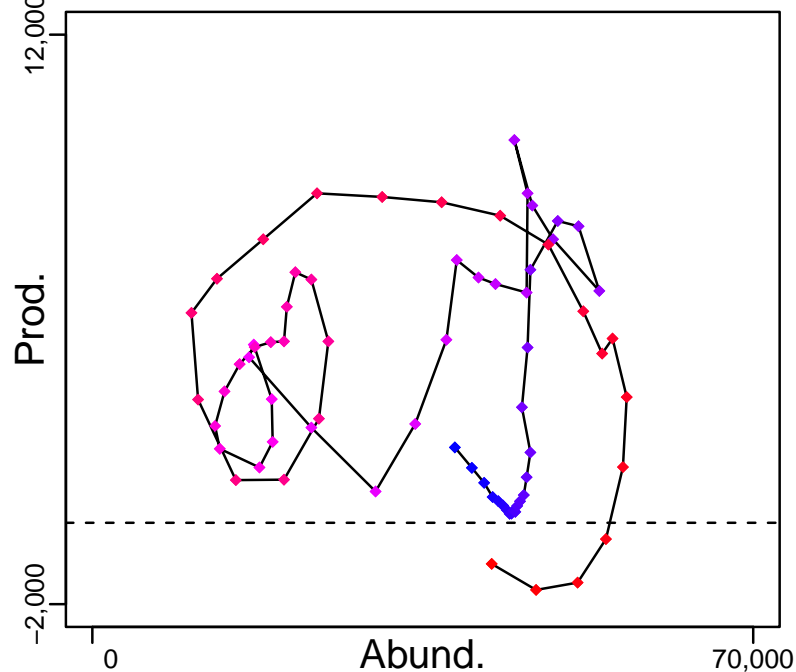
Kobe MGTpref (1944–2016–PARMA)



Spawner Recruit (1944–2016–PARMA)



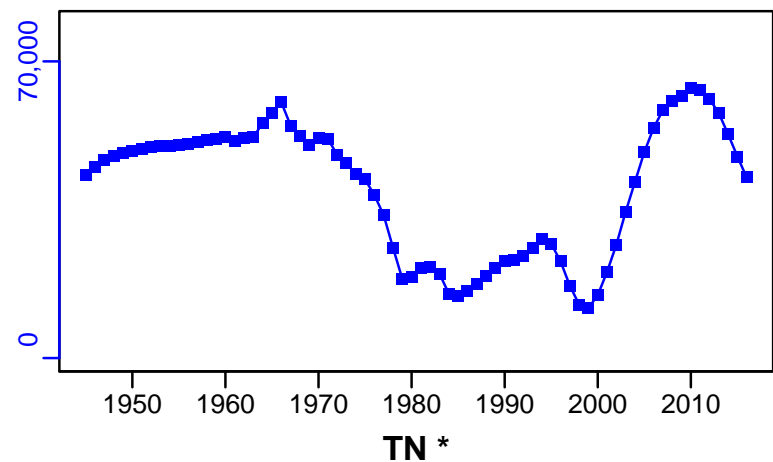
Production (1944–2016–PARMA)



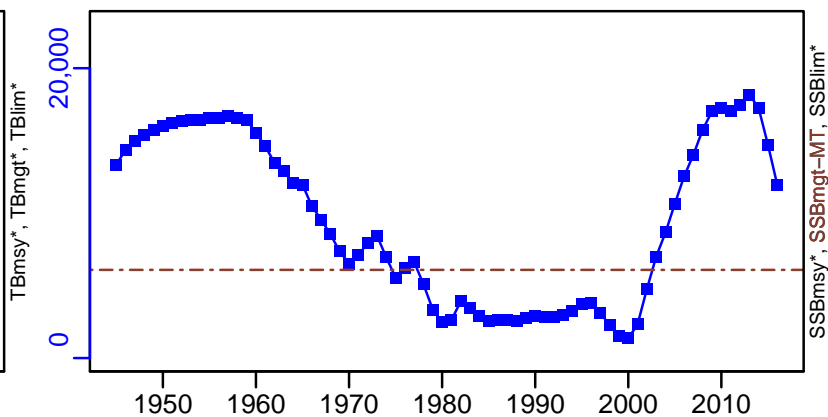
◆ Start Year ◆ End Year * No Data

Nylon shrimp Central–Southern Chile [NSHRIMPCSCH]

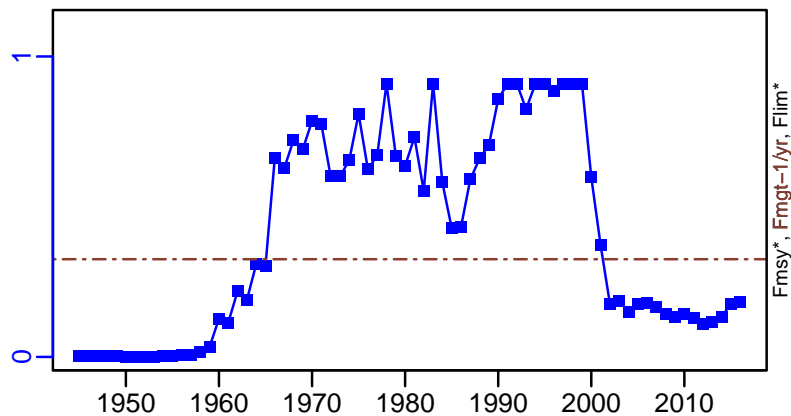
TB–MT (1944–2016–PARMA)



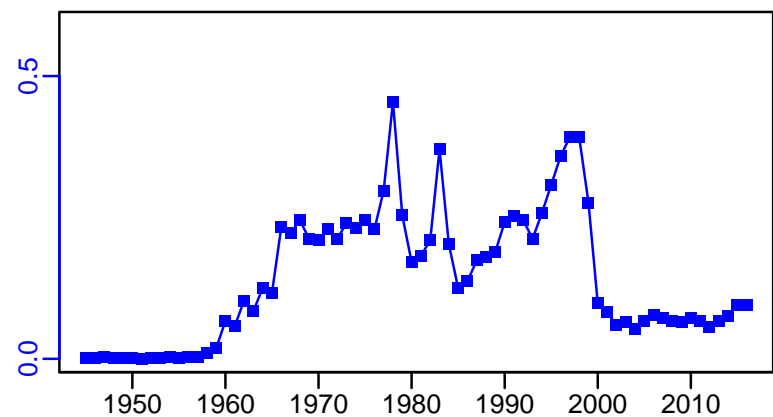
SSB–MT (1944–2016–PARMA)



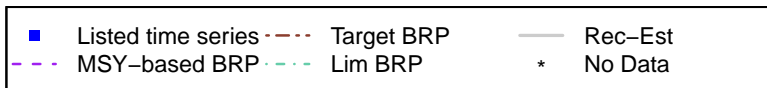
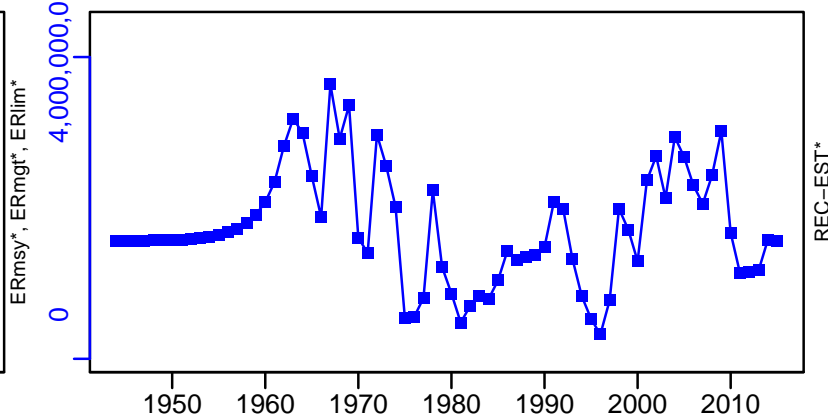
F–1/yr (1944–2016–PARMA)



ER–calc–ratio (1944–2016–PARMA)



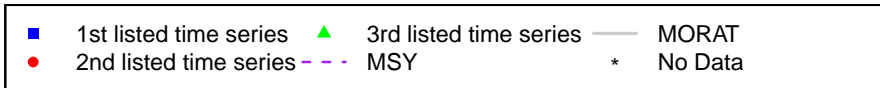





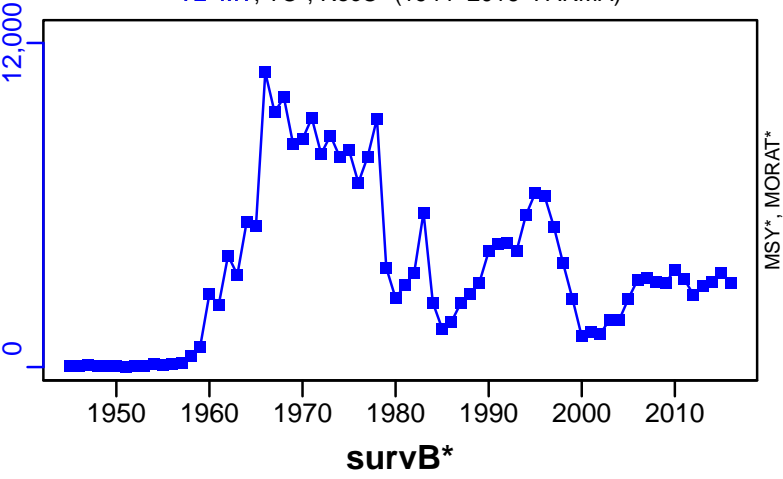
R–E00 (1944–2016–PARMA)



Nylon shrimp Central–Southern Chile [NSHRIMPCSCH]

TL–MT, TC*, RecC* (1944–2016–PARMA)

TAC*, Cpair*, Cadv*



Nylon shrimp Northern Chile [NSHRIMPNCH]

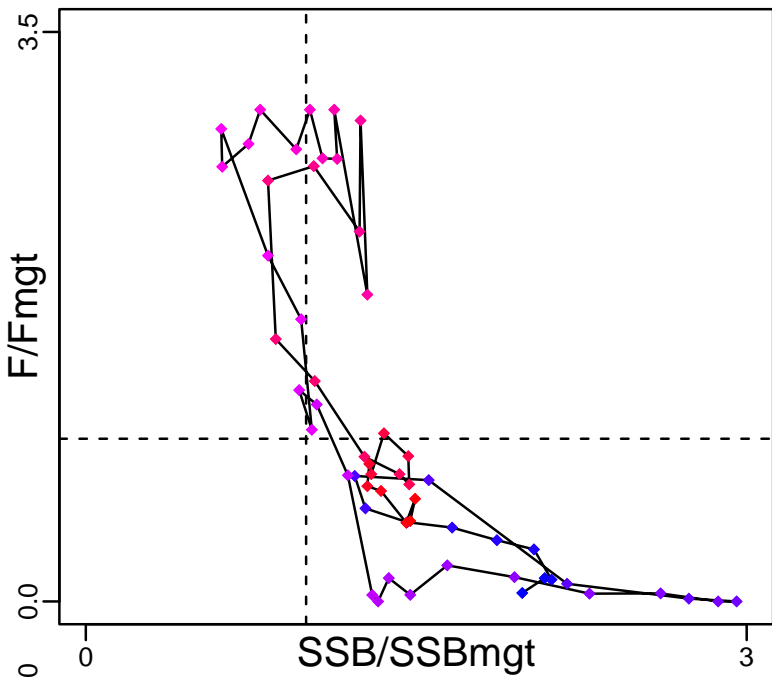
Metadata	
Scientific Name	Heterocarpus reedi
Current Assess ID	IFOPCH-NSHRIMPNCH-1960-2016-PARMA
Area	Northern Chile
Management Authority	Subsecretaria de Pesca
Assessor	Instituto de Fomento Pesquero - Chilean Fisheries Development Institute
Asmts in RAM	2016

Reference Points			
Type	ID	Asmt Year	Value
TBmsy	-	-	-
SSBmsy	-	-	-
Fmsy	-	-	-
ERmsy	-	-	-
TBmgt	-	-	-
SSBmgt	SSBmgt-MT	2016	2261
Fmgt	Fmgt-1/yr	2016	0.271
ERmgt	-	-	-
TB0	-	-	-
SSB0	SSB0-MT	2016	5025
MSY	-	-	-
M	M-1/yr	2016	0.36
TBlim	-	-	-
SSBlim	-	-	-
Flim	-	-	-
ERlim	-	-	-

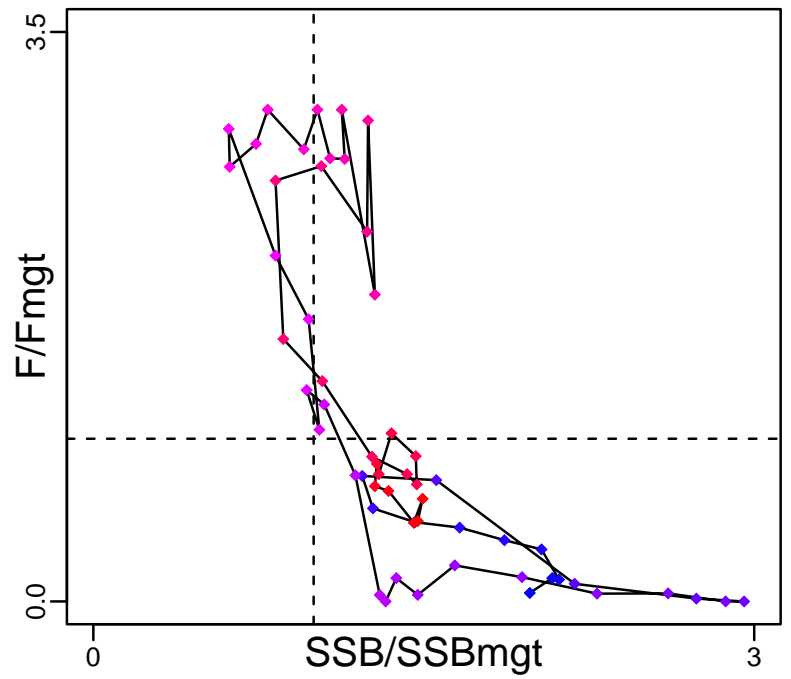
Time Series					
Type	ID	Asmt Year	Curr Value	Sex	Age
TB	TB-MT	2016	13,000	Both	-
SSB	SSB-MT	2016	3330	Females	-
TN	-	-	-	-	-
R	R-E00	2016	6.26×10^8	Females	1
F	F-1/yr	2016	0.134	Females	-
ER	ER-calc-ratio	2016	0.062	-	-
TC	-	-	-		
TL	TL-MT	2016	803		
TB/TBmsy	-	-	-		
SSB/SSBmsy	-	-	-		
F/Fmsy	-	-	-		
ER/ERmsy	-	-	-		
TB/TBmgt	-	-	-		
SSB/SSBmgt	SSB-MT/SSBmgt-MT	2016	1.473		
F/Fmgt	F-1/yr/Fmgt-1/yr	2016	0.494		
ER/ERmgt	-	-	-		

Nylon shrimp Northern Chile [NSHRIMPNCH]

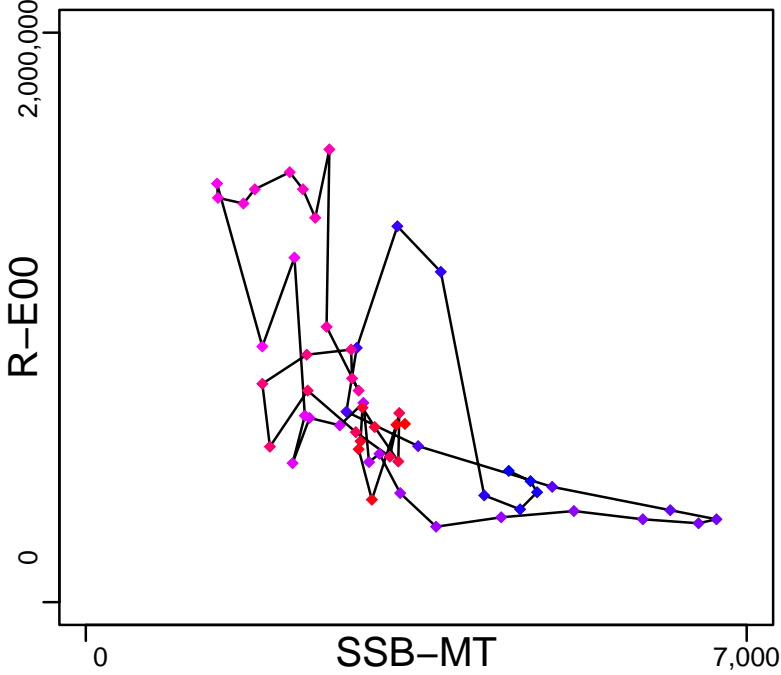
Kobe MSYpref (1960–2016–PARMA)



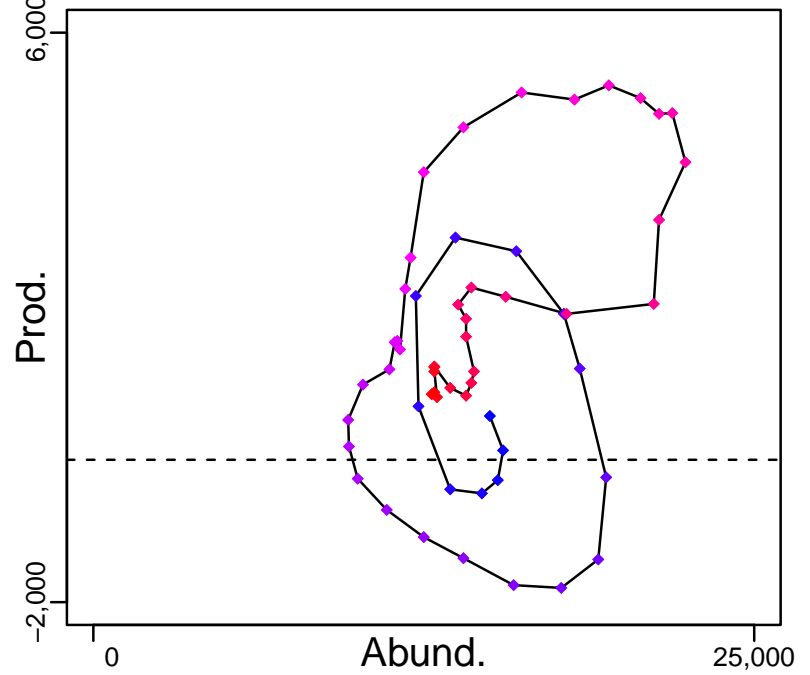
Kobe MGTpref (1960–2016–PARMA)



Spawner Recruit (1960–2016–PARMA)



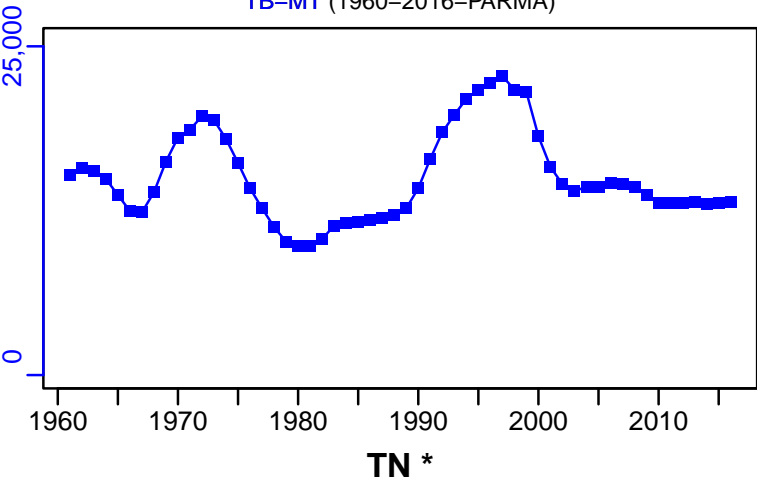
Production (1960–2016–PARMA)



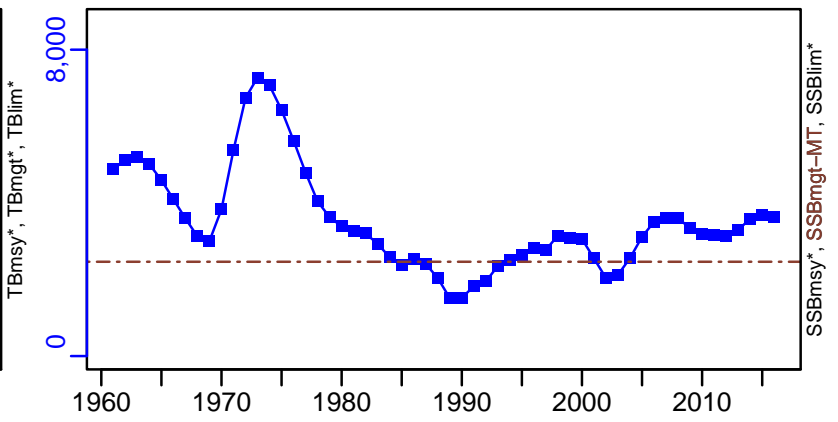
◆ Start Year ◆ End Year * No Data

Nylon shrimp Northern Chile [NSHRIMPNCH]


TB-MT (1960–2016–PARMA)



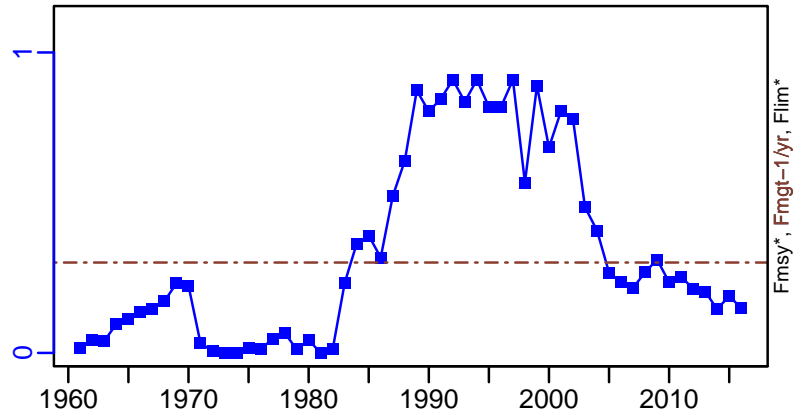
SSB-MT (1960–2016–PARMA)



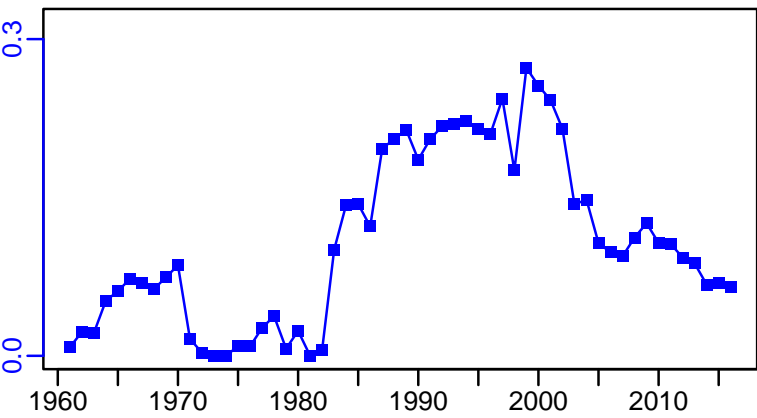
TN *



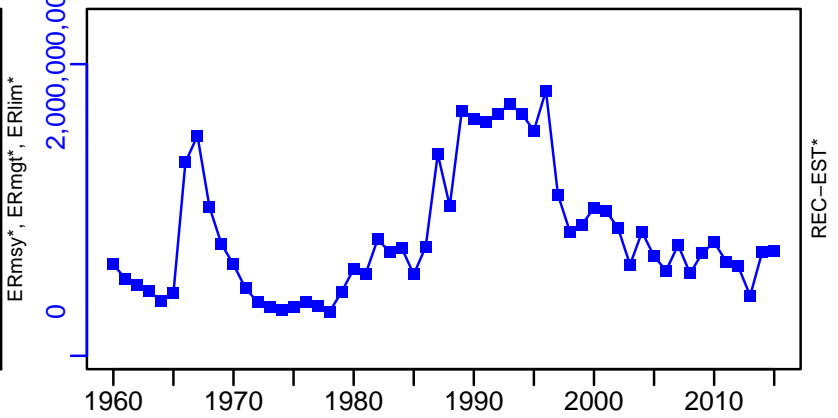
F-1/yr (1960–2016–PARMA)



ER-calc-ratio (1960–2016–PARMA)

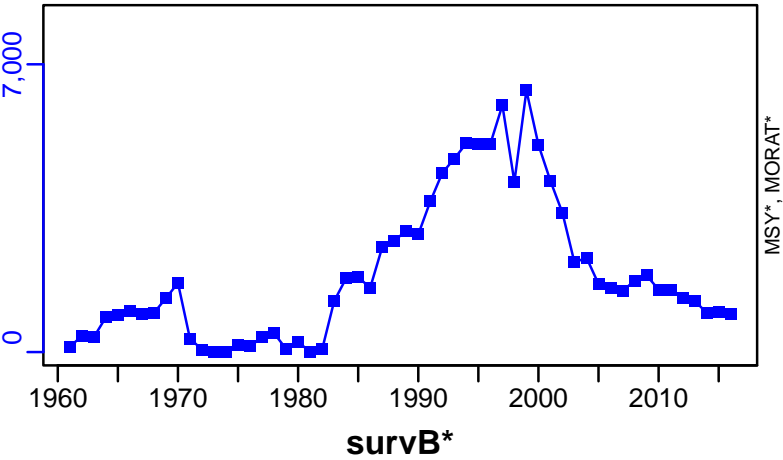


R-E00 (1960–2016–PARMA)



Nylon shrimp Northern Chile [NSHRIMPNCH]


TL-MT, TC*, RecC* (1960–2016–PARMA)




TAC*, Cpair*, Cadv*



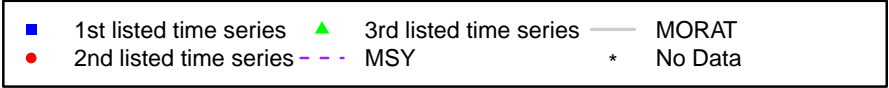

CPUE*



EFFORT*



CdivMSY*



Orange roughy Chile [OROUGHYCH]

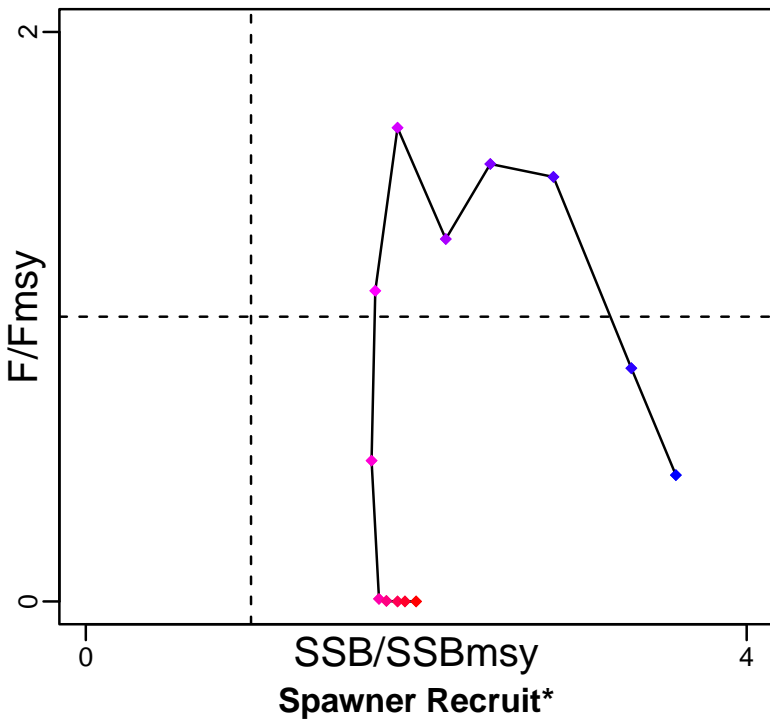
Metadata	
Scientific Name	Hoplostethus atlanticus
Current Assess ID	SPRFMO-OROUGHYCH-1999-2011-PARMA
Area	Chile
Management Authority	South Pacific Regional Fisheries Management Organization
Assessor	South Pacific Regional Fisheries Management Organization
Asmts in RAM	2011

Reference Points			
Type	ID	Asmt Year	Value
TBmsy	-	-	-
SSBmsy	SSBmsy-pr-MT	2011	4452
Fmsy	Fmsy-1/yr	2011	0.11
ERmsy	-	-	-
TBmgt	-	-	-
SSBmgt	-	-	-
Fmgt	-	-	-
ERmgt	-	-	-
TB0	-	-	-
SSB0	-	-	-
MSY	-	-	-
M	M-1/yr	2011	0.045
TBlim	-	-	-
SSBlim	-	-	-
Flim	-	-	-
ERlim	-	-	-

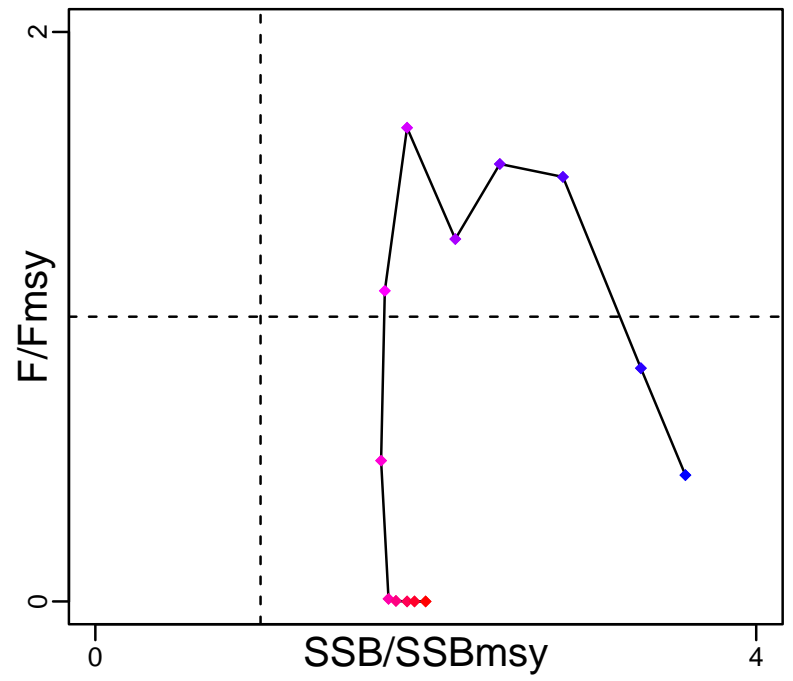
Time Series					
Type	ID	Asmt Year	Curr Value	Sex	Age
TB	TB-MT	2011	23,600	-	-
SSB	SSB-MT	2011	8900	-	-
TN	-	-	-	-	-
R	-	-	-	-	-
F	F-1/yr	2011	0	-	-
ER	ER-calc-ratio	2011	0	-	-
TC	TC-MT	2011	0		
TL	-	-	-		
TB/TBmsy	-	-	-		
SSB/SSBmsy	SSB-MT/SSBmsy-pr-MT	2011	1.999		
F/Fmsy	F-1/yr/Fmsy-1/yr	2011	0		
ER/ERmsy	-	-	-		
TB/TBmgt	-	-	-		
SSB/SSBmgt	-	-	-		
F/Fmgt	-	-	-		
ER/ERmgt	-	-	-		

Orange roughy Chile [OROUGHYCH]

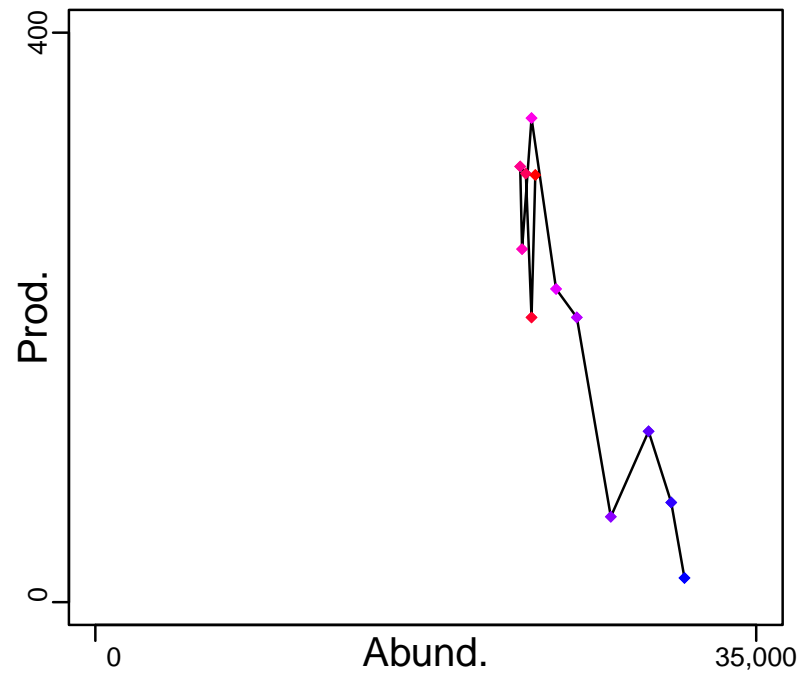

Kobe MSYpref (1999–2011–PARMA)



Kobe MGTpref (1999–2011–PARMA)



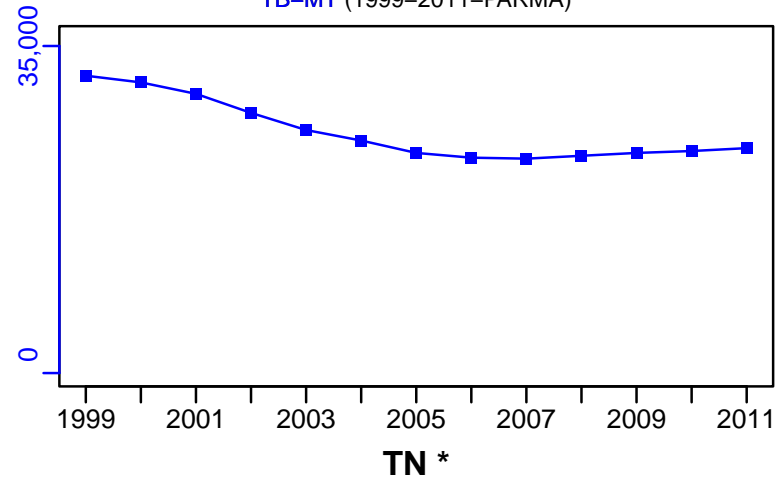
Production (1999–2011–PARMA)



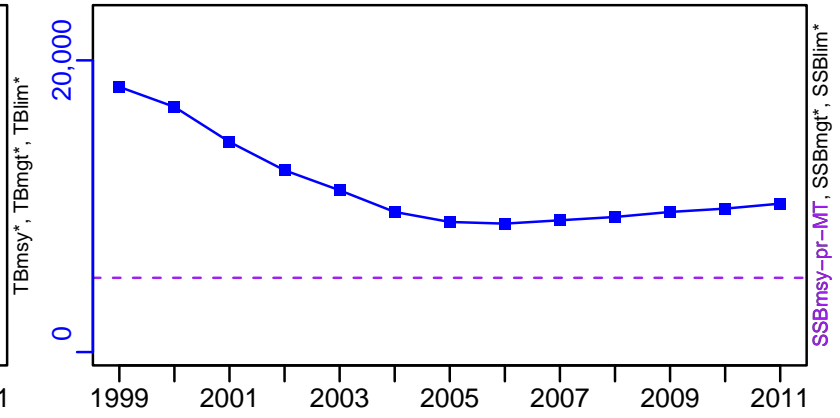
◆ Start Year ◆ End Year * No Data

Orange roughy Chile [OROUGHYCH]

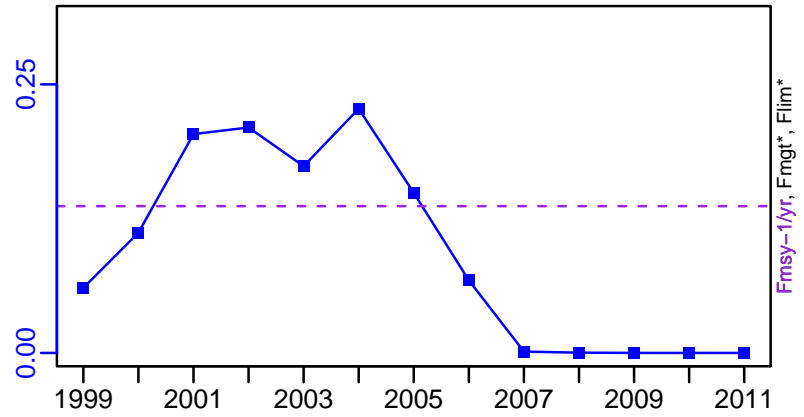
TB-MT (1999–2011–PARMA)



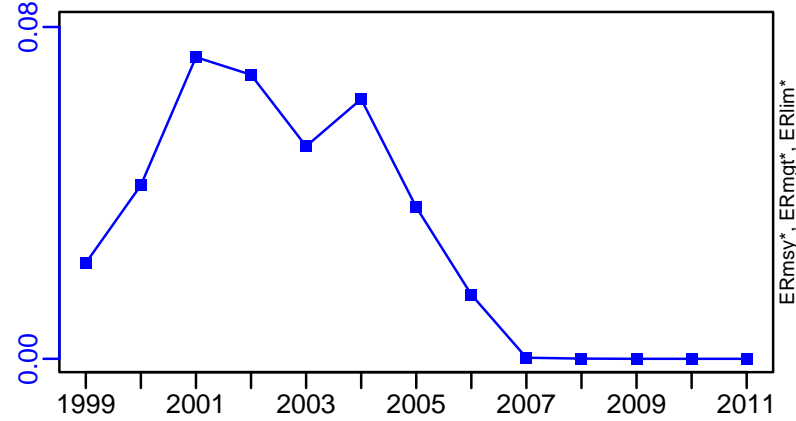
SSB-MT (1999–2011–PARMA)



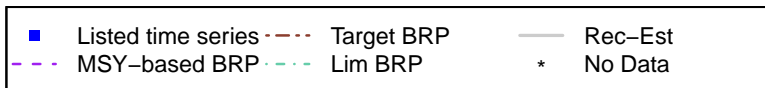
F-1/yr (1999–2011–PARMA)



ER-calc-ratio (1999–2011–PARMA)




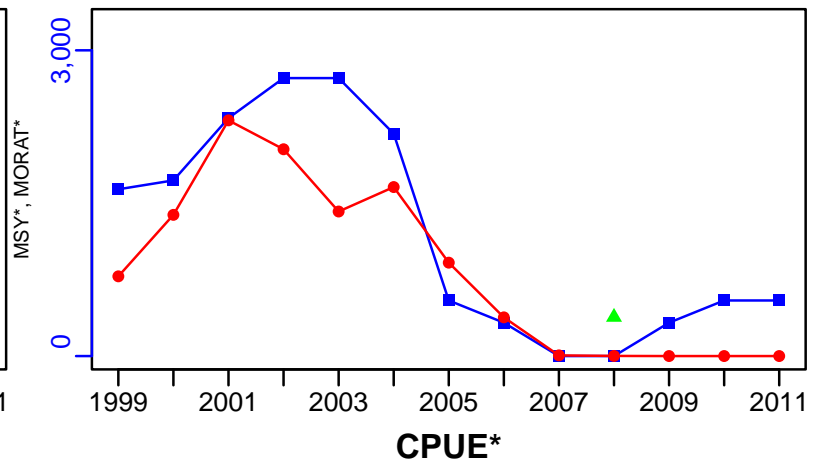
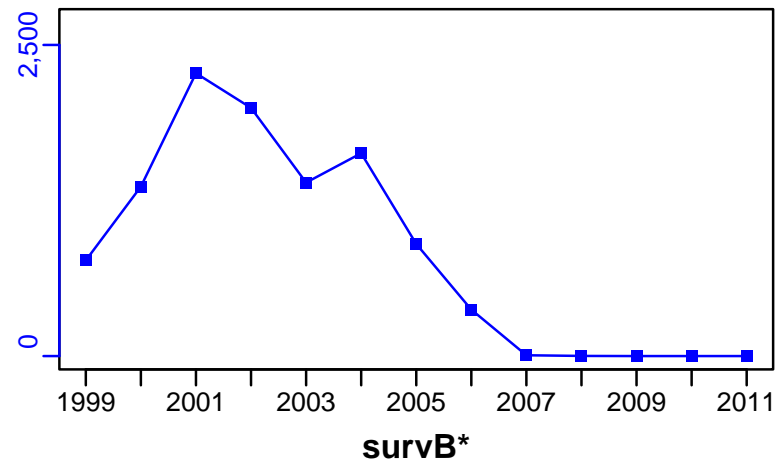
Recruits*



Orange roughy Chile [OROUGHYCH]

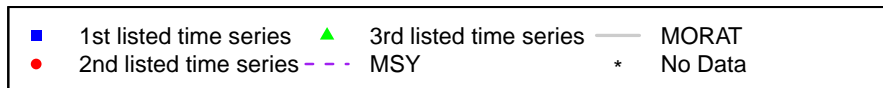

TC-MT, TL*, RecC* (1999-2011-PARMA)

TAC-MT, Cpair-MT, Cadvised-MT (1999-2011-PARMA)



EFFORT*

CdivMSY*



Peruvian anchoveta Central Chile [PANCHCCH]

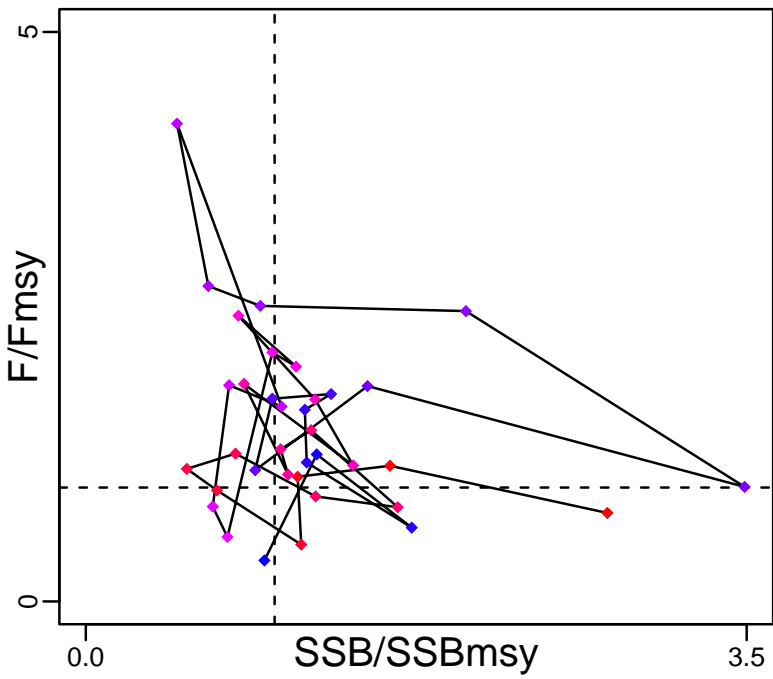
Metadata	
Scientific Name	Engraulis ringens
Current Assess ID	IFOPCH-PANCHCCH-1985-2020-Quiroz
Area	Central Chile
Management Authority	Subsecretaria de Pesca
Assessor	Instituto de Fomento Pesquero - Chilean Fisheries Development Institute
Asmts in RAM	2016, 2020

Reference Points			
Type	ID	Asmt Year	Value
TBmsy	-	-	-
SSBmsy	SSBmsy-pr-MT	2020	43,530
Fmsy	Fmsy-pr-1/yr	2020	0.48
ERmsy	-	-	-
TBmgt	-	-	-
SSBmgt	SSBmgt-MT	2016	51,000
Fmgt	Fmgt-1/yr	2016	0.47
ERmgt	-	-	-
TB0	-	-	-
SSB0	SSB0-MT	2020	78,953
MSY	MSY-MT	2020	81,367
M	M-1/yr	2020	1.3
TBlim	-	-	-
SSBlim	-	-	-
Flim	-	-	-
ERlim	-	-	-

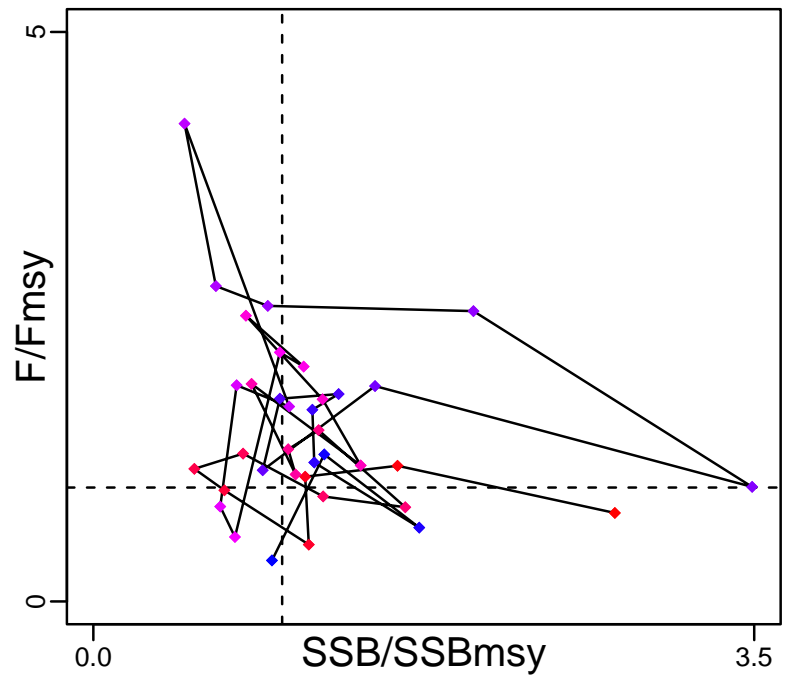
Time Series					
Type	ID	Asmt Year	Curr Value	Sex	Age
TB	TB-MT	2020	538,270	-	-
SSB	SSB-MT	2020	120,240	Both	-
TN	-	-	-	-	-
R	R-E00	2020	39,889	Both	-
F	F-1/yr	2020	0.373	Both	-
ER	ER-ratio	2020	0.121	-	-
TC	TC-MT	2020	91,927		
TL	TL-MT	2016	36,400		
TB/TBmsy	-	-	-		
SSB/SSBmsy	SSBdivSSBmsy-dimensionless	2020	2.762		
F/Fmsy	FdivFmsy-dimensionless	2020	0.777		
ER/ERmsy	-	-	-		
TB/TBmgt	-	-	-		
SSB/SSBmgt	SSB-MT/SSBmgt-MT	2016	1.061		
F/Fmgt	F-1/yr/Fmgt-1/yr	2016	0.894		
ER/ERmgt	-	-	-		

Peruvian anchoveta Central Chile [PANCHCCH]

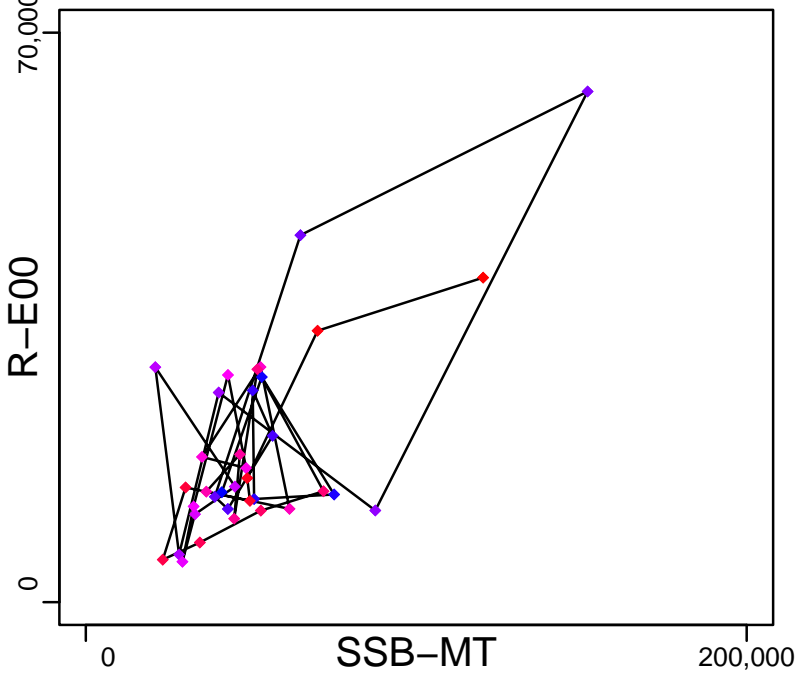
Kobe MSYpref (1985–2020–Quiroz)



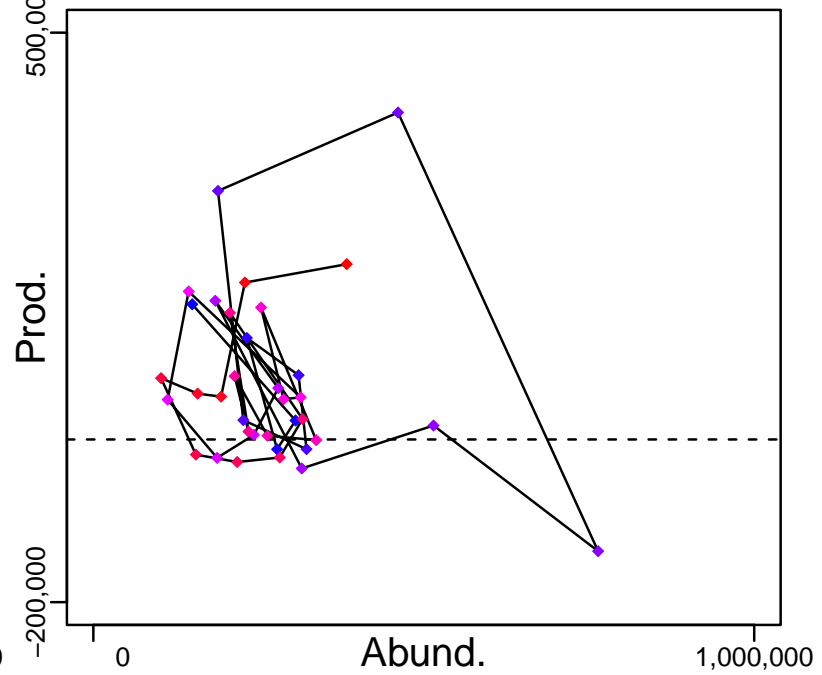
Kobe MGTpref (1985–2020–Quiroz)



Spawner Recruit (1985–2020–Quiroz)



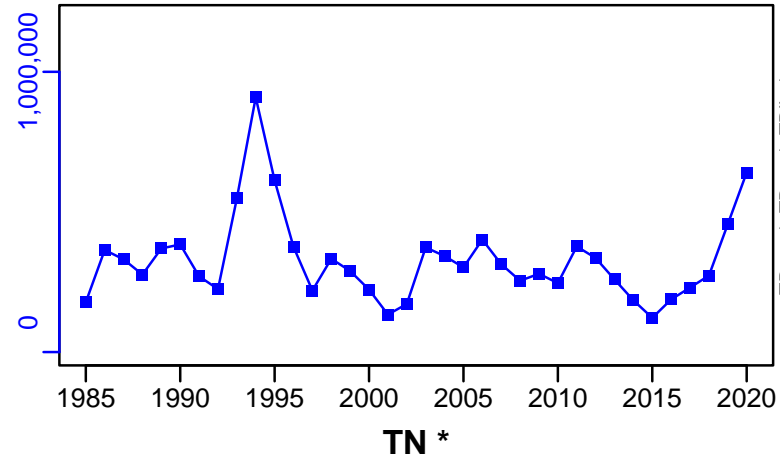
Production (1985–2020–Quiroz)



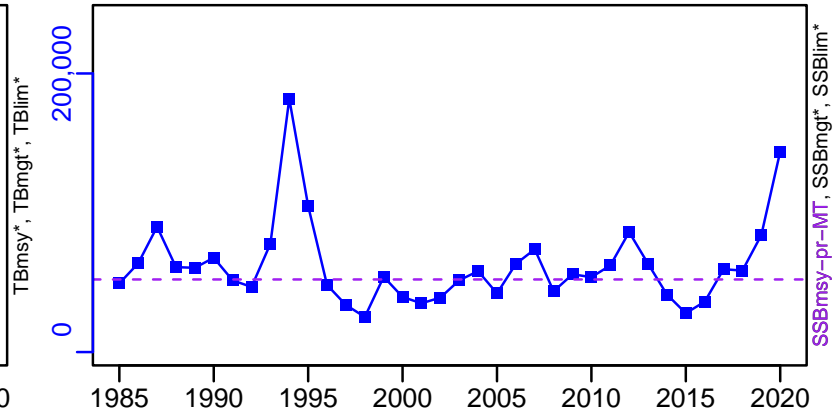
◆ Start Year ◆ End Year * No Data

Peruvian anchoveta Central Chile [PANCHCCH]


TB-MT (1985–2020–Quiroz)



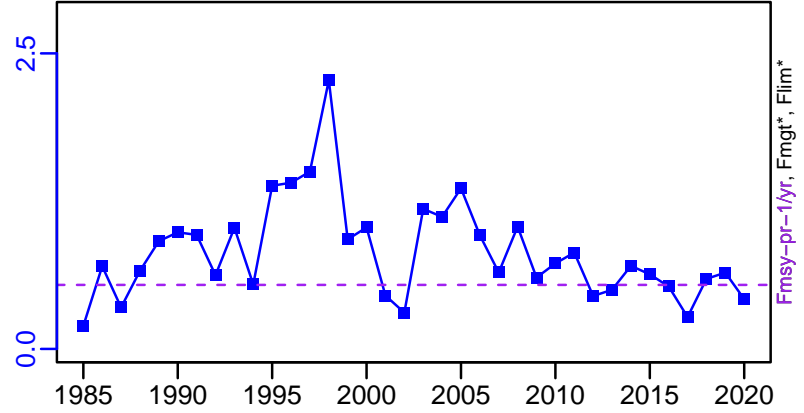
SSB-MT (1985–2020–Quiroz)



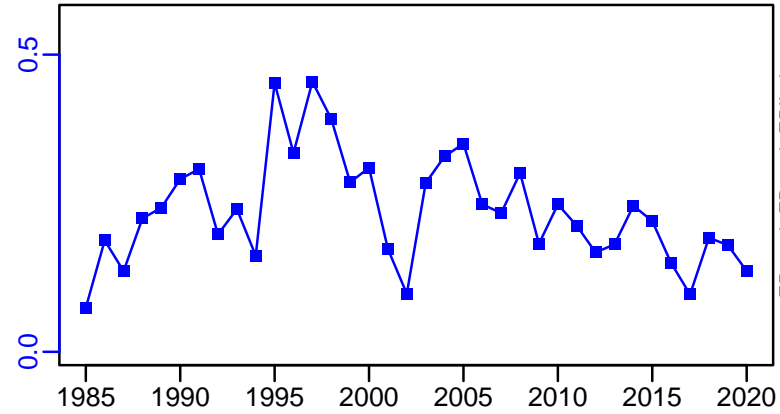
TN *



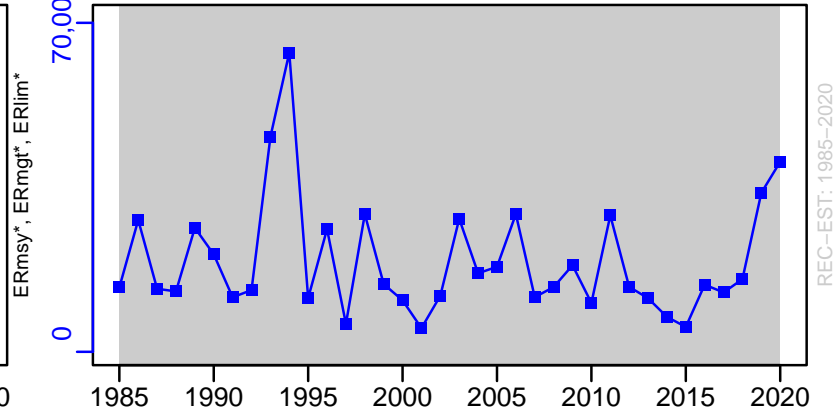
F-1/yr (1985–2020–Quiroz)



ER-ratio (1985–2020–Quiroz)

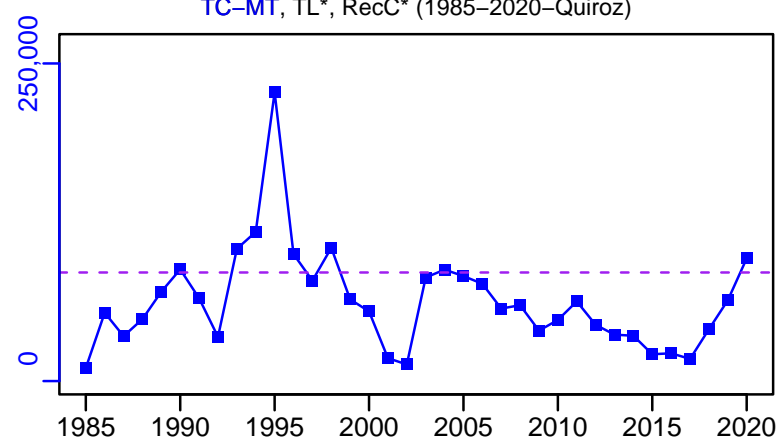


R-E00 (1985–2020–Quiroz)

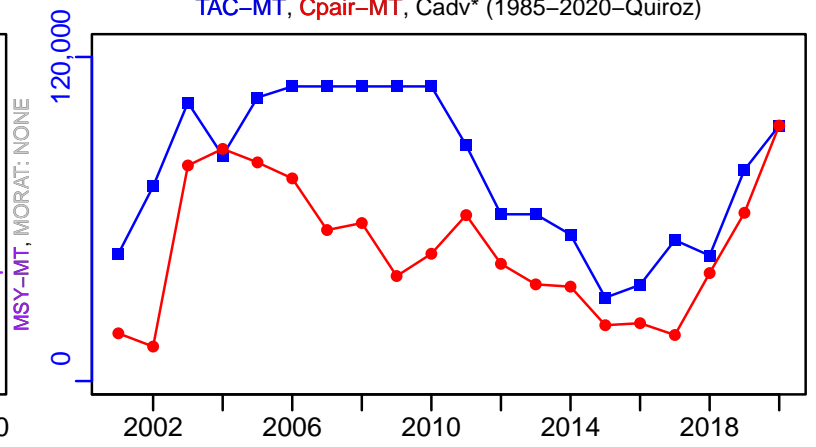


Peruvian anchoveta Central Chile [PANCHCCH]

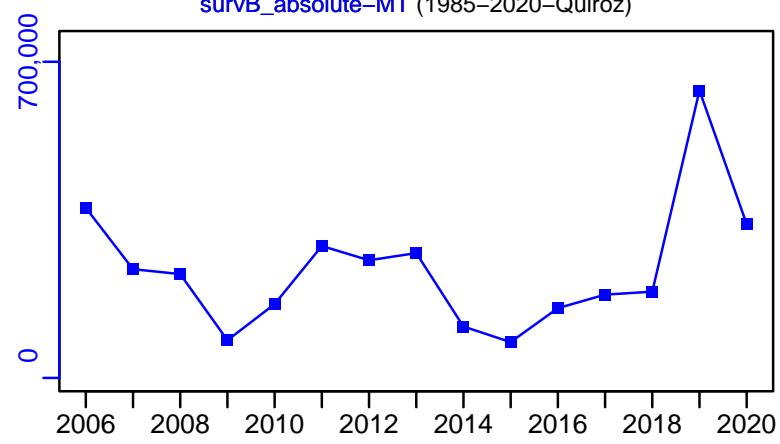
TC-MT, TL*, RecC* (1985–2020–Quiroz)



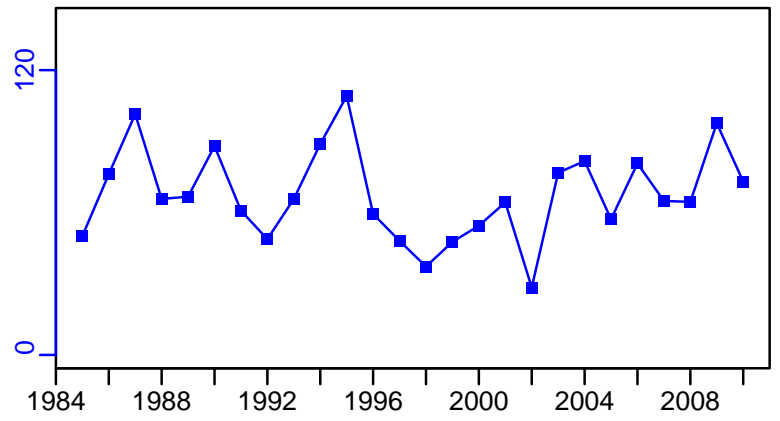
TAC-MT, Cpair-MT, Cadv* (1985–2020–Quiroz)




survB_absolute-MT (1985–2020–Quiroz)



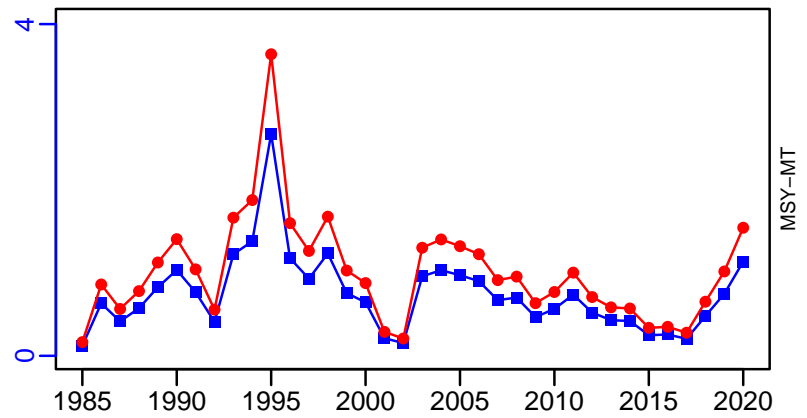
CPUE-index (1985–2020–Quiroz)



EFFORT*



TC-MT/MSY-MT, CdivMEANC-ratio, (1985–2020–Quiroz)



■ 1st listed time series ▲ 3rd listed time series — MORAT
● 2nd listed time series - - - MSY * No Data

Peruvian anchoveta Central-Southern Chile [PANCHCSCH]

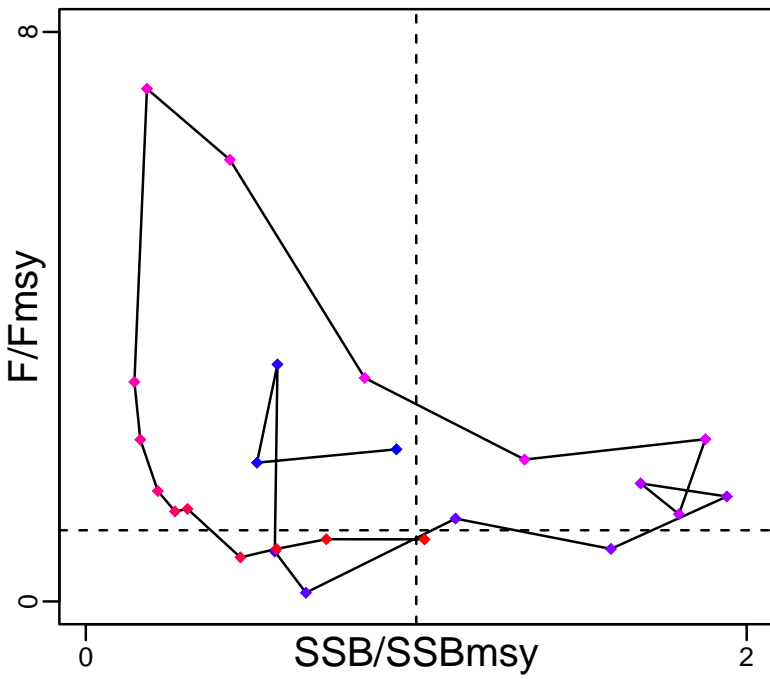
Metadata	
Scientific Name	Engraulis ringens
Current Assess ID	IFOPCH-PANCHCSCH-1997-2020-Quiroz
Area	Central-Southern Chile
Management Authority	Subsecretaria de Pesca
Assessor	Instituto de Fomento Pesquero - Chilean Fisheries Development Institute
Asmts in RAM	2016, 2020

Reference Points			
Type	ID	Asmt Year	Value
TBmsy	-	-	-
SSBmsy	SSBmsy-pr-MT	2020	482,277
Fmsy	Fmsy-pr-1/yr	2020	0.44
ERmsy	-	-	-
TBmgt	-	-	-
SSBmgt	SSBmgt-MT	2016	562,000
Fmgt	Fmgt-1/yr	2016	0.396
ERMgt	-	-	-
TB0	-	-	-
SSB0	SSB0-MT	2020	877,959
MSY	MSY-MT	2020	160,810
M	M-1/yr	2020	0.7
TBlim	-	-	-
SSBlim	SSBlim-MT	2016	281,000
Flim	-	-	-
ERlim	-	-	-

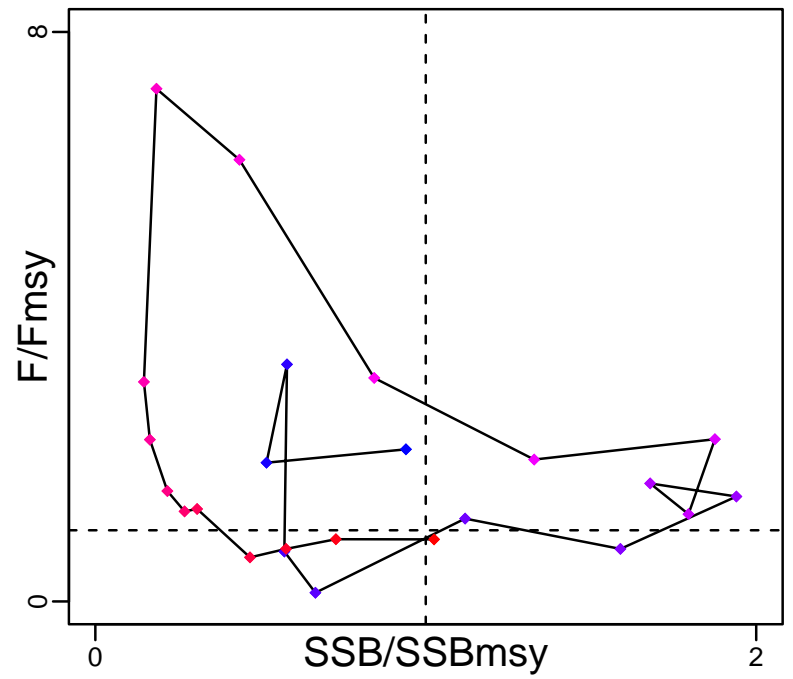
Time Series					
Type	ID	Asmt Year	Curr Value	Sex	Age
TB	TB-MT	2020	824,040	-	-
SSB	SSB-MT	2020	495,110	Both	-
TN	-	-	-	-	-
R	R-E00	2020	58,165	Both	-
F	F-1/yr	2020	0.385	Both	-
ER	ER-ratio	2020	0.195	-	-
TC	TC-MT	2020	160,799		
TL	TL-MT	2016	44,600		
TB/TBmsy	-	-	-		
SSB/SSBmsy	SSBdivSSBmsy-dimensionless	2020	1.025		
F/Fmsy	FdivFmsy-dimensionless	2020	0.872		
ER/ERmsy	-	-	-		
TB/TBmgt	-	-	-		
SSB/SSBmgt	SSB-MT/SSBmgt-MT	2016	0.363		
F/Fmgt	F-1/yr/Fmgt-1/yr	2016	0.995		
ER/ERMgt	-	-	-		

Peruvian anchoveta Central–Southern Chile [PANCHCSCH]

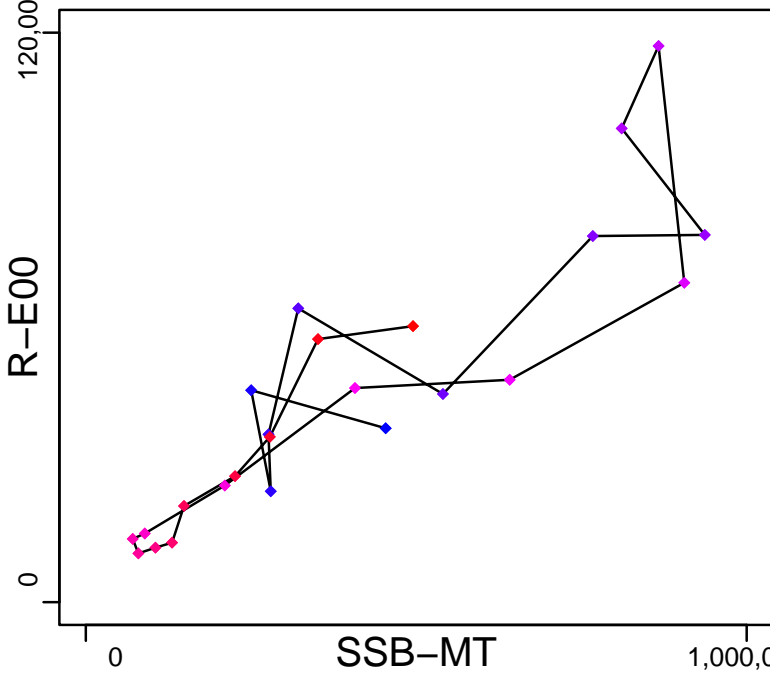
Kobe MSYpref (1997–2020–Quiroz)



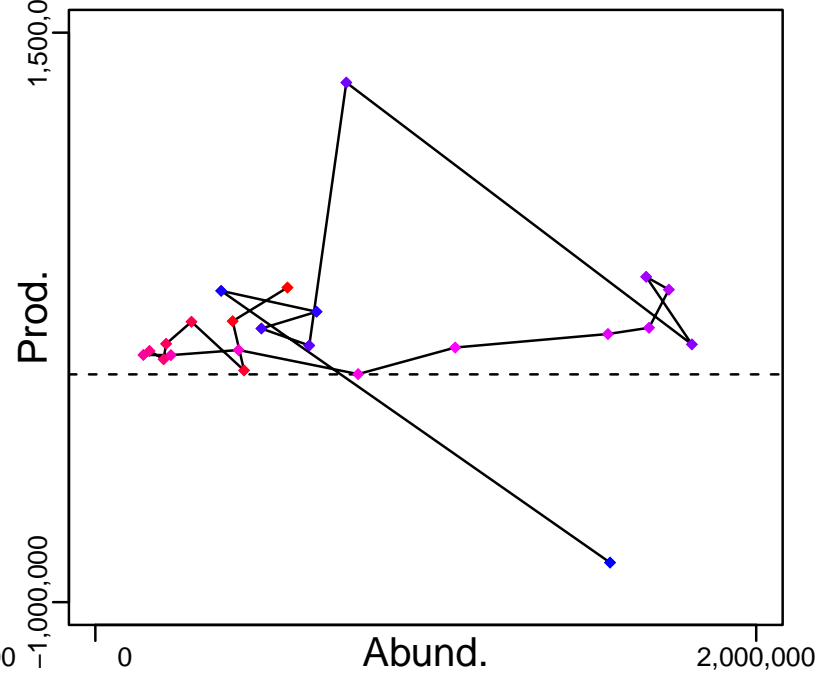
Kobe MGTpref (1997–2020–Quiroz)



Spawner Recruit (1997–2020–Quiroz)



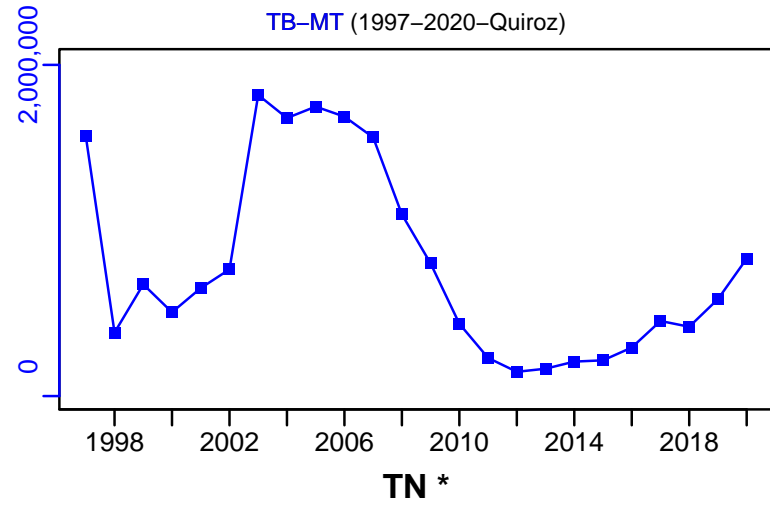
Production (1997–2020–Quiroz)



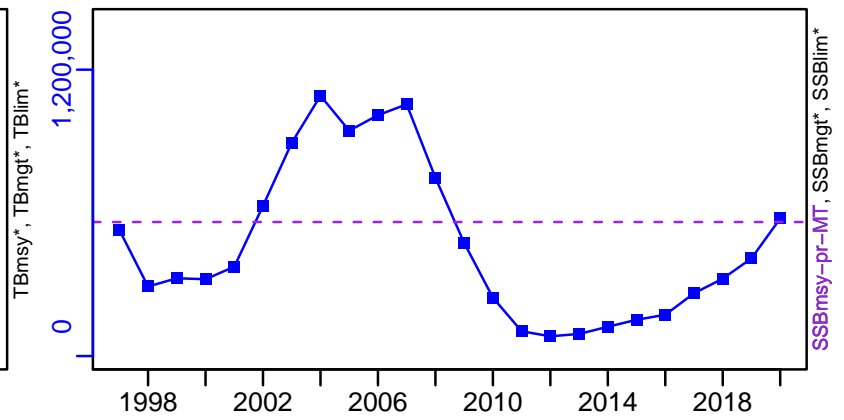
◆ Start Year ◆ End Year * No Data

Peruvian anchoveta Central–Southern Chile [PANCHCSCH]

TB–MT (1997–2020–Quiroz)



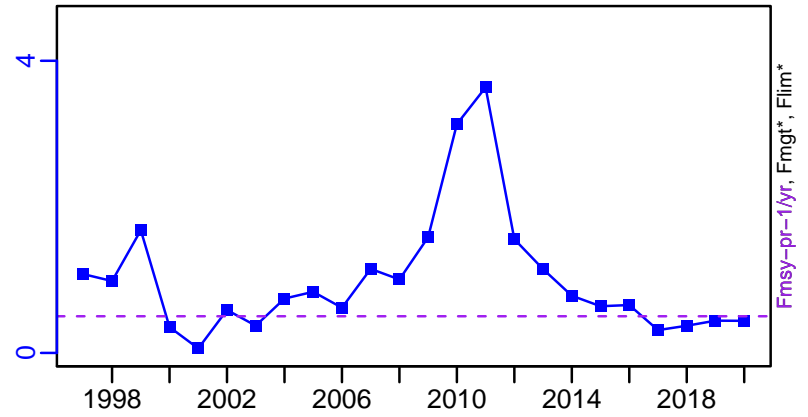
SSB–MT (1997–2020–Quiroz)



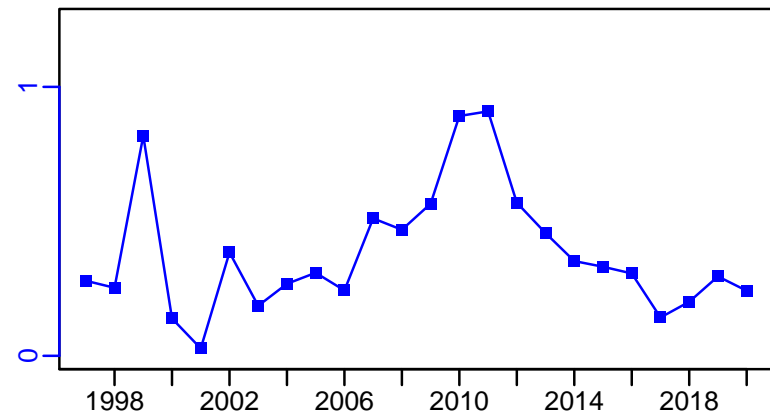
TN *



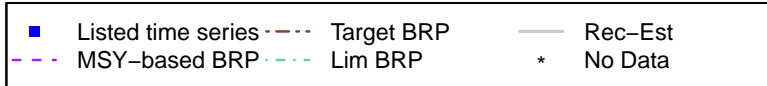
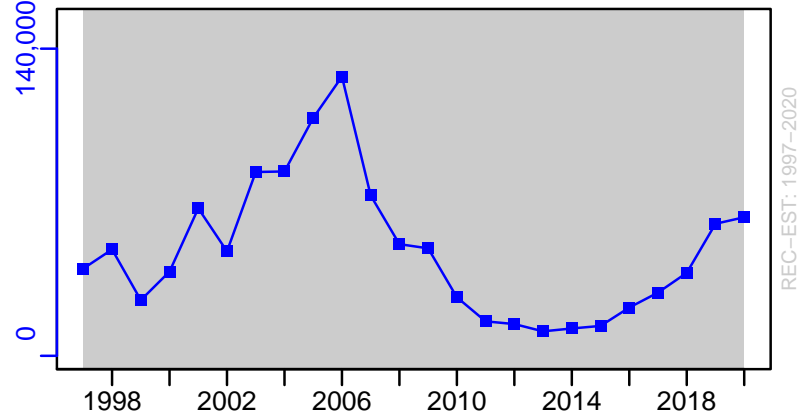
F–1/yr (1997–2020–Quiroz)



ER–ratio (1997–2020–Quiroz)

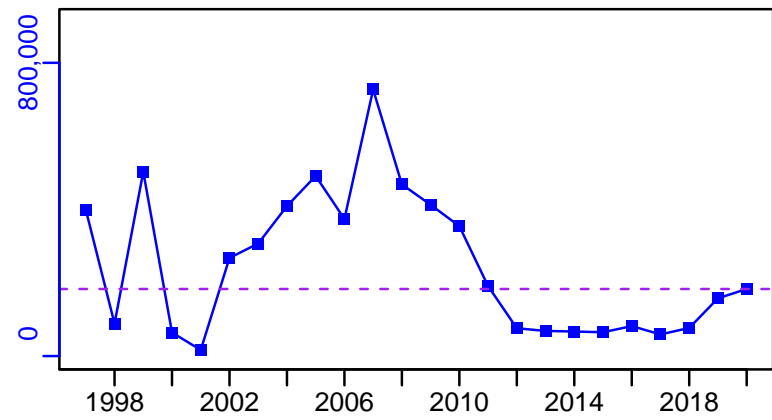


R–E00 (1997–2020–Quiroz)

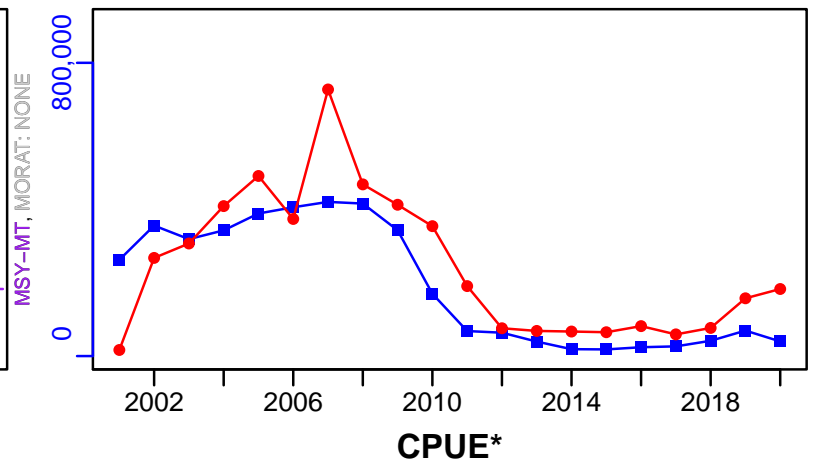


Peruvian anchoveta Central–Southern Chile [PANCHCSCH]


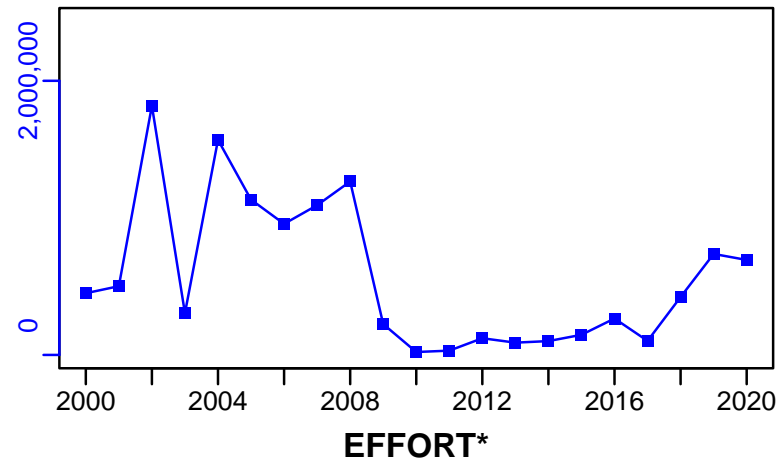
TC–MT, TL*, RecC* (1997–2020–Quiroz)



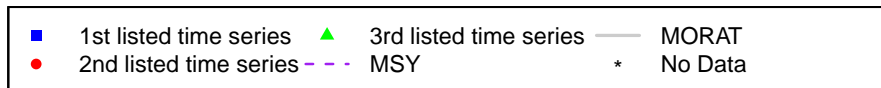
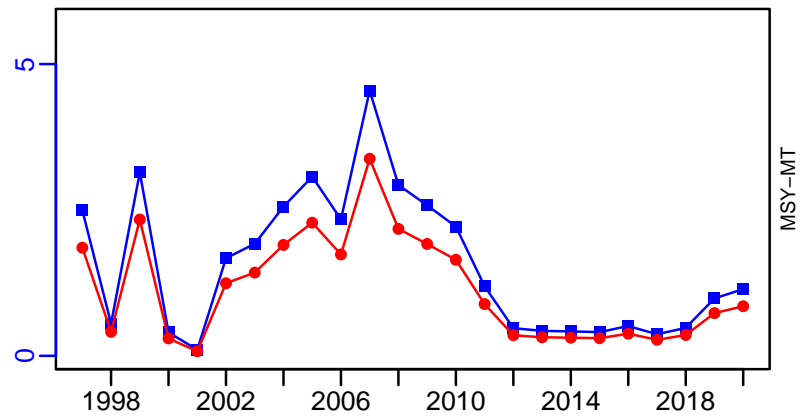
TAC–MT, Cpair–MT, Cadv* (1997–2020–Quiroz)



survB_absolute–MT (1997–2020–Quiroz)



TC–MT/MSY–MT, CdivMEANC–ratio, (1997–2020–Quiroz)



Peruvian anchoveta Northern Chile Southern Peru [PANCHNCHSP]

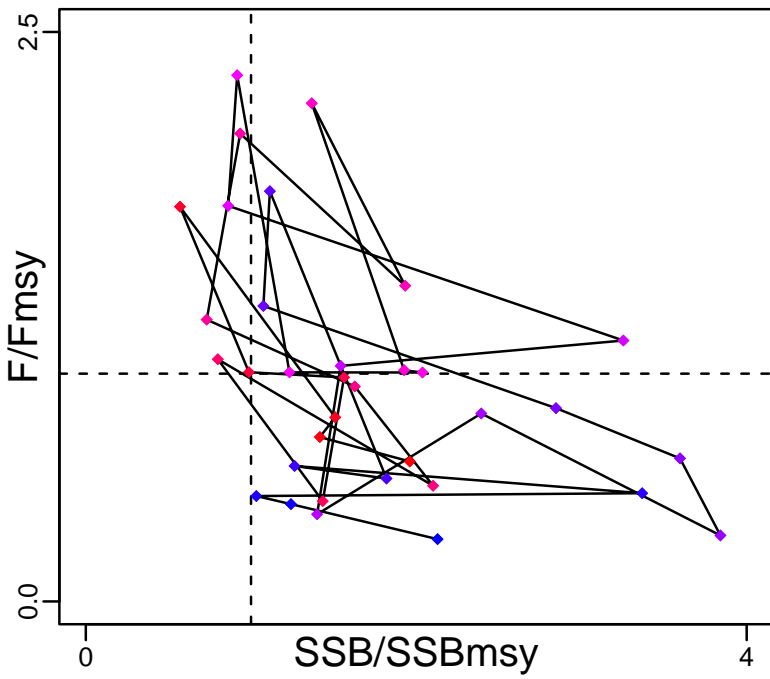
Metadata	
Scientific Name	Engraulis ringens
Current Assess ID	IFOPCH-PANCHNCHSP-1986-2019-Quiroz
Area	Northern Chile Southern Peru
Management Authority	Subsecretaria de Pesca
Assessor	Instituto de Fomento Pesquero - Chilean Fisheries Development Institute
Asmts in RAM	2015, 2019

Reference Points			
Type	ID	Asmt Year	Value
TBmsy	-	-	-
SSBmsy	SSBmsy-pr-MT	2019	642,260
Fmsy	Fmsy-pr-1/yr	2019	0.863
ERmsy	-	-	-
TBmgt	-	-	-
SSBmgt	SSBmgt-MT	2015	2,021,000
Fmgt	Fmgt-1/yr	2015	1.18
ERmgt	-	-	-
TB0	-	-	-
SSB0	SSB0-MT	2019	1,284,520
MSY	MSY-MT	2019	338,192
M	M-1/yr	2019	2.2
TBlim	-	-	-
SSBlim	-	-	-
Flim	-	-	-
ERlim	-	-	-

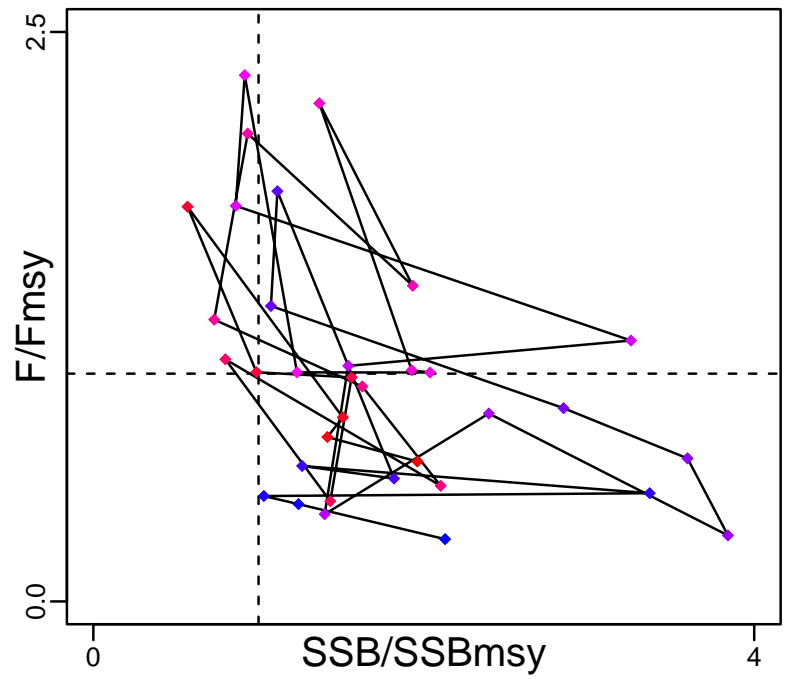
Time Series					
Type	ID	Asmt Year	Curr Value	Sex	Age
TB	TB-MT	2019	2,069,000	-	-
SSB	SSB-MT	2019	1,259,400	Both	-
TN	-	-	-	-	-
R	R-E00	2019	349,460	Both	-
F	F-1/yr	2019	0.53	Both	-
ER	ER-ratio	2019	0.259	-	-
TC	TC-MT	2019	690,083		
TL	TL-MT	2015	1,200,000		
TB/TBmsy	-	-	-		
SSB/SSBmsy	SSBdivSSBmsy-dimensionless	2019	1.961		
F/Fmsy	FdivFmsy-dimensionless	2019	0.614		
ER/ERmsy	-	-	-		
TB/TBmgt	-	-	-		
SSB/SSBmgt	SSB-MT/SSBmgt-MT	2015	0.599		
F/Fmgt	F-1/yr/Fmgt-1/yr	2015	3.576		
ER/ERmgt	-	-	-		

Peruvian anchoveta Northern Chile Southern Peru [PANCHNCHSP]

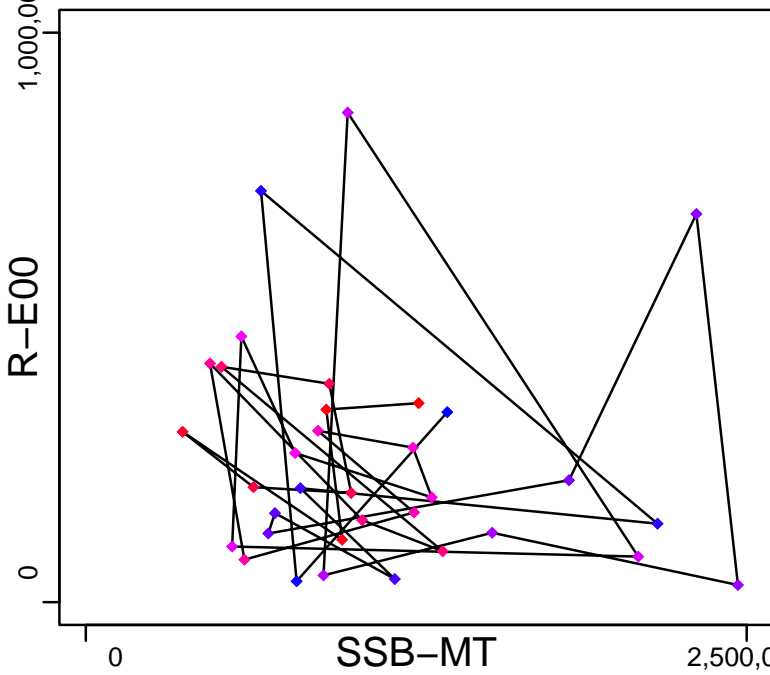
Kobe MSY_{pref} (1986–2019–Quiroz)



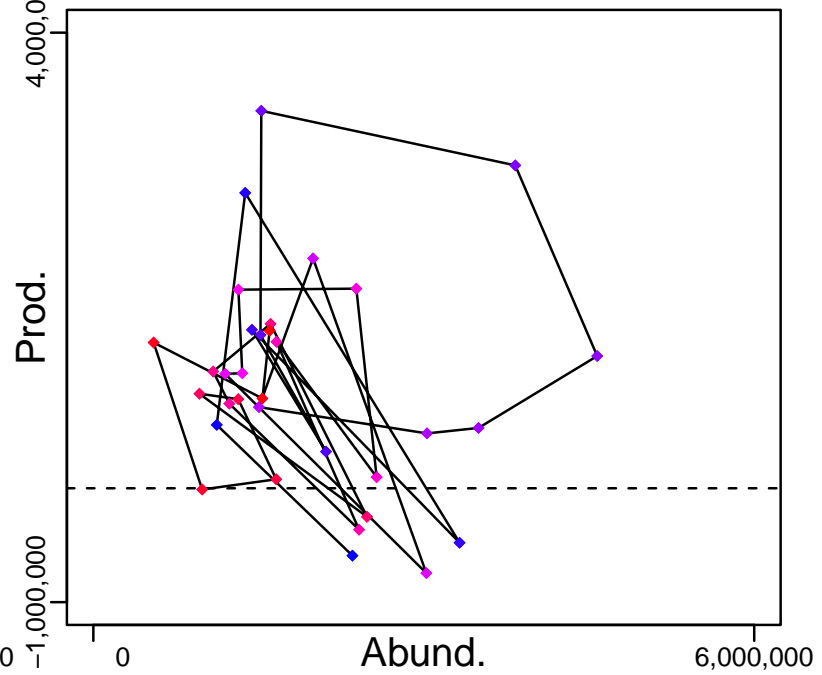
Kobe MGT_{pref} (1986–2019–Quiroz)



Spawner Recruit (1986–2019–Quiroz)



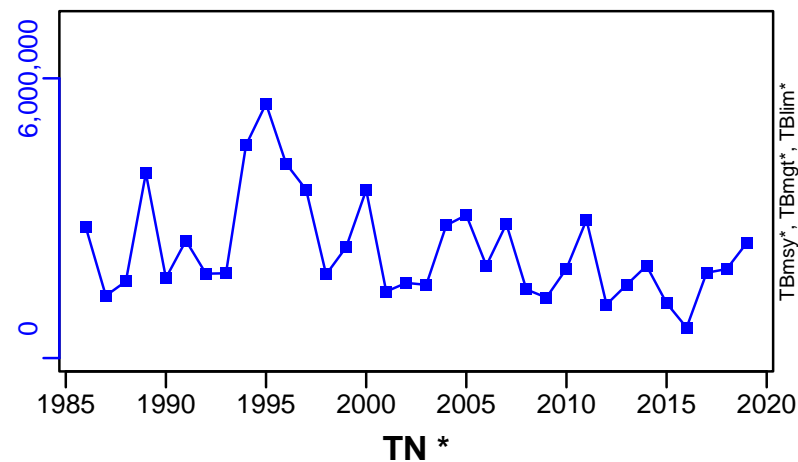
Production (1986–2019–Quiroz)



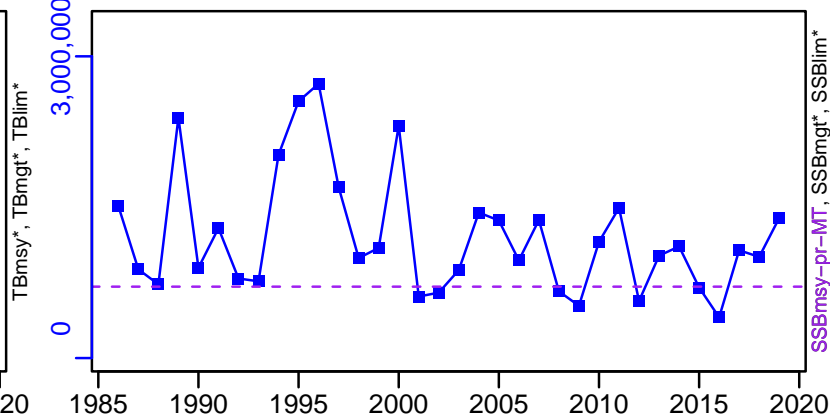
◆ Start Year ◆ End Year * No Data

Peruvian anchoveta Northern Chile Southern Peru [PANCHNCHSP]

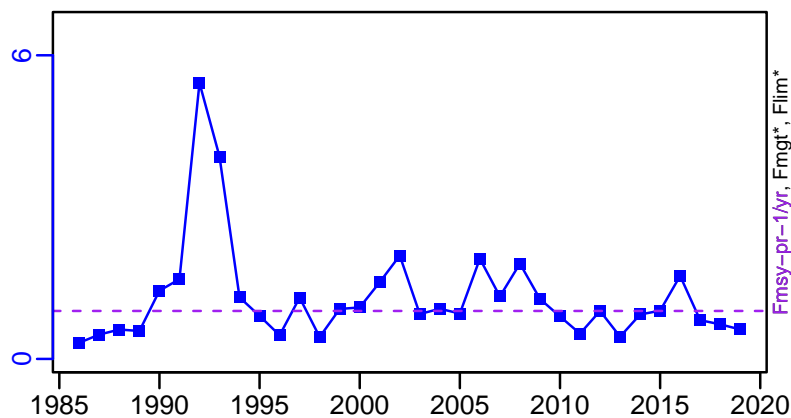
TB-MT (1986–2019–Quiroz)



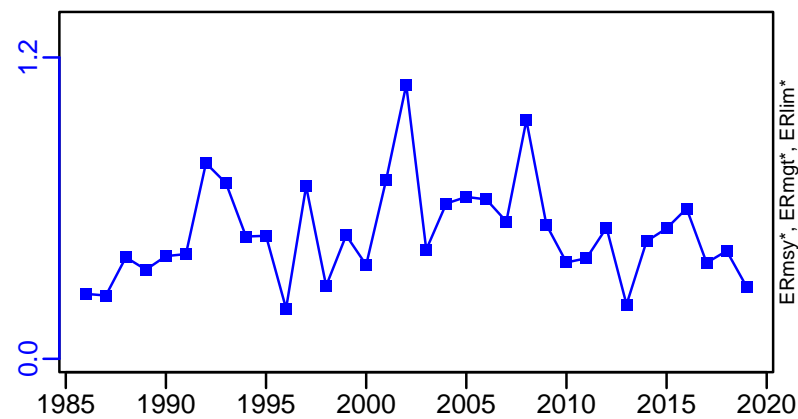
SSB-MT (1986–2019–Quiroz)



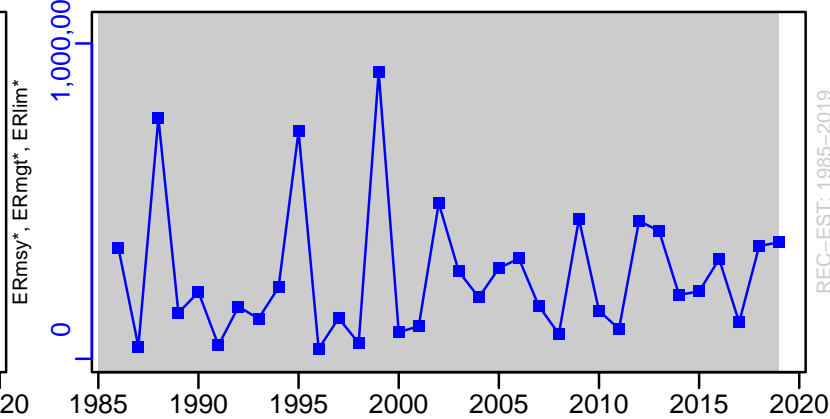
F-1/yr (1986–2019–Quiroz)



ER-ratio (1986–2019–Quiroz)

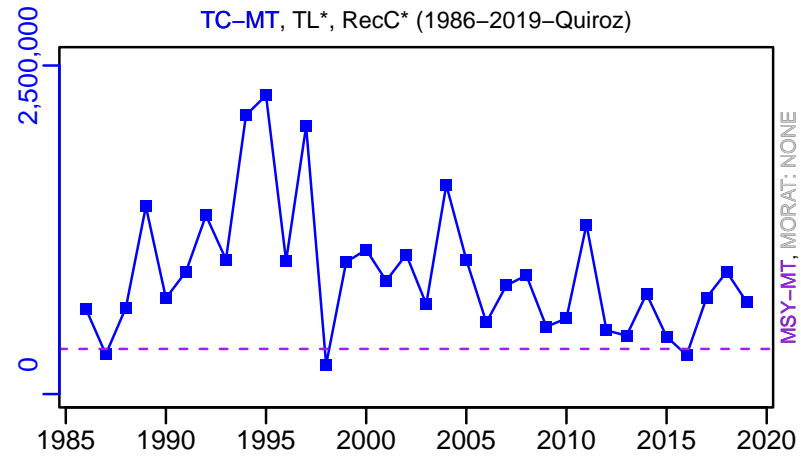


R-E00 (1986–2019–Quiroz)



Peruvian anchoveta Northern Chile Southern Peru [PANCHNCHSP]

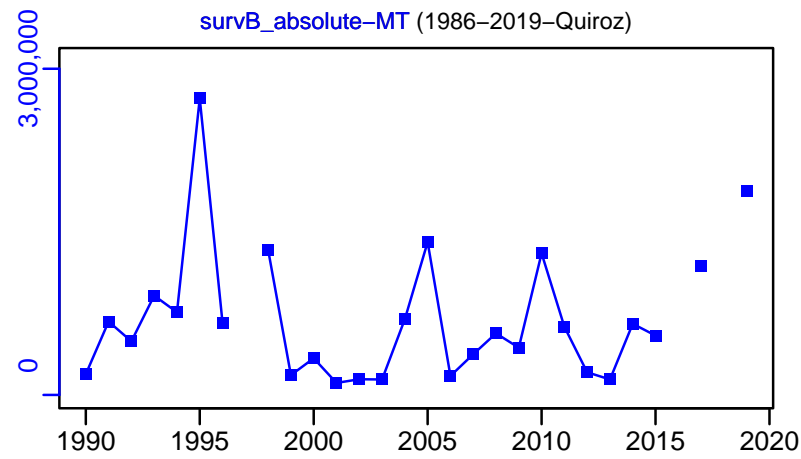
TC-MT, TL*, RecC* (1986–2019–Quiroz)




TAC*, Cpair*, Cadv*



survB_absolute-MT (1986–2019–Quiroz)



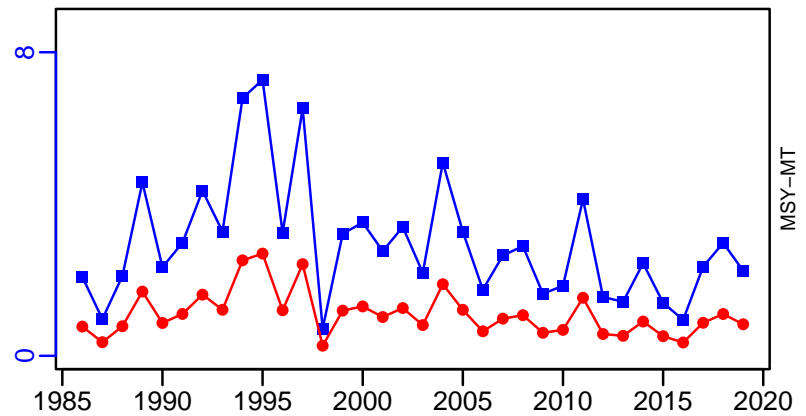
CPUE*



EFFORT*



TC-MT/MSY-MT, CdivMEANC-ratio, (1986–2019–Quiroz)



■ 1st listed time series ▲ 3rd listed time series — MORAT
● 2nd listed time series - - - MSY * No Data

Peruvian anchoveta North-Central Peruvian coast [PANCHPERUNC]


Metadata	
Scientific Name	Engraulis ringens
Current Assess ID	IMARPE-PANCHPERUNC-1953-2020-DIAZ
Area	North-Central Peruvian coast
Management Authority	Instituto del Mar del Peru, Peru national management
Assessor	Instituto del Mar del Peru
Asmts in RAM	2020, 2008, 2016

Reference Points			
Type	ID	Asmt Year	Value
TBmsy	TBmsy-pr-MT	2016	6,660,000
SSBmsy	-	-	-
Fmsy	-	-	-
ERmsy	-	-	-
TBmgt	TBmgt-MT	2016	6,660,000
SSBmgt	-	-	-
Fmgt	-	-	-
ERMgt	-	-	-
TB0	-	-	-
SSB0	-	-	-
MSY	-	-	-
M	-	-	-
TBlim	-	-	-
SSBlim	-	-	-
Flim	-	-	-
ERlim	-	-	-


Time Series					
Type	ID	Asmt Year	Curr Value	Sex	Age
TB	TB-MT	2016	10,200,000	Both	-
SSB	SSB-MT	2008	6,590,000	Both	-
TN	-	-	-	-	-
R	R-E00	2016	1.81×10^8	Both	-
F	F-1/yr	2008	0.588	-	-
ER	ER-calc-ratio	2016	0.325	-	-
TC	-	-	-		
TL	TL-MT	2020	3,151,481		
TB/TBmsy	TB-MT/TBmsy-pr-MT	2016	1.532		
SSB/SSBmsy	-	-	-		
F/Fmsy	-	-	-		
ER/ERmsy	-	-	-		
TB/TBmgt	TB-MT/TBmgt-MT	2016	1.532		
SSB/SSBmgt	-	-	-		
F/Fmgt	-	-	-		
ER/ERMgt	-	-	-		

Peruvian anchoveta North-Central Peruvian coast [PANCHPERUNC]

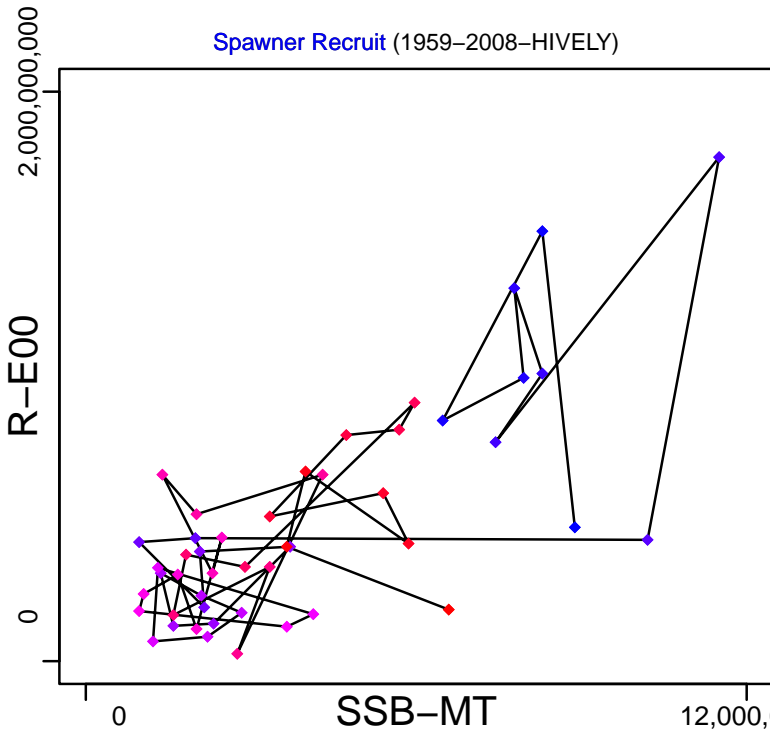
Kobe MSY*



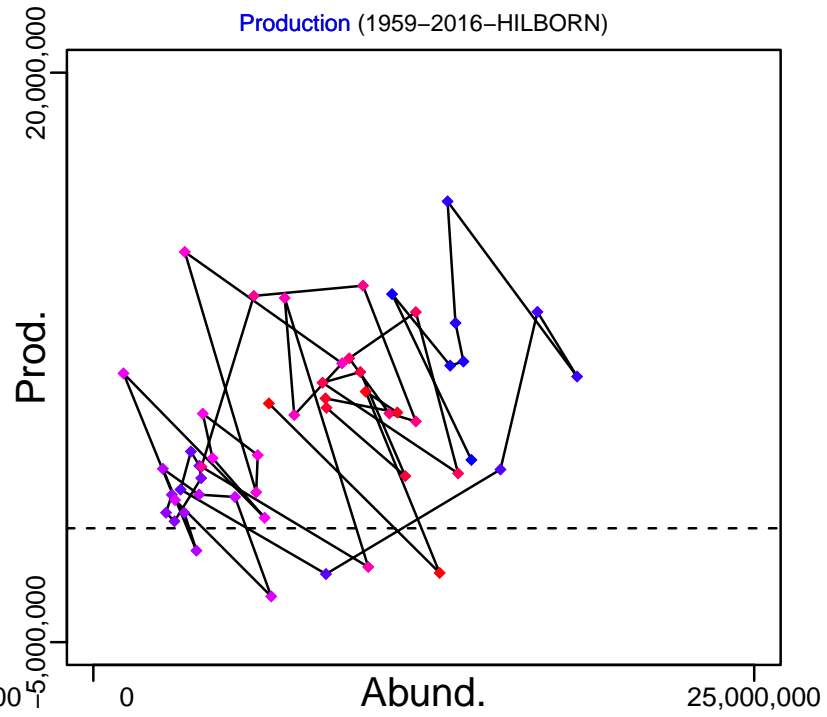
Kobe MGT*



Spawner Recruit (1959–2008–HIVELY)



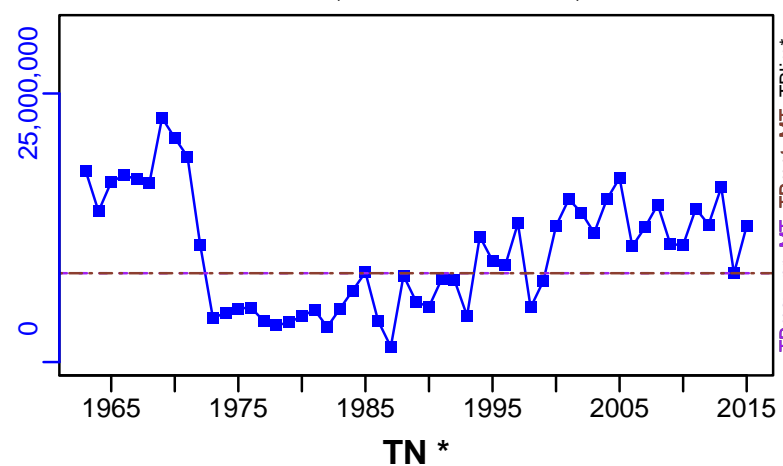
Production (1959–2016–HILBORN)



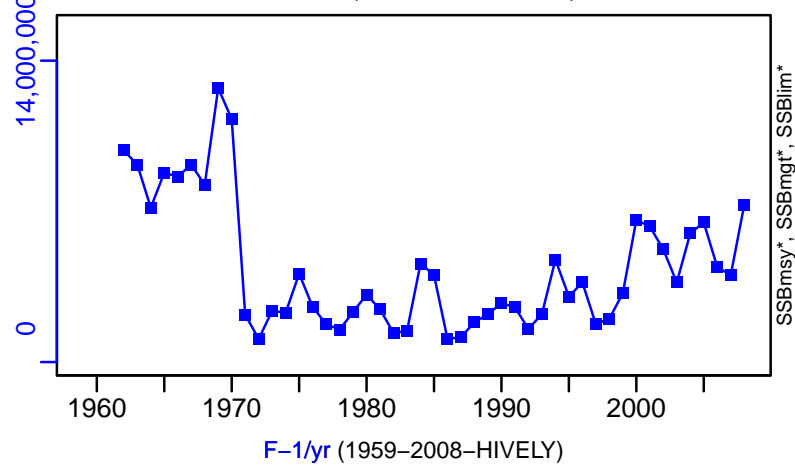
◆ Start Year ◆ End Year * No Data

Peruvian anchoveta North-Central Peruvian coast [PANCHPERUNC]

TB-MT (1959–2016–HILBORN)



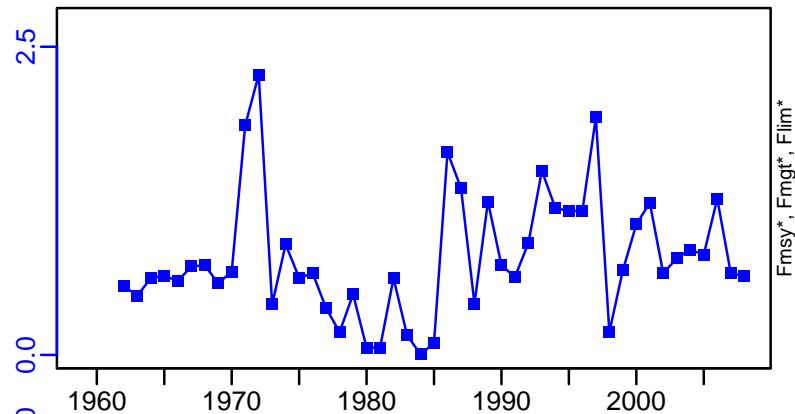
SSB-MT (1959–2008–HIVELY)



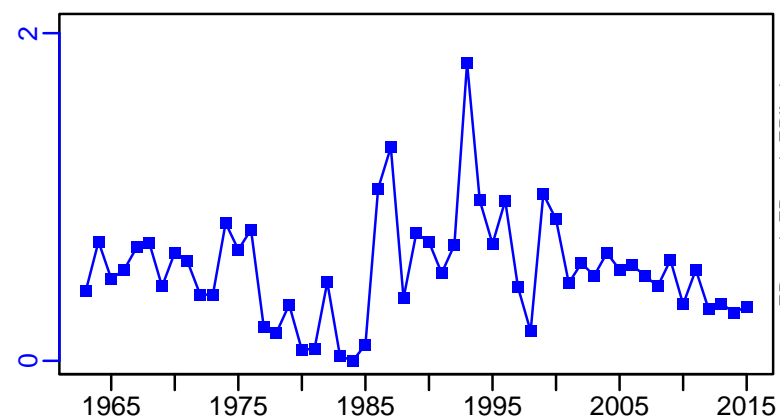
TN *



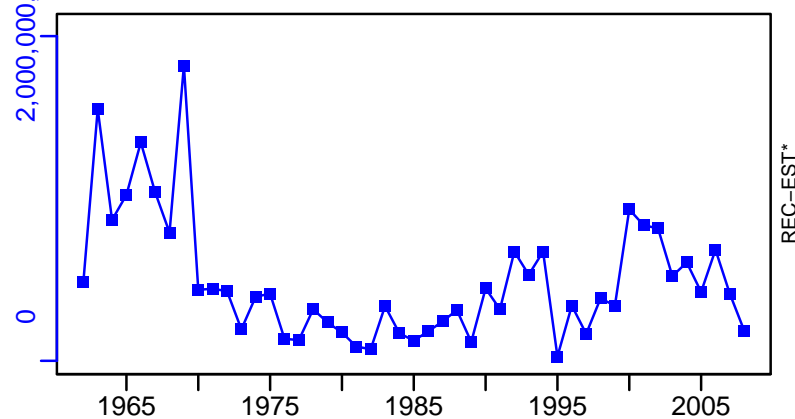
F-1/yr (1959–2008–HIVELY)



ER-calc-ratio (1959–2016–HILBORN)

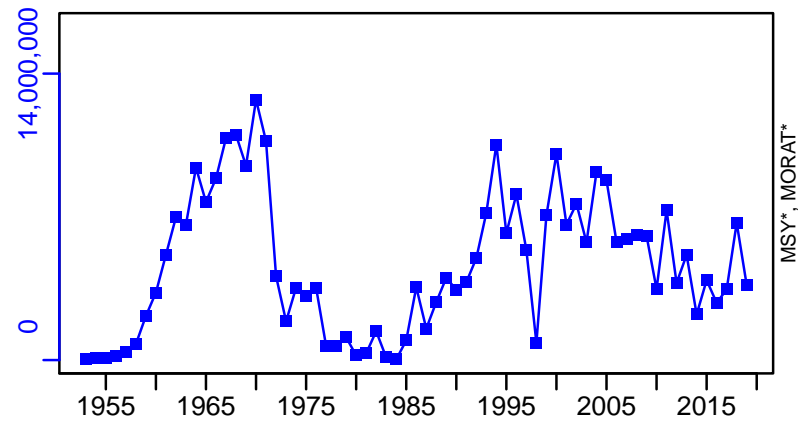


R-E00 (1959–2016–HILBORN)



Peruvian anchoveta North–Central Peruvian coast [PANCHPERUNC]

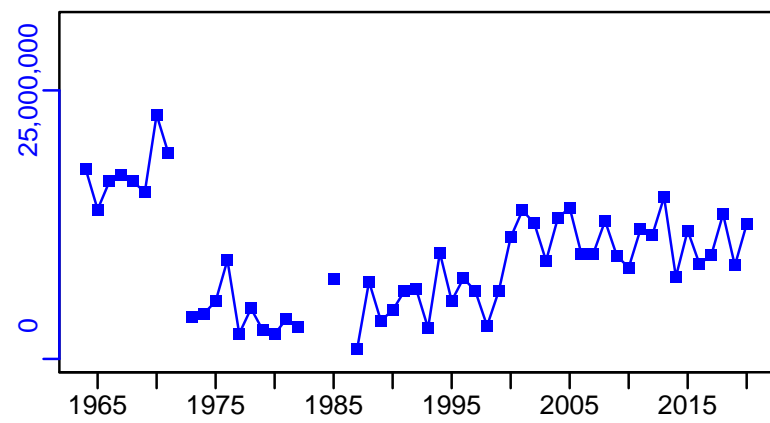
TL–MT, TC*, RecC* (1953–2020–DIAZ)



TAC*, Cpair*, Cadv*



survB_absolute–MT (1953–2020–DIAZ)



CPUE*



EFFORT*



CdivMSY*



■ 1st listed time series ▲ 3rd listed time series — MORAT
● 2nd listed time series - - - MSY * No Data

Patagonian cod Southern Argentina [PATCODARGS]

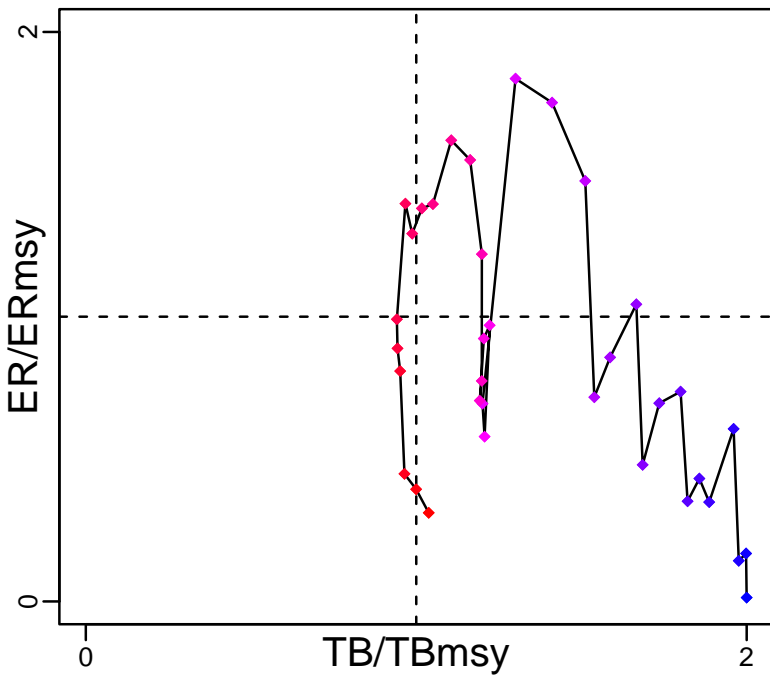
Metadata	
Scientific Name	Salilota australis
Current Assess ID	INIDEP-PATCODARGS-1984-2020-Parma
Area	Southern Argentina
Management Authority	Consejo Federal Pesquero, Argentina national management
Assessor	Instituto Nacional de Investigacion y Desarrollo Pesquero
Asmts in RAM	2020

Reference Points			
Type	ID	Asmt Year	Value
TBmsy	TBmsy-MT	2020	100,734
SSBmsy	-	-	-
Fmsy	-	-	-
ERmsy	ERmsy-ratio	2020	0.066
TBmgt	TBmgt-MT	2020	90,660
SSBmgt	-	-	-
Fmgt	-	-	-
ERmgt	-	-	-
TB0	TB0-MT	2020	201,468
SSB0	-	-	-
MSY	MSY-MT	2020	6478
M	-	-	-
TBlim	TBlim-MT	2020	60,440
SSBlim	-	-	-
Flim	-	-	-
ERlim	-	-	-

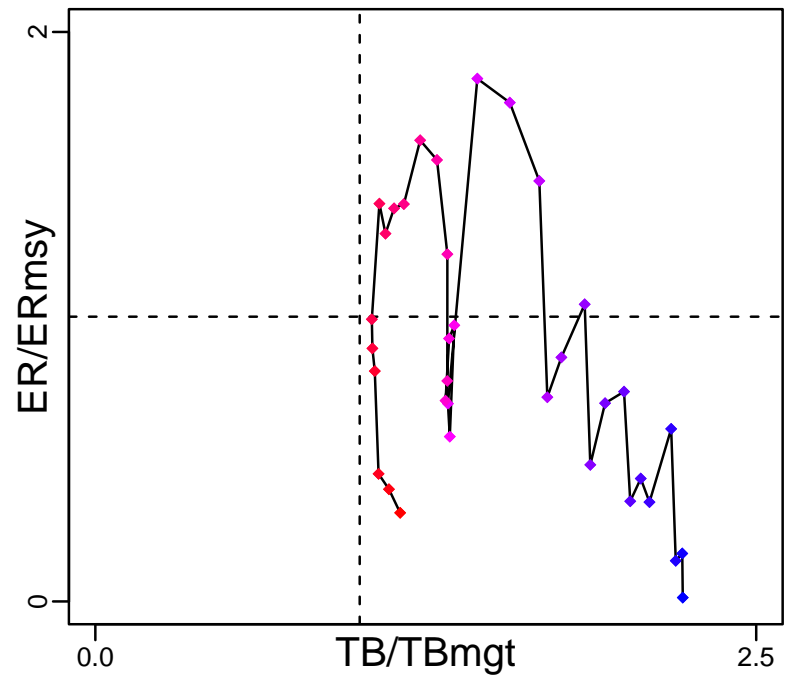
Time Series					
Type	ID	Asmt Year	Curr Value	Sex	Age
TB	TB-MT	2020	108,844	-	1+
SSB	-	-	-	-	-
TN	-	-	-	-	-
R	-	-	-	-	-
F	-	-	-	-	-
ER	ER-ratio	2020	0.021	Both	-
TC	TC-MT	2020	2164		
TL	TL-MT	2020	2164		
TB/TBmsy	TB-MT/TBmsy-MT	2020	1.081		
SSB/SSBmsy	-	-	-		
F/Fmsy	-	-	-		
ER/ERmsy	ER-ratio/ERmsy-ratio	2020	0.311		
TB/TBmgt	TB-MT/TBmgt-MT	2020	1.201		
SSB/SSBmgt	-	-	-		
F/Fmgt	-	-	-		
ER/ERmgt	-	-	-		

Patagonian cod Southern Argentina [PATCODARGS]

Kobe MSYpref (1984–2020–Parma)



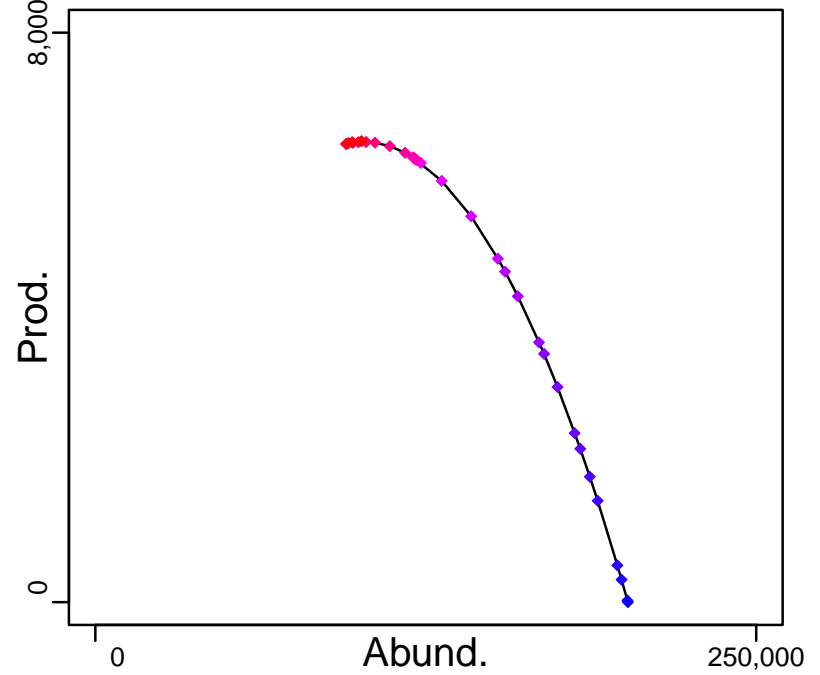
Kobe MGTpref (1984–2020–Parma)



Spawner Recruit*



Production (1984–2020–Parma)


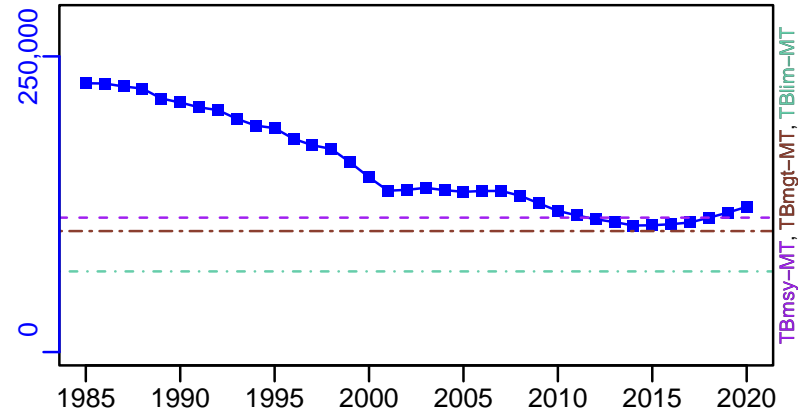


◆ Start Year ◆ End Year * No Data

Patagonian cod Southern Argentina [PATCODARGS]



TB-MT (1984–2020–Parma)

SSB*




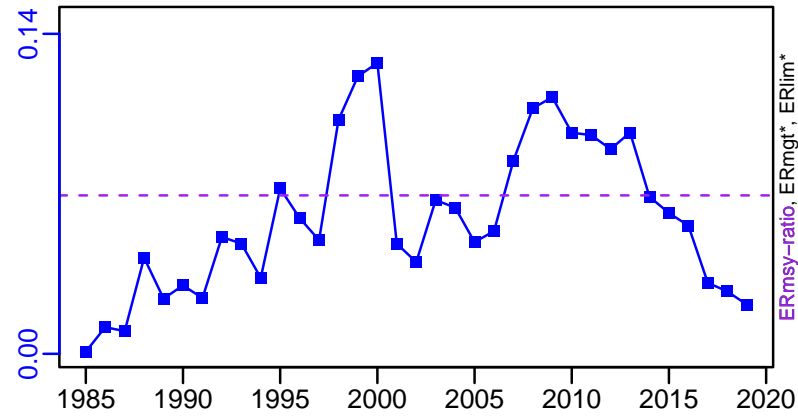
TN *

F*



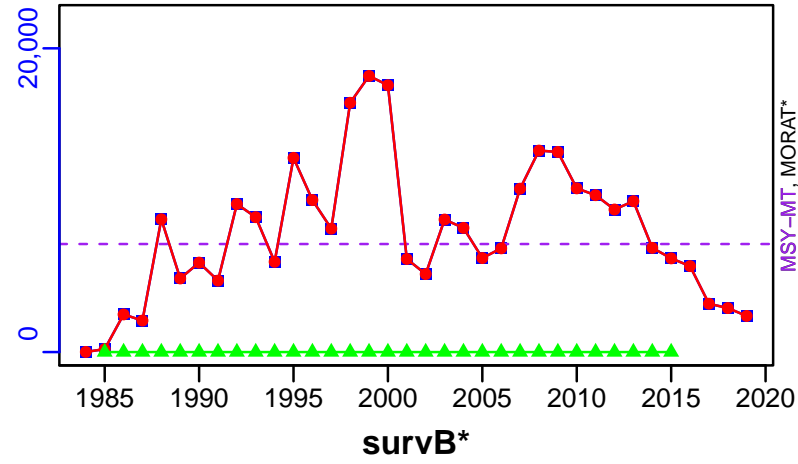
ER-ratio (1984–2020–Parma)

Recruits*



Patagonian cod Southern Argentina [PATCODARGS]


TC-MT, TL-MT, RecC-MT (1984–2020–Parma)




TAC*, Cpair*, Cadv*



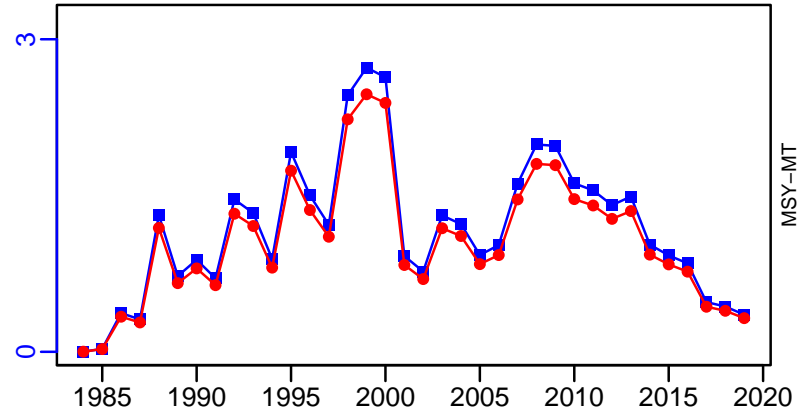
CPUE*



EFFORT*



TC-MT/MSY-MT, CdivMEANC-ratio, (1984–2020–Parma)



- 1st listed time series
- 2nd listed time series
- ▲ 3rd listed time series
- MORAT
- - - MSY
- * No Data

Patagonian grenadier Central-Southern Chile [PATGRENADIERCH]

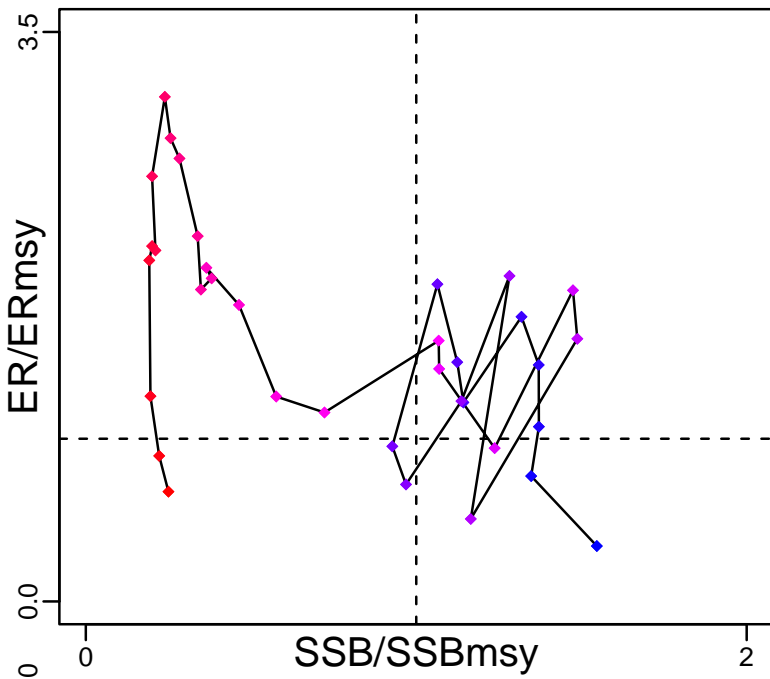
Metadata	
Scientific Name	Macruronus magellanicus
Current Assess ID	IFOPCH-PATGRENADIERCH-1985-2020-Quiroz
Area	Central-Southern Chile
Management Authority	Subsecretaria de Pesca
Assessor	Instituto de Fomento Pesquero - Chilean Fisheries Development Institute
Asmts in RAM	2012, 2015, 2020

Reference Points			
Type	ID	Asmt Year	Value
TBmsy	-	-	-
SSBmsy	SSBmsy-pr-MT	2020	489,984
Fmsy	-	-	-
ERmsy	ERmsy-extr-ratio	2020	0.173
TBmgt	-	-	-
SSBmgt	-	-	-
Fmgt	-	-	-
ERmgt	-	-	-
TB0	-	-	-
SSB0	-	-	-
MSY	-	-	-
M	M-1/yr	2015	0.35
TBlim	-	-	-
SSBlim	-	-	-
Flim	-	-	-
ERlim	-	-	-

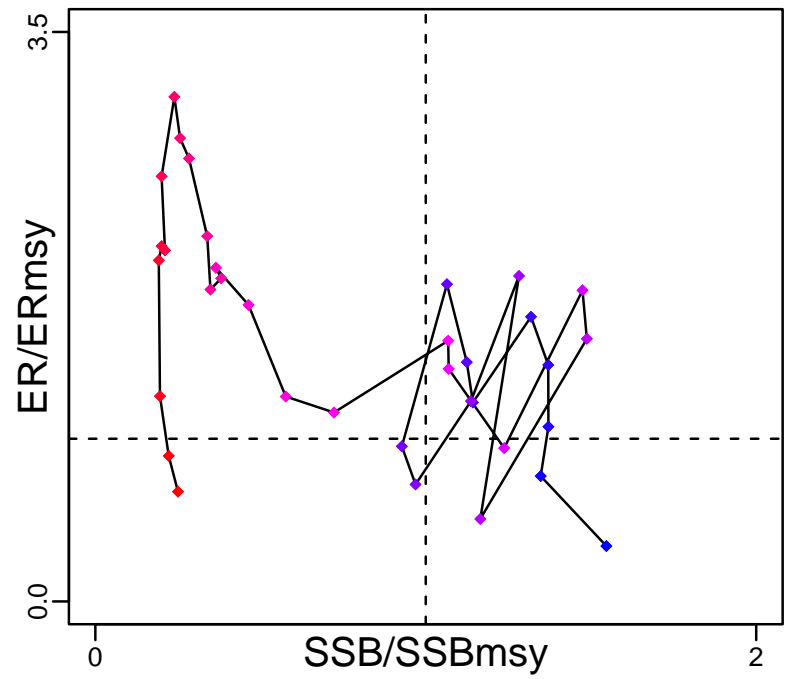
Time Series					
Type	ID	Asmt Year	Curr Value	Sex	Age
TB	TB-MT	2020	359,318	-	-
SSB	SSB-MT	2020	150,652	-	-
TN	-	-	-	-	-
R	R-E00	2020	584,268,000	-	-
F	-	-	-	-	-
ER	ER-ratio	2020	0.06	-	-
TC	TC-MT	2020	17,902		
TL	TL-MT	2020	17,902		
TB/TBmsy	-	-	-		
SSB/SSBmsy	SSBdivSSBmsy-dimensionless	2020	0.25		
F/Fmsy	-	-	-		
ER/ERmsy	ERdivERmsy-dimensionless	2020	0.675		
TB/TBmgt	-	-	-		
SSB/SSBmgt	-	-	-		
F/Fmgt	-	-	-		
ER/ERmgt	-	-	-		

Patagonian grenadier Central–Southern Chile [PATGRENADIERCH]

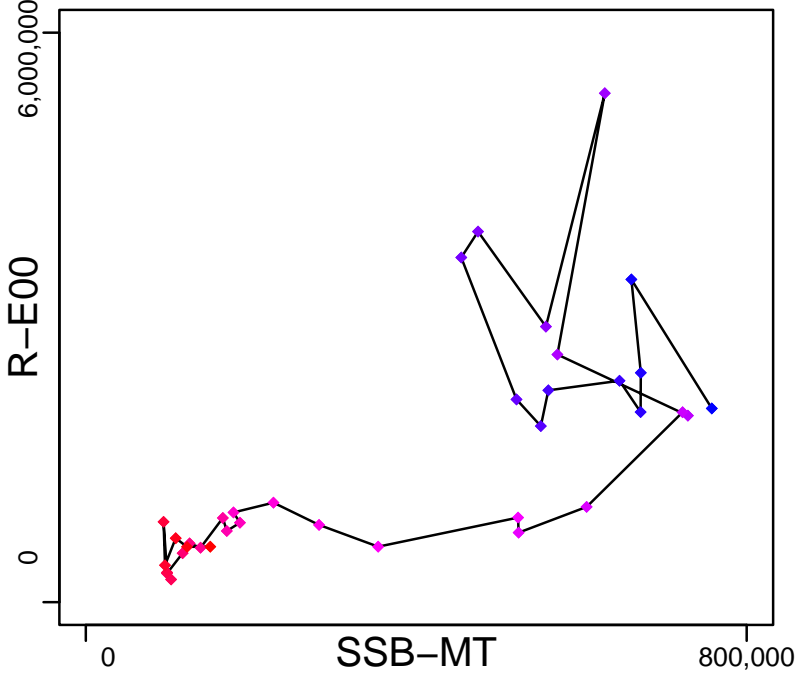
Kobe MSYpref (1985–2020–Quiroz)



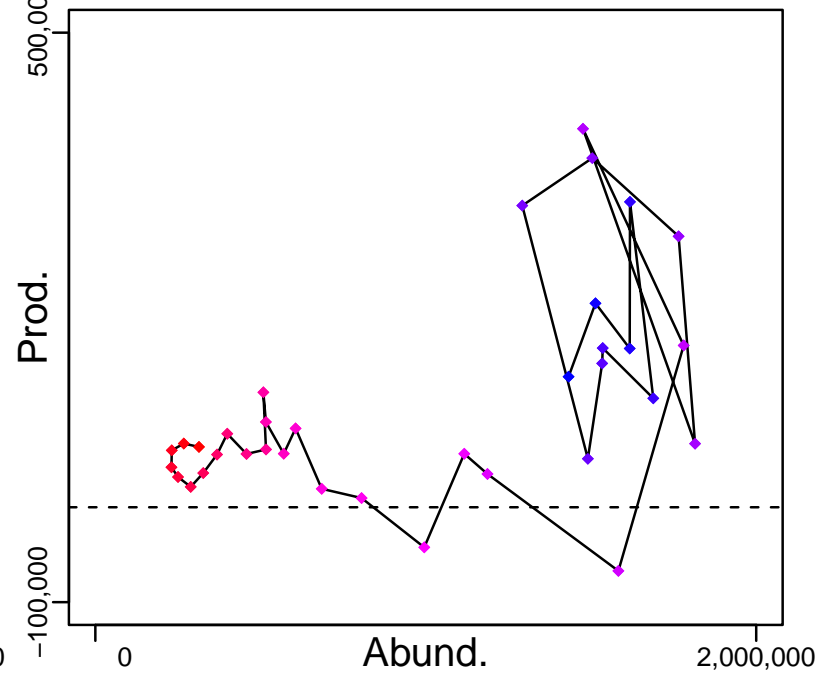
Kobe MGTpref (1985–2020–Quiroz)



Spawner Recruit (1985–2020–Quiroz)



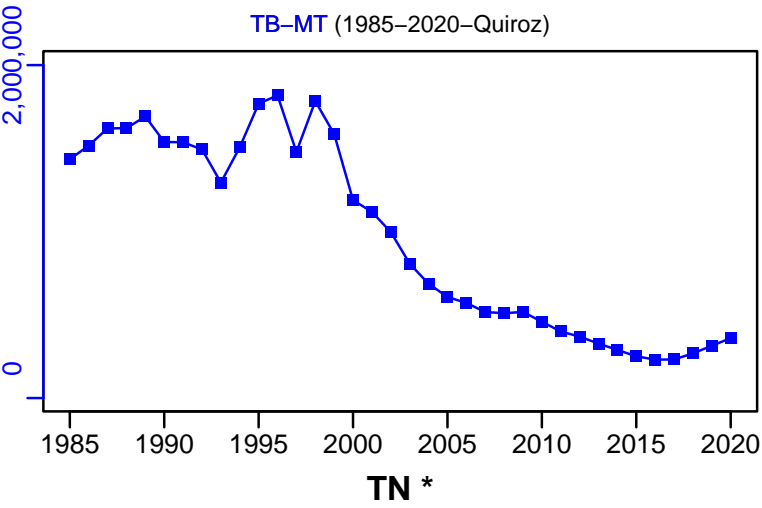
Production (1985–2020–Quiroz)



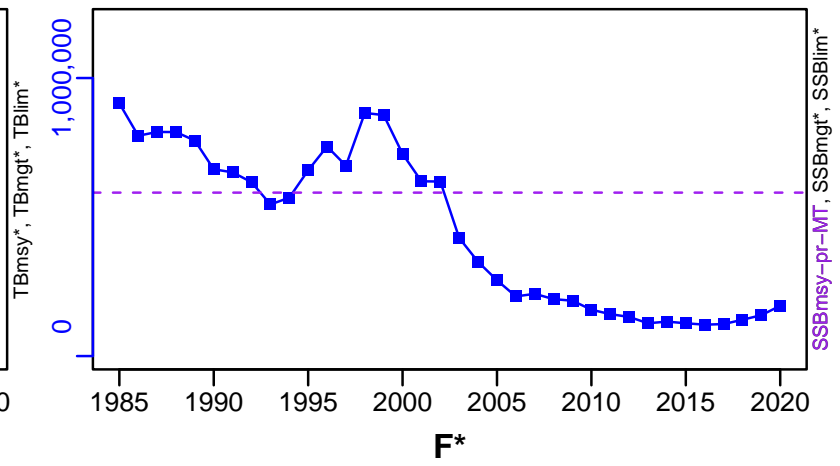
◆ Start Year ◆ End Year * No Data

Patagonian grenadier Central–Southern Chile [PATGRENIERCH]


TB–MT (1985–2020–Quiroz)




SSB–MT (1985–2020–Quiroz)



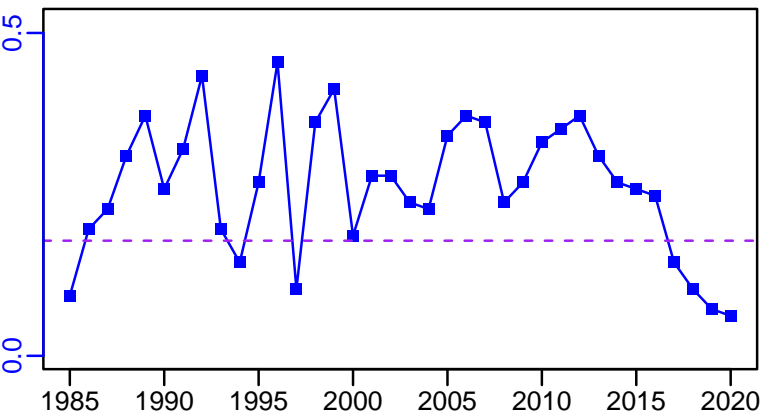
TN *



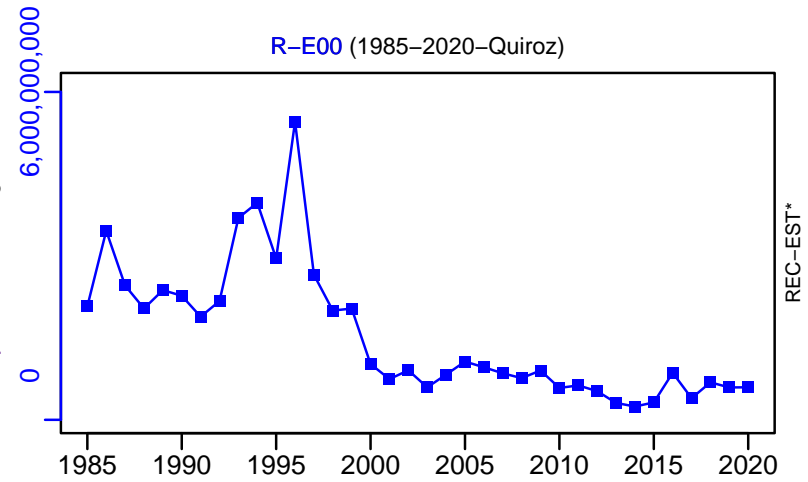
F*



ER–ratio (1985–2020–Quiroz)

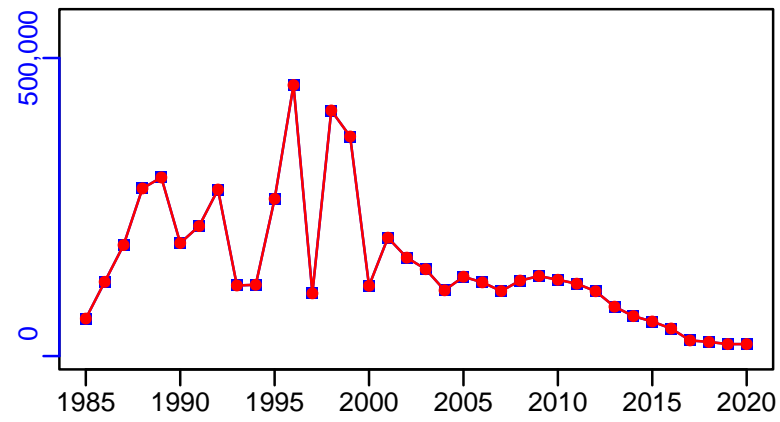


R–E00 (1985–2020–Quiroz)

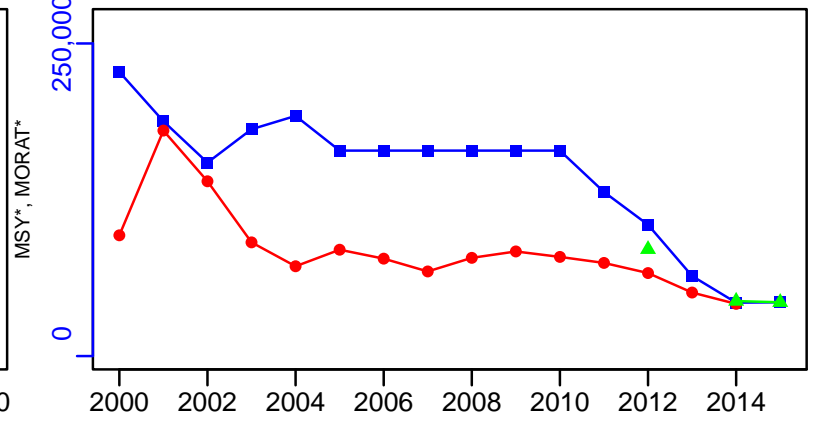


Patagonian grenadier Central–Southern Chile [PATGRENADIERCH]

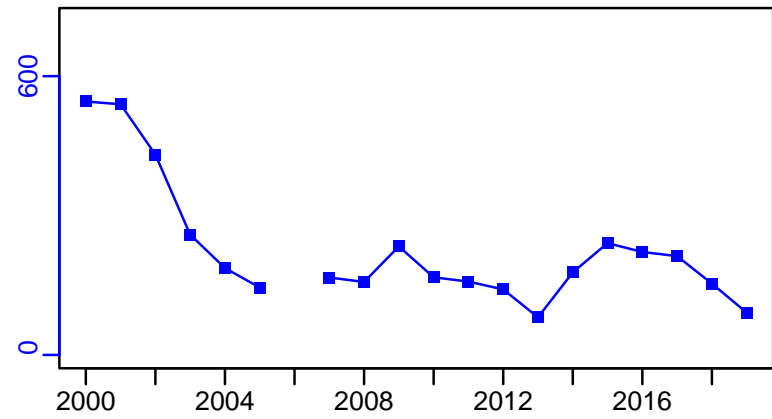
TC–MT, TL–MT, RecC* (1985–2020–Quiroz)



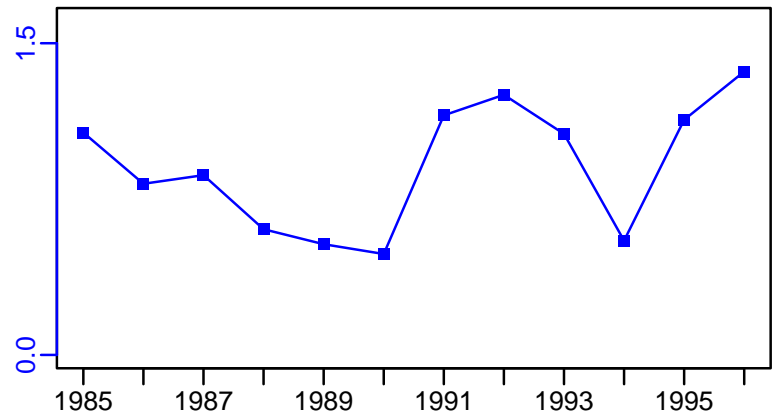
TAC–MT, Cpair–MT, Cadvised–MT (1985–2020–Quiroz)



survB_absolute–MT (1985–2020–Quiroz)



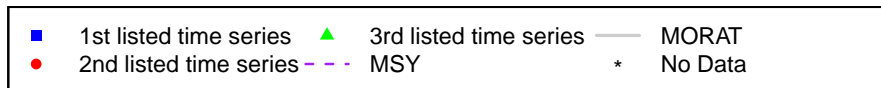
CPUE–1–index (1985–2020–Quiroz)



EFFORT*



CdivMSY*



Patagonian grenadier Southern Argentina [PATGRENADIERSARG]

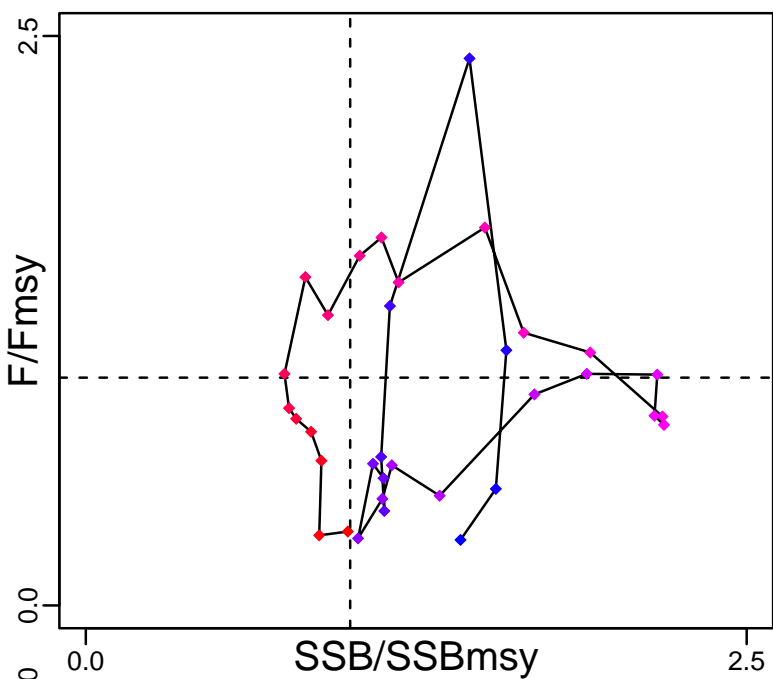
Metadata	
Scientific Name	Macruronus magellanicus
Current Assess ID	INIDEP-PATGRENADIERSARG-1983-2019-Parma
Area	Southern Argentina
Management Authority	Consejo Federal Pesquero, Argentina national management
Assessor	Instituto Nacional de Investigacion y Desarrollo Pesquero
Asmts in RAM	2006, 2015, 2019

Reference Points			
Type	ID	Asmt Year	Value
TBmsy	TBmsy-MT	2006	642,031
SSBmsy	SSBmsy-MT	2019	278,120
Fmsy	Fmsy-1/yr	2019	0.299
ERmsy	ERmsy-ratio	2006	0.206
TBmgt	-	-	-
SSBmgt	SSBmgt-MT	2019	198,474
Fmgt	Fmgt-1/yr	2019	0.215
ERmgt	-	-	-
TB0	-	-	-
SSB0	SSB0-MT	2019	496,186
MSY	MSY-MT	2019	78,761
M	M-1/yr	2019	0.35
TBlim	TBlim-MT	2006	415,041
SSBlim	-	-	-
Flim	-	-	-
ERlim	-	-	-

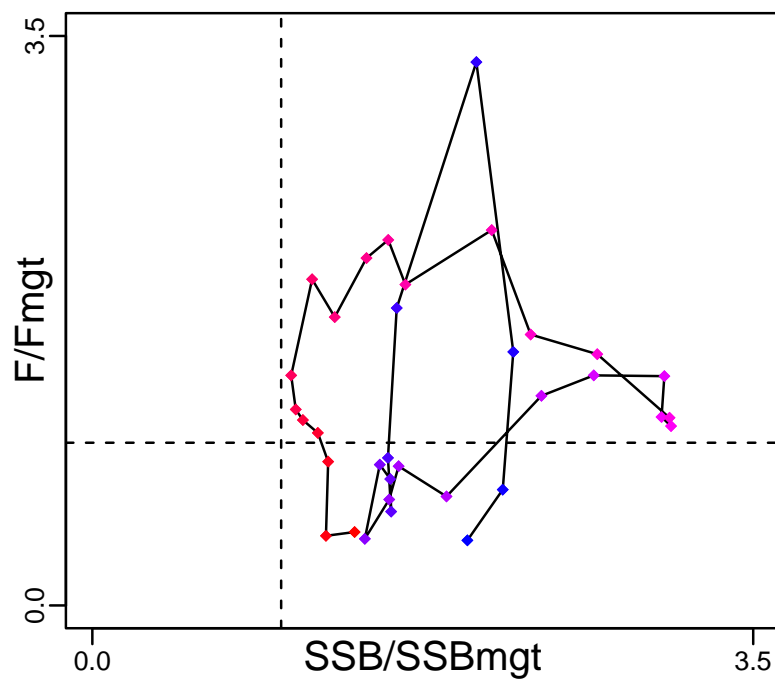
Time Series					
Type	ID	Asmt Year	Curr Value	Sex	Age
TB	TB-MT	2019	686,905	-	1+
SSB	SSB-MT	2019	275,663	-	2+
TN	-	-	-	-	-
R	R-E00	2019	239,478,000	-	1
F	F-1/yr	2019	0.097	-	3-11+
ER	ER-calc-ratio	2019	0.062	-	-
TC	TC-MT	2019	50,000		
TL	-	-	-		
TB/TBmsy	TB-MT/TBmsy-MT	2006	2.149		
SSB/SSBmsy	SSB-MT/SSBmsy-MT	2019	0.991		
F/Fmsy	F-1/yr/Fmsy-1/yr	2019	0.324		
ER/ERmsy	ER-ratio/ERmsy-ratio	2006	0.534		
TB/TBmgt	-	-	-		
SSB/SSBmgt	SSB-MT/SSBmgt-MT	2019	1.389		
F/Fmgt	F-1/yr/Fmgt-1/yr	2019	0.451		
ER/ERmgt	-	-	-		

Patagonian grenadier Southern Argentina [PATGRENADIERSARG]

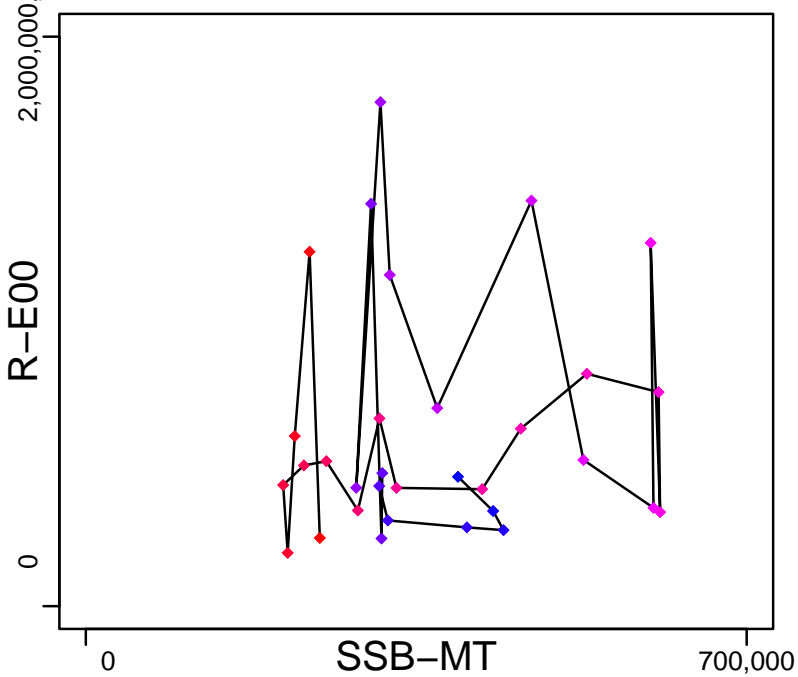
Kobe MSYpref (1983–2019–Parma)



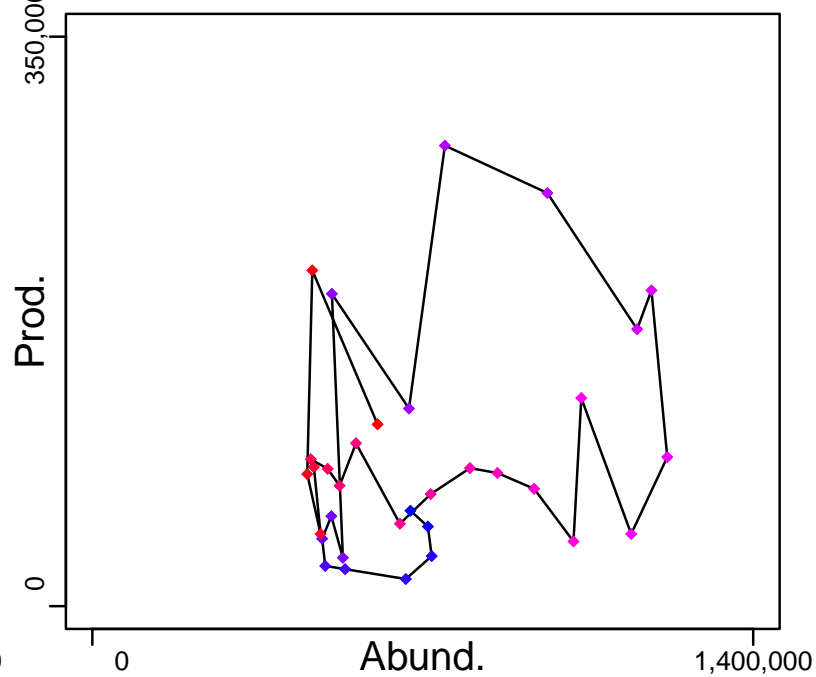
Kobe MGTpref (1983–2019–Parma)



Spawner Recruit (1983–2019–Parma)

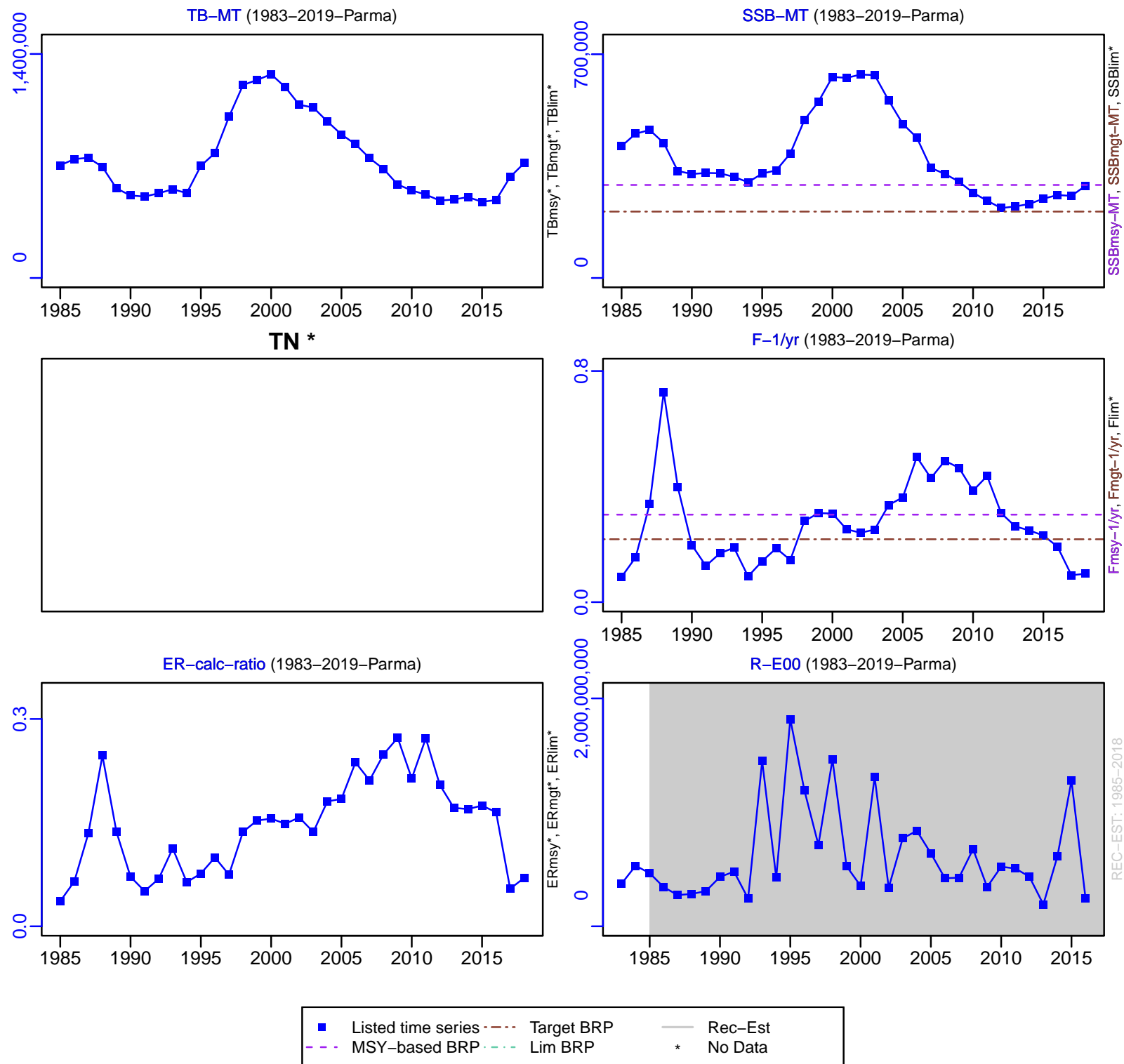


Production (1983–2019–Parma)



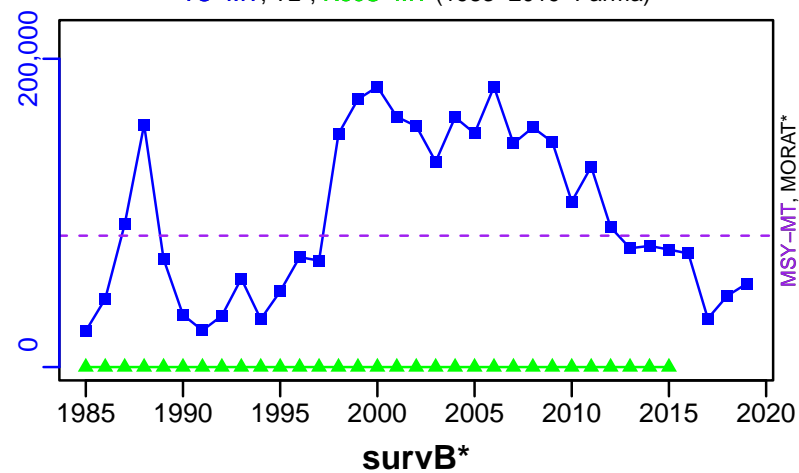
◆ Start Year ◆ End Year * No Data

Patagonian grenadier Southern Argentina [PATGRENADIERSARG]

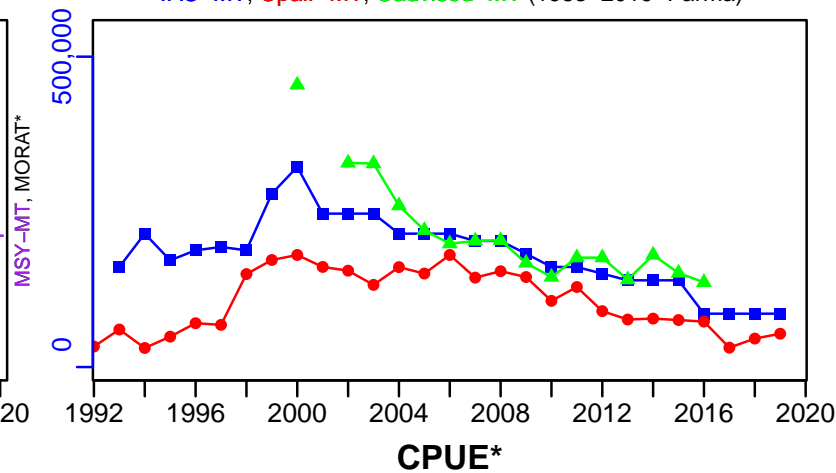


Patagonian grenadier Southern Argentina [PATGRENADIERSARG]


TC-MT, TL*, RecC-MT (1983-2019-Parma)



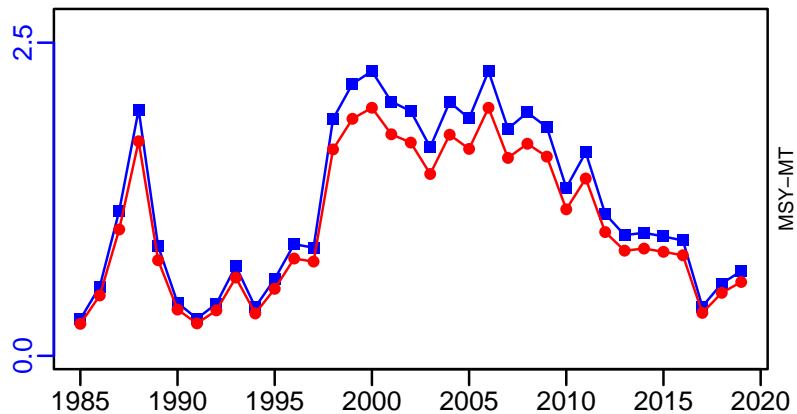
TAC-MT, Cpair-MT, Cadvised-MT (1983-2019-Parma)



EFFORT*



TC-MT/MSY-MT, CdivMEANC-ratio, (1983-2019-Parma)



■ 1st listed time series ▲ 3rd listed time series — MORAT
● 2nd listed time series - - - MSY * No Data

Pink cusk eel Southern Argentina [PCEELARGS]

Metadata	
Scientific Name	Genypterus blacodes
Current Assess ID	INIDEP-PCEELARGS-1979-2014-CORDO
Area	Southern Argentina
Management Authority	Consejo Federal Pesquero, Argentina national management
Assessor	Instituto Nacional de Investigacion y Desarrollo Pesquero
Asmts in RAM	2014

Reference Points			
Type	ID	Asmt Year	Value
TBmsy	-	-	-
SSBmsy	-	-	-
Fmsy	-	-	-
ERmsy	-	-	-
TBmgt	-	-	-
SSBmgt	SSBmgt-MT	2014	110,823
Fmgt	-	-	-
ERmgt	-	-	-
TB0	-	-	-
SSB0	-	-	-
MSY	MSY-MT	2014	11,700
M	M-1/yr	2014	0.2
TBlim	-	-	-
SSBlim	SSBlim-MT	2014	73,882
Flim	-	-	-
ERlim	-	-	-

Time Series					
Type	ID	Asmt Year	Curr Value	Sex	Age
TB	TB-MT	2014	91,600	-	-
SSB	SSB-MT	2014	48,000	Both	-
TN	-	-	-	-	-
R	R-E00	2014	24,000	Both	1
F	F-1/yr	2014	0.139	-	-
ER	ER-calc-ratio	2014	0.117	-	-
TC	TC-MT	2014	9480		
TL	-	-	-		
TB/TBmsy	-	-	-		
SSB/SSBmsy	-	-	-		
F/Fmsy	-	-	-		
ER/ERmsy	-	-	-		
TB/TBmgt	-	-	-		
SSB/SSBmgt	SSB-MT/SSBmgt-MT	2014	0.433		
F/Fmgt	-	-	-		
ER/ERmgt	-	-	-		

Pink cusk eel Southern Argentina [PCEELARGS]

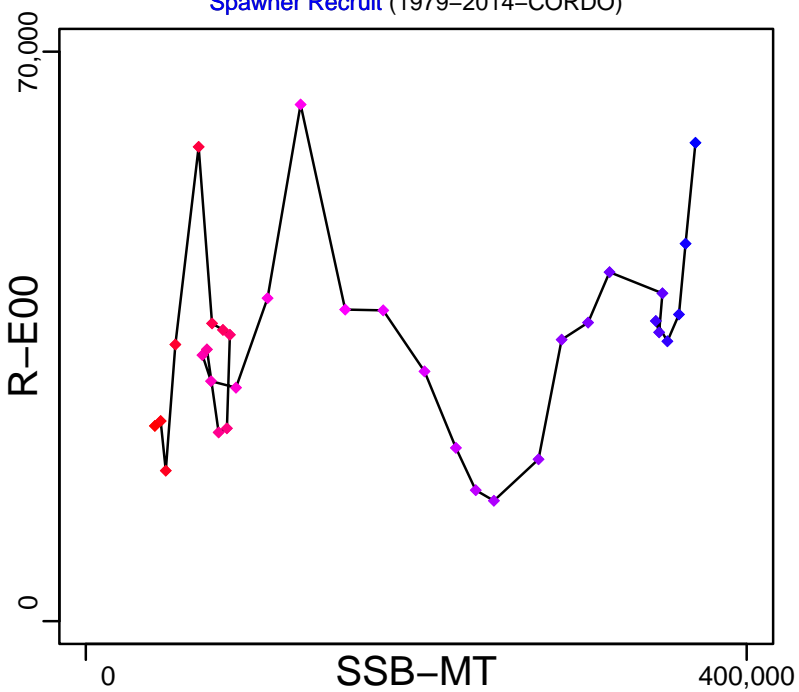
Kobe MSY*



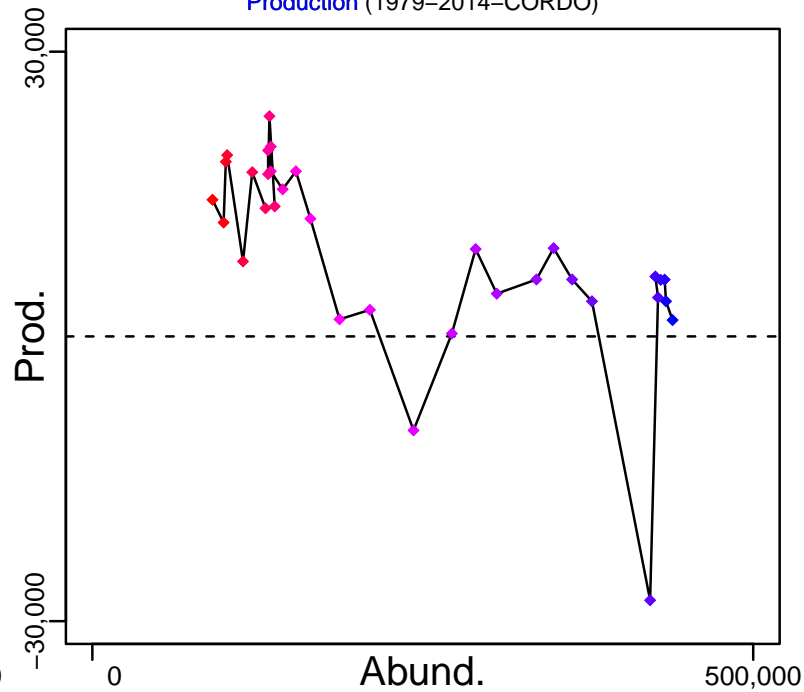
Kobe MGT*



Spawner Recruit (1979–2014–CORDO)



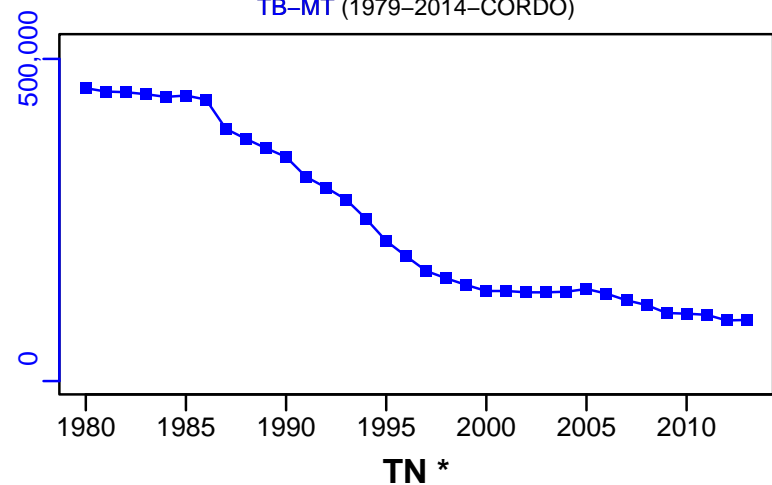
Production (1979–2014–CORDO)



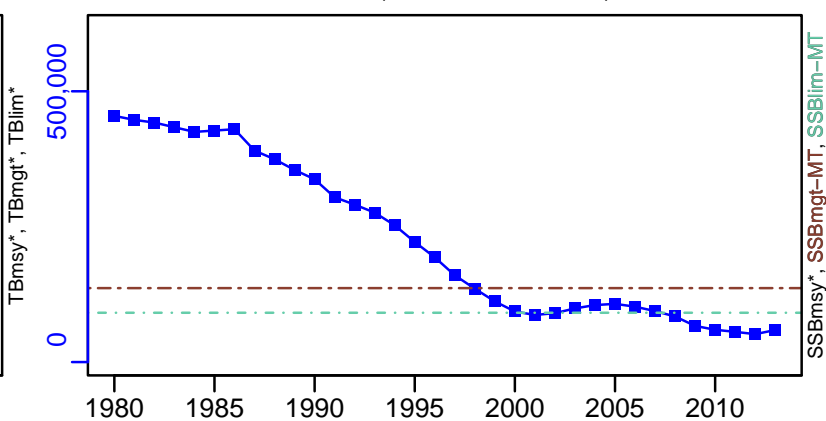
◆ Start Year ◆ End Year * No Data

Pink cusk eel Southern Argentina [PCEELARGS]

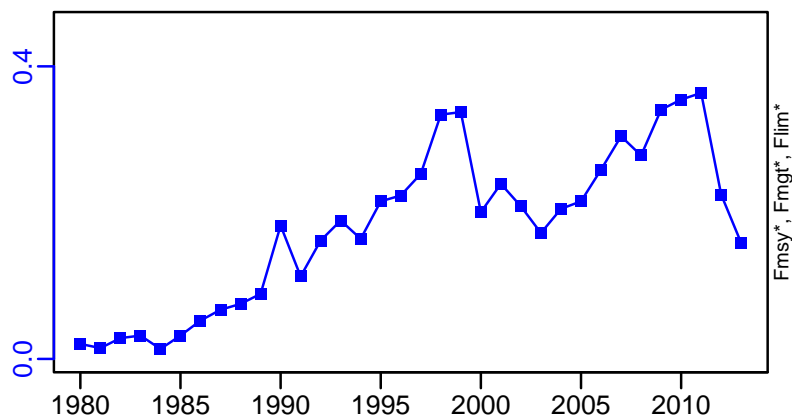
TB-MT (1979–2014–CORDO)



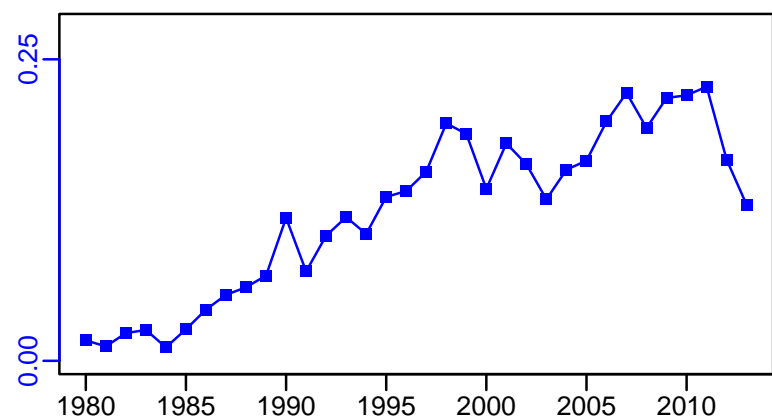
SSB-MT (1979–2014–CORDO)



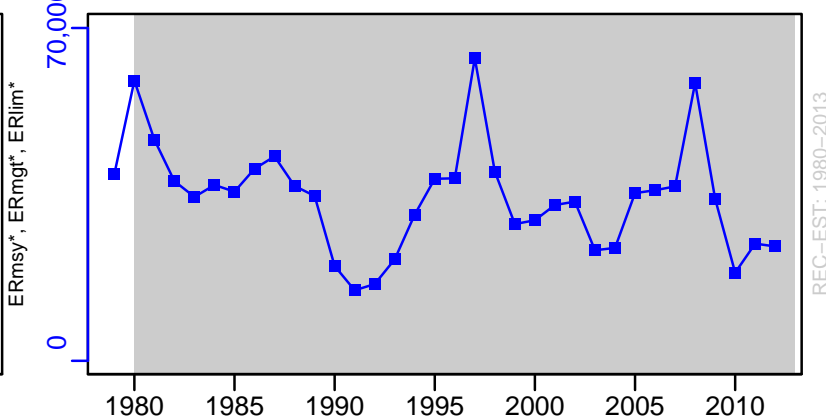
F-1/yr (1979–2014–CORDO)



ER-calc-ratio (1979–2014–CORDO)

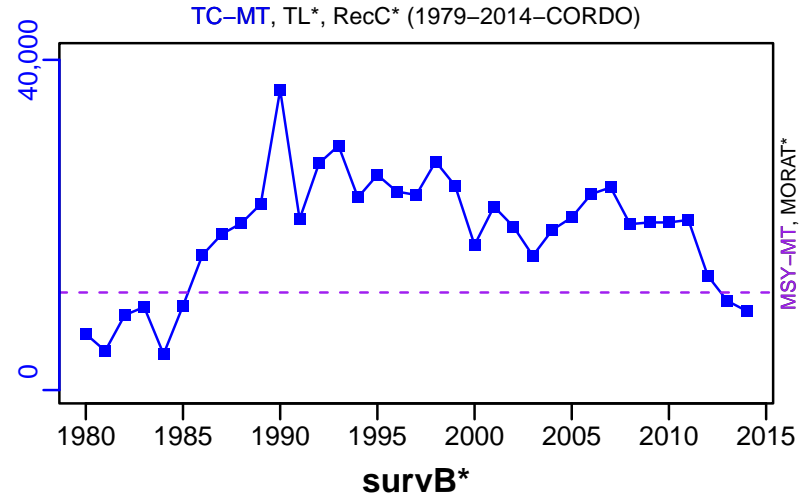


R-E00 (1979–2014–CORDO)

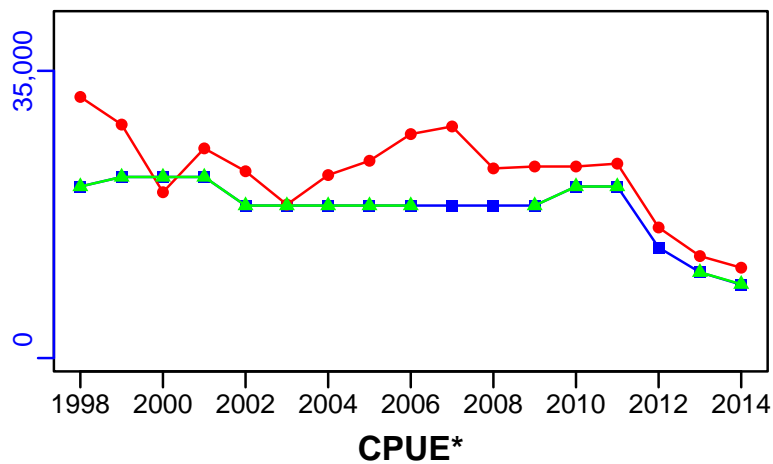


Pink cusk eel Southern Argentina [PCEELARGS]


TC-MT, TL*, RecC* (1979-2014-CORDO)



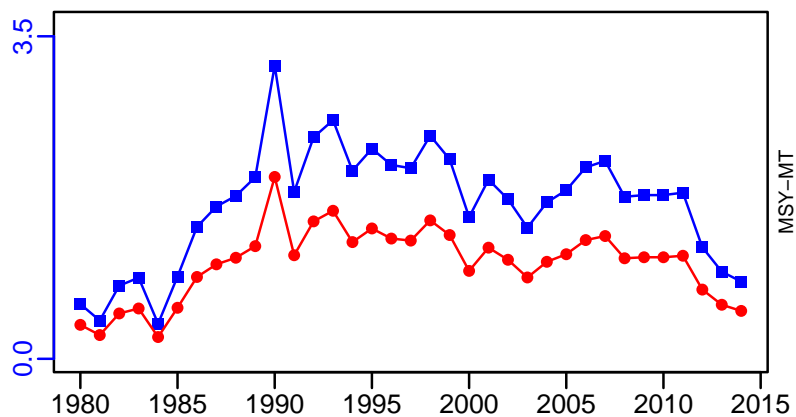
TAC-MT, Cpair-MT, Cadvised-MT (1979-2014-CORDO)



EFFORT*



TC-MT/MSY-MT, CdivMEANC-ratio, (1979-2014-CORDO)



■ 1st listed time series ▲ 3rd listed time series — MORAT
● 2nd listed time series - - - MSY * No Data

Pink cusk eel Central-Southern Chile [PCEELCSCH]

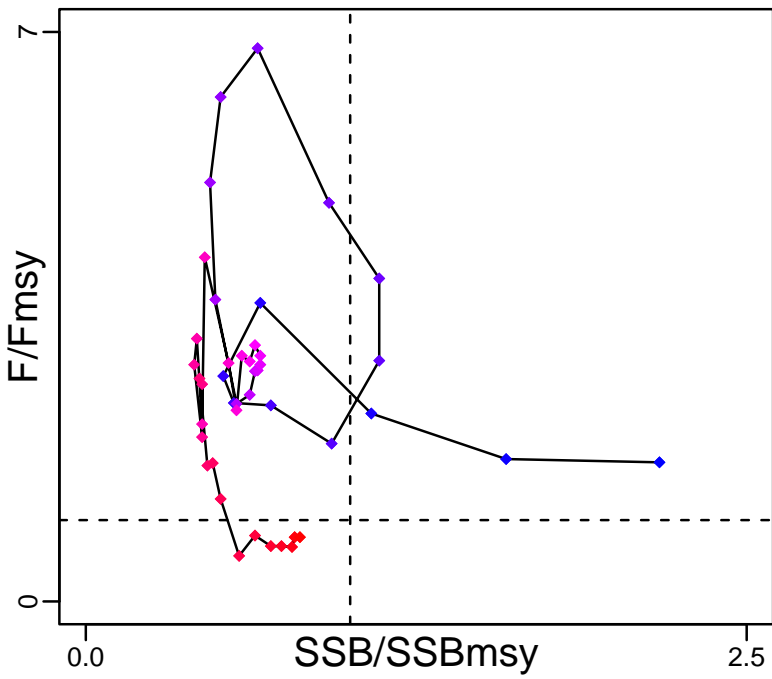
Metadata	
Scientific Name	Genypterus blacodes
Current Assess ID	IFOPCH-PCEELCSCH-1978-2020-Quiroz
Area	Central-Southern Chile
Management Authority	Subsecretaria de Pesca
Assessor	Instituto de Fomento Pesquero - Chilean Fisheries Development Institute
Asmts in RAM	2015, 2020

Reference Points			
Type	ID	Asmt Year	Value
TBmsy	-	-	-
SSBmsy	SSBmsy-pr-MT	2020	8066
Fmsy	Fmsy-extr-1/yr	2020	0.157
ERmsy	-	-	-
TBmgt	-	-	-
SSBmgt	SSBmgt-MT	2020	8067
Fmgt	-	-	-
ERmgt	-	-	-
TB0	-	-	-
SSB0	SSB0-MT	2020	20,167
MSY	-	-	-
M	M-1/yr	2015	0.27
TBlim	-	-	-
SSBlim	SSBlim-MT	2015	3746
Flim	-	-	-
ERlim	-	-	-

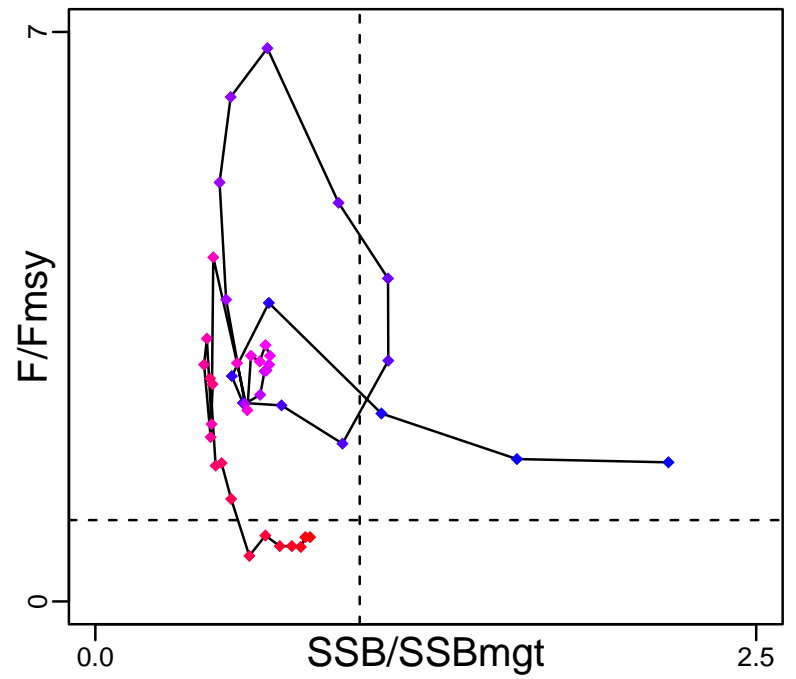
Time Series					
Type	ID	Asmt Year	Curr Value	Sex	Age
TB	TB-MT	2020	23,267	Both	-
SSB	SSB-MT	2020	6552	Both	-
TN	-	-	-	-	-
R	R-E00	2020	5544	Both	-
F	F-1/yr	2020	0.13	Both	-
ER	ER-calc-ratio	2020	0.043	-	-
TC	-	-	-		
TL	TL-MT	2020	989		
TB/TBmsy	-	-	-		
SSB/SSBmsy	SSBdivSSBmsy-dimensionless	2020	0.81		
F/Fmsy	FdivFmsy-dimensionless	2020	0.79		
ER/ERmsy	-	-	-		
TB/TBmgt	-	-	-		
SSB/SSBmgt	SSB-MT/SSBmgt-MT	2020	0.812		
F/Fmgt	-	-	-		
ER/ERmgt	-	-	-		

Pink cusk eel Central–Southern Chile [PCEELCSCH]

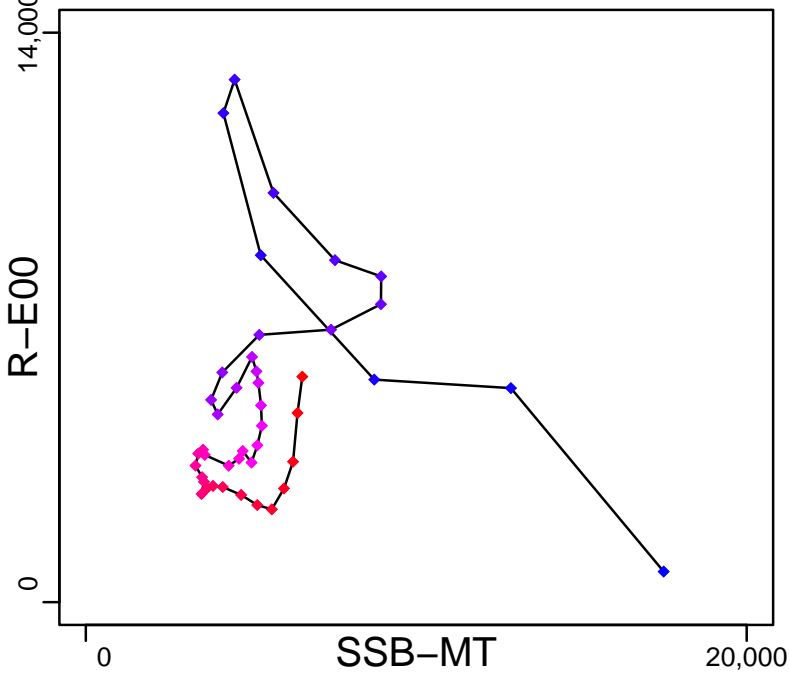
Kobe MSYpref (1978–2020–Quiroz)



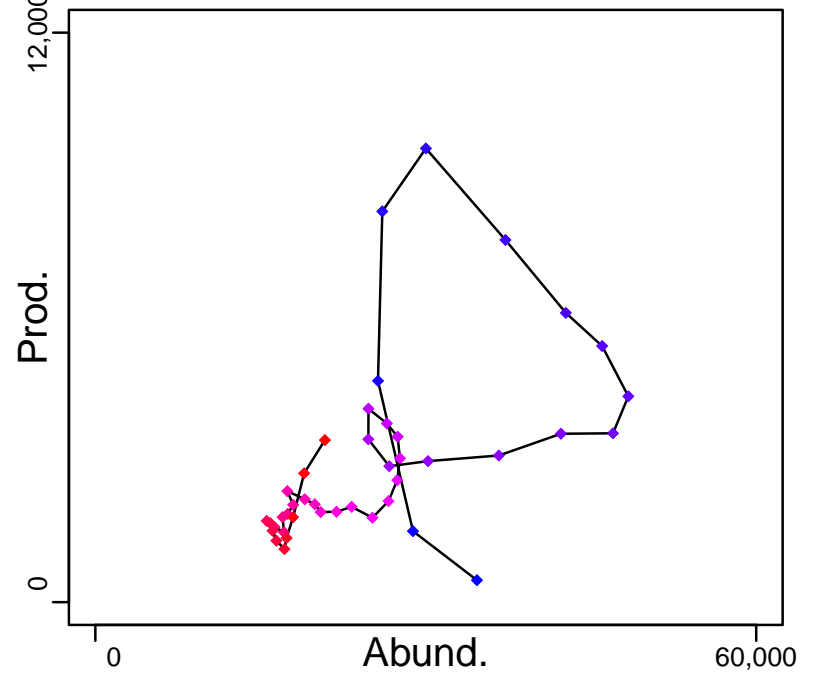
Kobe MGTpref (1978–2020–Quiroz)



Spawner Recruit (1978–2020–Quiroz)



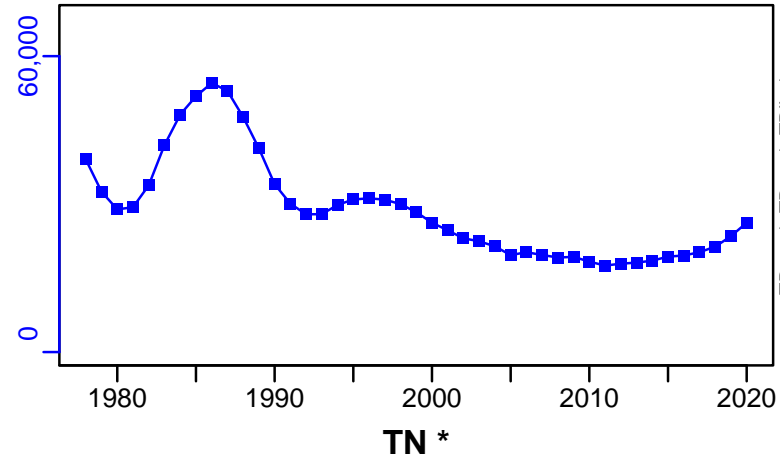
Production (1978–2020–Quiroz)



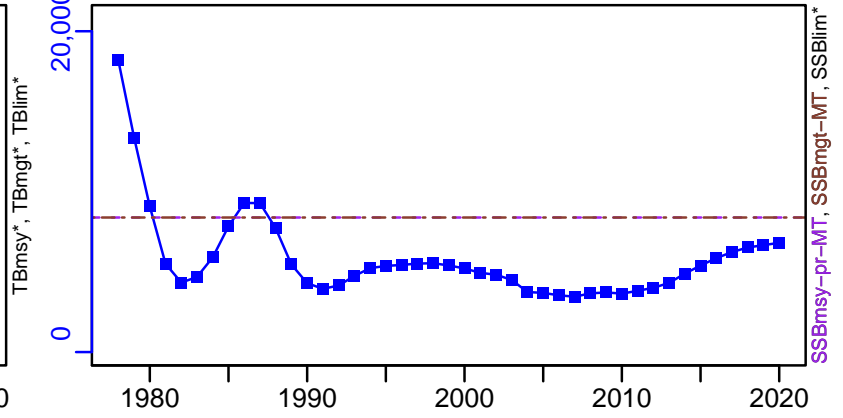
◆ Start Year ◆ End Year * No Data

Pink cusk eel Central–Southern Chile [PCEELCSCH]


TB–MT (1978–2020–Quiroz)



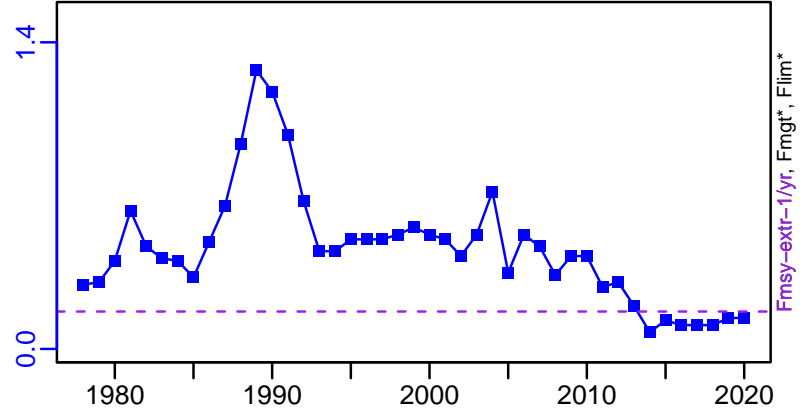
SSB–MT (1978–2020–Quiroz)



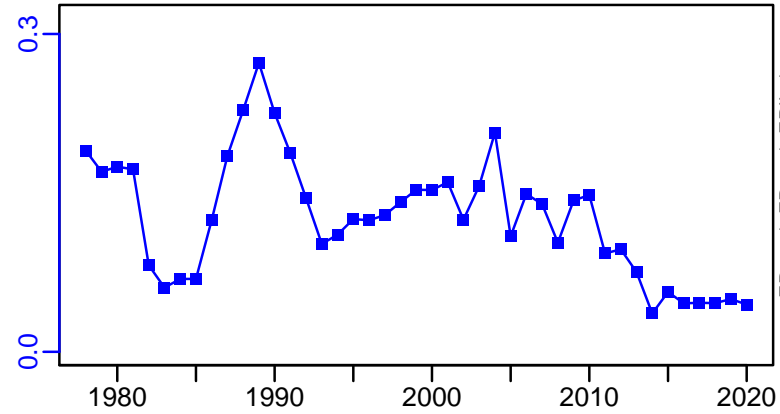
TN *



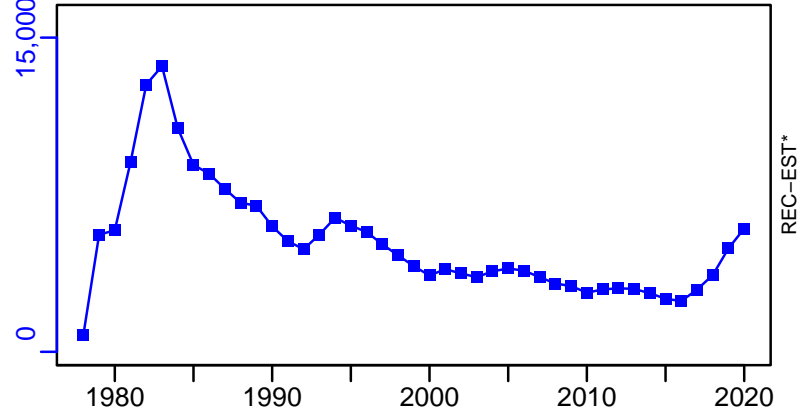
F–1/yr (1978–2020–Quiroz)



ER–calc–ratio (1978–2020–Quiroz)

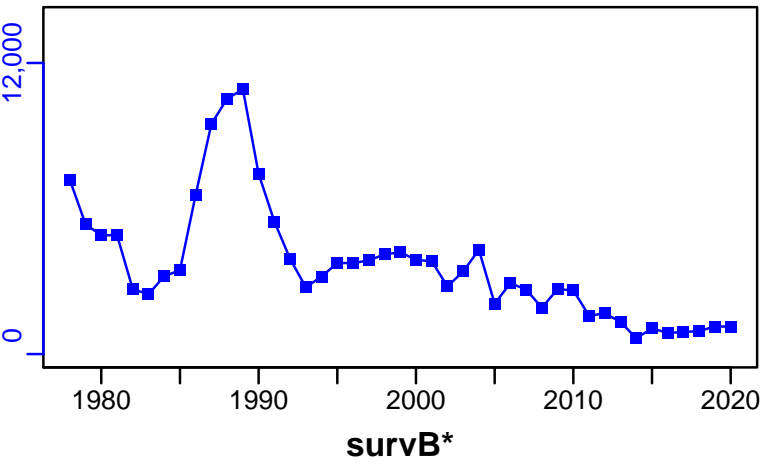


R–E00 (1978–2020–Quiroz)

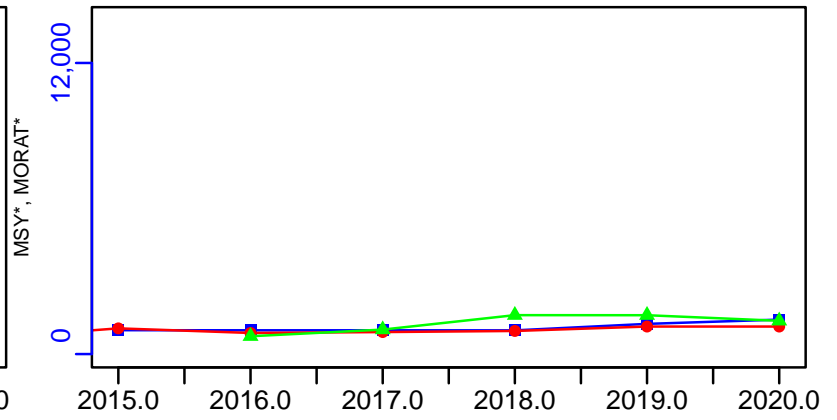


Pink cusk eel Central–Southern Chile [PCEELCSCH]

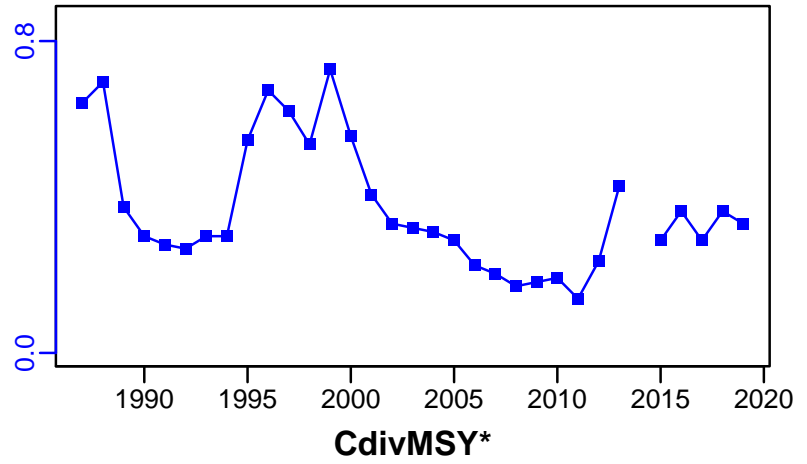
TL–MT, TC*, RecC* (1978–2020–Quiroz)




TAC–MT, Cpair–MT, Cadvised–MT (1978–2020–Quiroz)




CPUE–index (1978–2020–Quiroz)



EFFORT*



CdivMSY*



■ 1st listed time series ▲ 3rd listed time series — MORAT
● 2nd listed time series - - - MSY * No Data

Pink cusk eel Southern Chile [PCEELSCH]

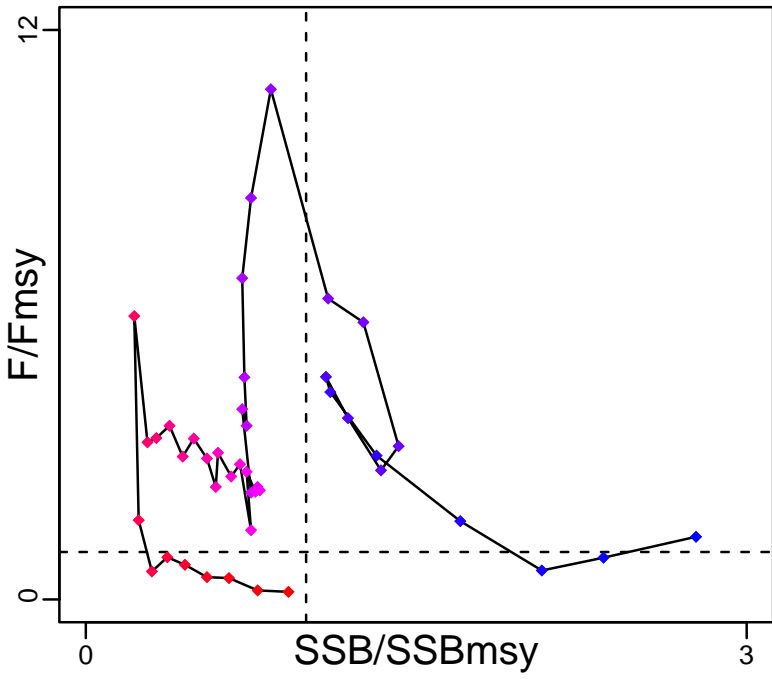
Metadata	
Scientific Name	Genypterus blacodes
Current Assess ID	IFOPCH-PCEELSCH-1978-2020-Quiroz
Area	Southern Chile
Management Authority	Subsecretaria de Pesca
Assessor	Instituto de Fomento Pesquero - Chilean Fisheries Development Institute
Asmts in RAM	2015, 2020

Reference Points			
Type	ID	Asmt Year	Value
TBmsy	-	-	-
SSBmsy	SSBmsy-pr-MT	2020	4450
Fmsy	Fmsy-extr-1/yr	2020	0.174
ERmsy	-	-	-
TBmgt	-	-	-
SSBmgt	SSBmgt-MT	2020	4450
Fmgt	-	-	-
ERmgt	-	-	-
TB0	-	-	-
SSB0	SSB0-MT	2020	11,125
MSY	-	-	-
M	M-1/yr	2015	0.23
TBlim	-	-	-
SSBlim	SSBlim-MT	2015	1825
Flim	-	-	-
ERlim	-	-	-

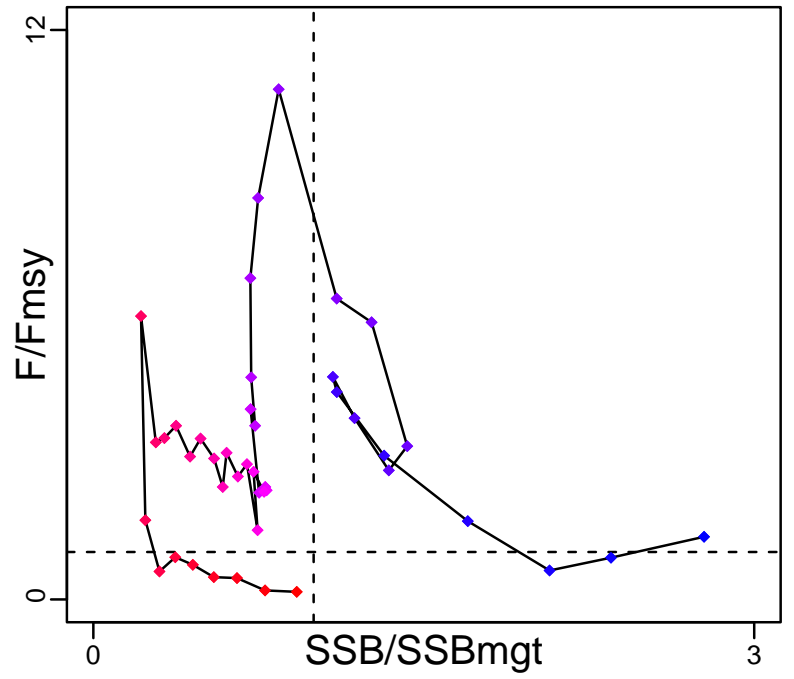
Time Series					
Type	ID	Asmt Year	Curr Value	Sex	Age
TB	TB-MT	2020	11,983	Both	-
SSB	SSB-MT	2020	4109	Both	-
TN	-	-	-	-	-
R	R-E00	2020	1860	Both	-
F	F-1/yr	2020	0.03	Both	-
ER	ER-calc-ratio	2020	0.01	-	-
TC	-	-	-		
TL	TL-MT	2020	117		
TB/TBmsy	-	-	-		
SSB/SSBmsy	SSBdivSSBmsy-dimensionless	2020	0.92		
F/Fmsy	FdivFmsy-dimensionless	2020	0.16		
ER/ERmsy	-	-	-		
TB/TBmgt	-	-	-		
SSB/SSBmgt	SSB-MT/SSBmgt-MT	2020	0.923		
F/Fmgt	-	-	-		
ER/ERmgt	-	-	-		

Pink cusk eel Southern Chile [PCEELSCH]

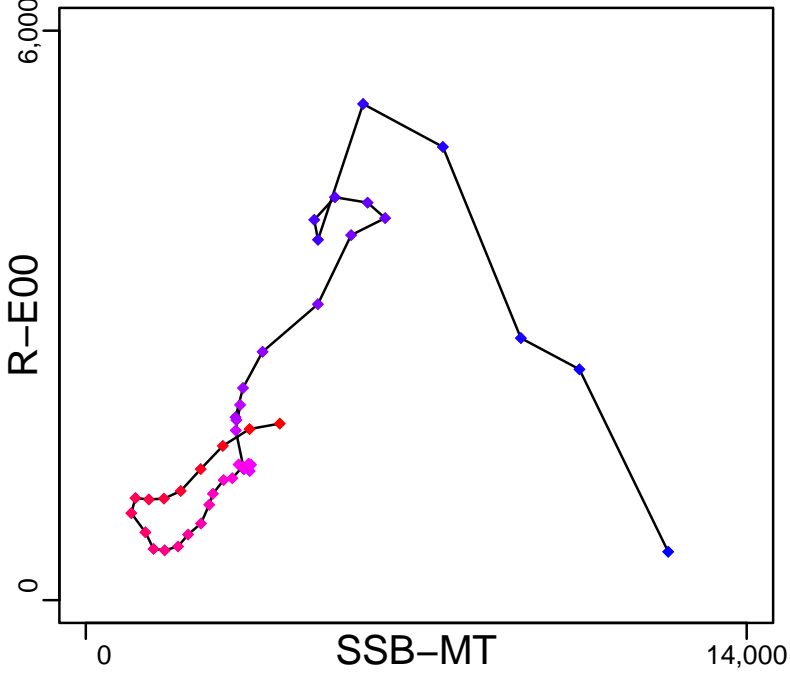
Kobe MSYpref (1978–2020–Quiroz)



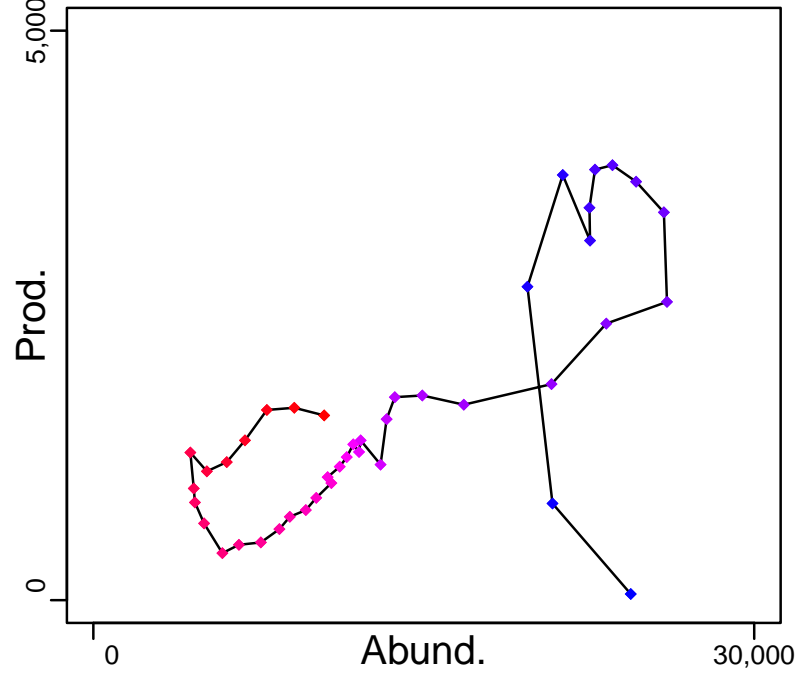
Kobe MGTpref (1978–2020–Quiroz)



Spawner Recruit (1978–2020–Quiroz)

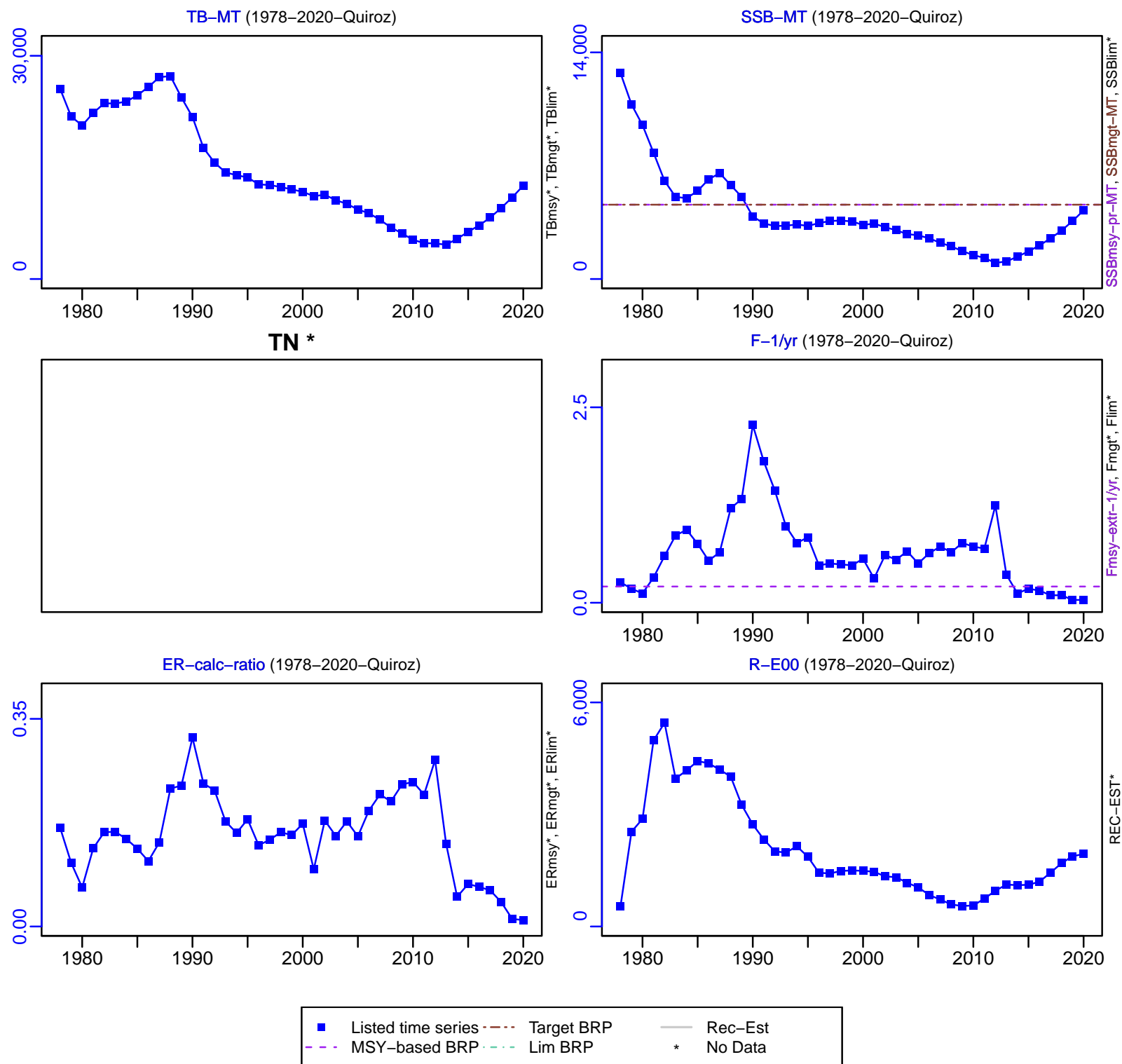


Production (1978–2020–Quiroz)



◆ Start Year ◆ End Year * No Data


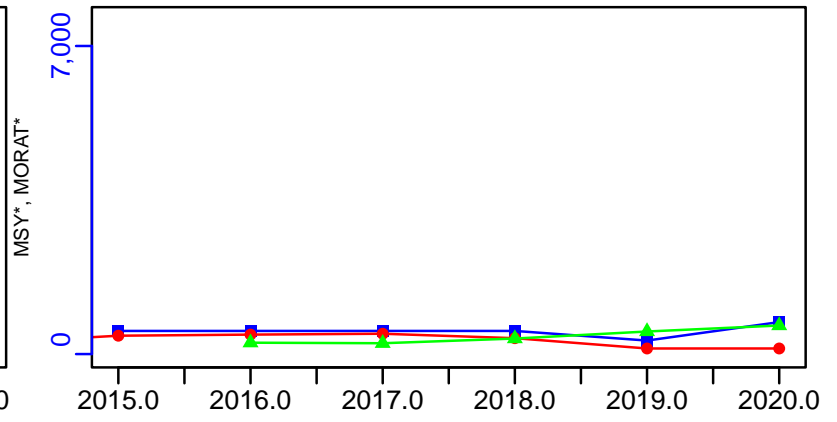
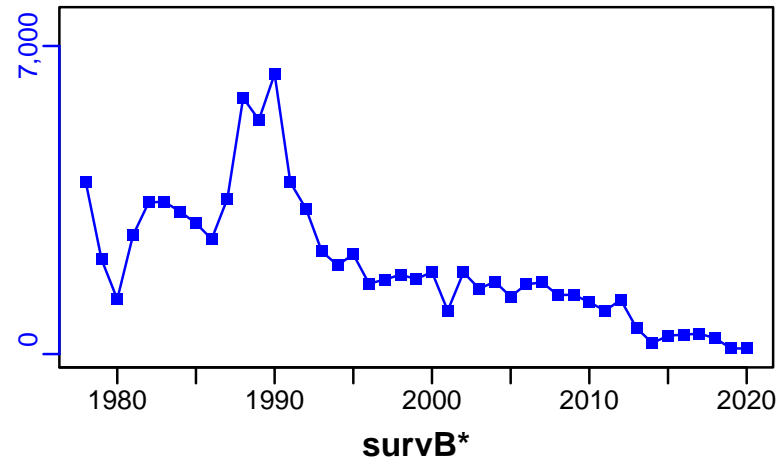
Pink cusk eel Southern Chile [PCEELSCH]



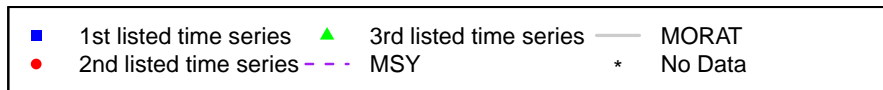
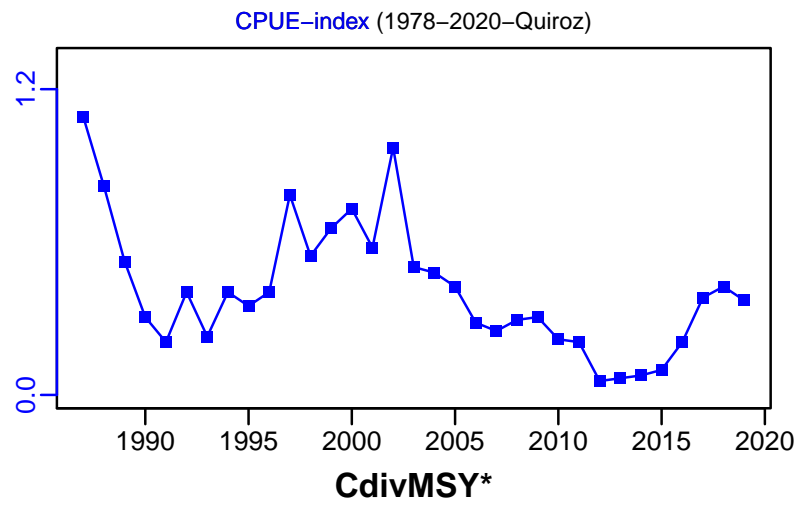
Pink cusk eel Southern Chile [PCEELSCH]

TL-MT, TC*, RecC* (1978–2020–Quiroz)

TAC-MT, Cpair-MT, Cadvised-MT (1978–2020–Quiroz)



EFFORT*



Patagonian toothfish South Chile Argentina [PTOOTHFISHCH]

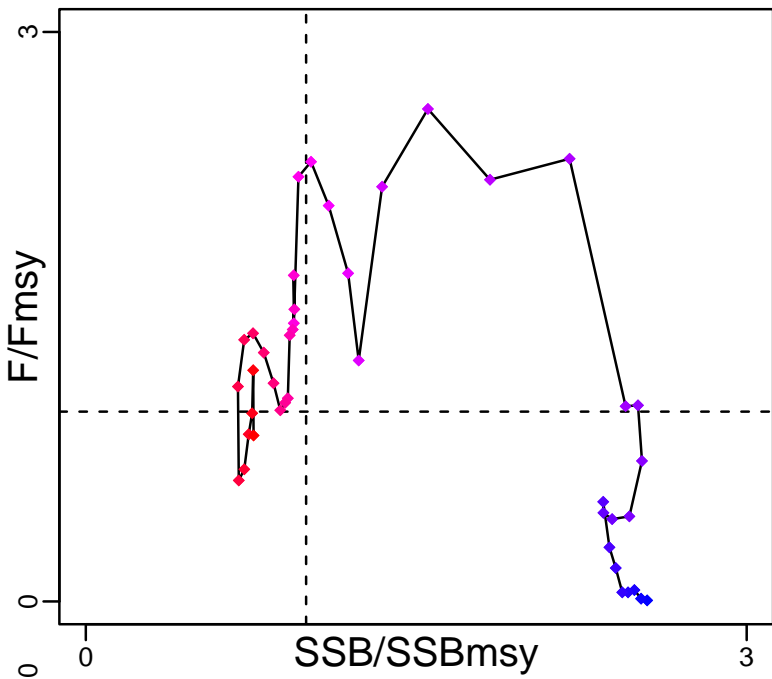
Metadata	
Scientific Name	Dissostichus eleginoides
Current Assess ID	IFP-PTOOTHFISHCH-1978-2019-Quiroz
Area	South Chile Argentina
Management Authority	Separate management by Chile (SUBPESCA) and Argentina (CFP)
Assessor	Instituto de Fomento Pesquero - Chilean Fisheries Development Institute
Asmts in RAM	2014, 2019, 2011

Reference Points			
Type	ID	Asmt Year	Value
TBmsy	-	-	-
SSBmsy	SSBmsy-extr-MT	2019	48,689
Fmsy	Fmsy-extr-1/yr	2019	0.061
ERmsy	-	-	-
TBmgt	-	-	-
SSBmgt	-	-	-
Fmgt	-	-	-
ERmgt	-	-	-
TB0	-	-	-
SSB0	-	-	-
MSY	-	-	-
M	M-1/yr	2014	0.15
TBlim	-	-	-
SSBlim	-	-	-
Flim	-	-	-
ERlim	-	-	-

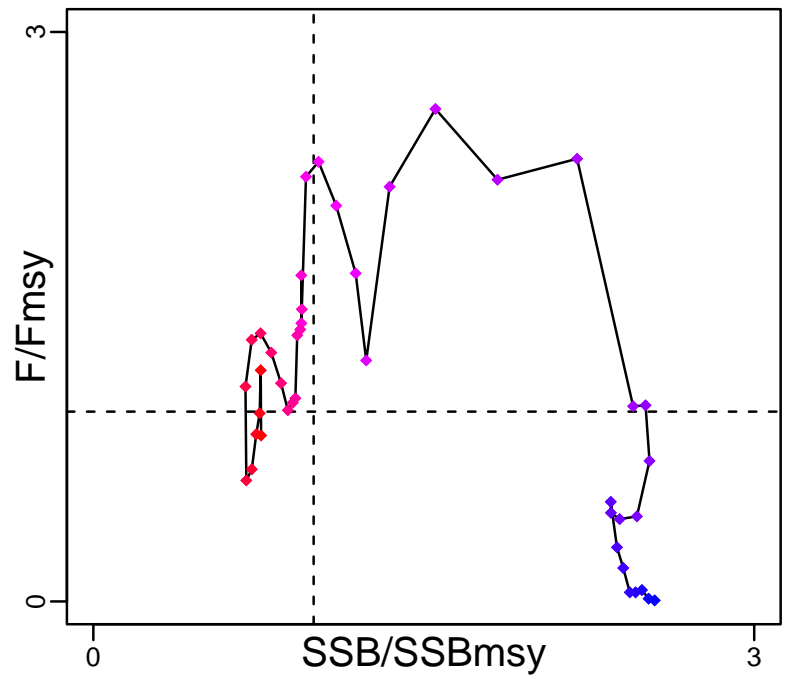
Time Series					
Type	ID	Asmt Year	Curr Value	Sex	Age
TB	TB-MT	2019	69,644	Both	-
SSB	SSB-MT	2019	36,836	Both	-
TN	-	-	-	-	-
R	R-E00	2019	2.676×10^9	Both	-
F	F-1/yr	2019	0.07	-	-
ER	ER-calc-ratio	2019	0.043	-	-
TC	TC-MT	2019	3024		
TL	TL-MT	2019	3024		
TB/TBmsy	-	-	-		
SSB/SSBmsy	SSBdivSSBmsy-dimensionless	2019	0.761		
F/Fmsy	FdivFmsy-dimensionless	2019	0.874		
ER/ERmsy	-	-	-		
TB/TBmgt	-	-	-		
SSB/SSBmgt	-	-	-		
F/Fmgt	-	-	-		
ER/ERmgt	-	-	-		

Patagonian toothfish South Chile Argentina [PTOOTHFISHCH]

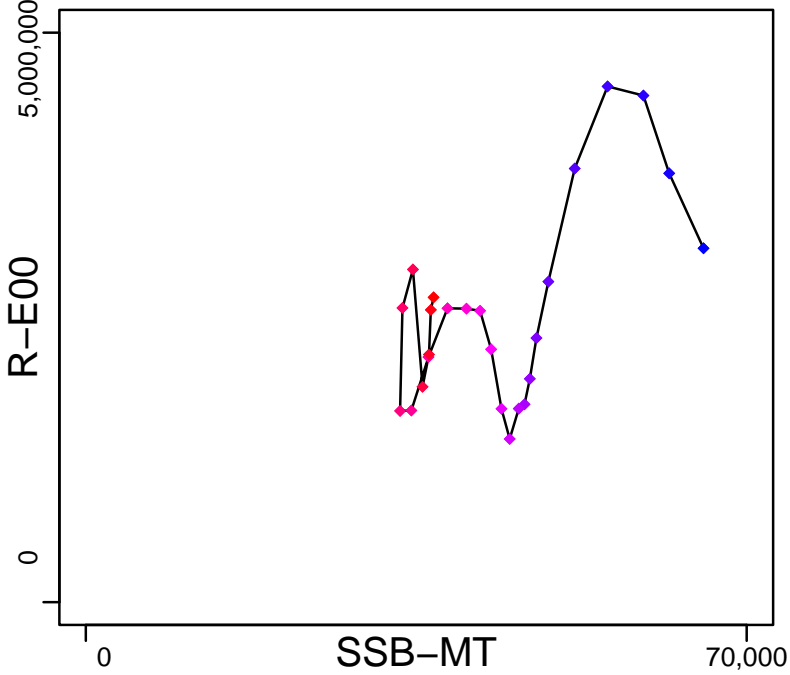
Kobe MSYpref (1978–2019–Quiroz)



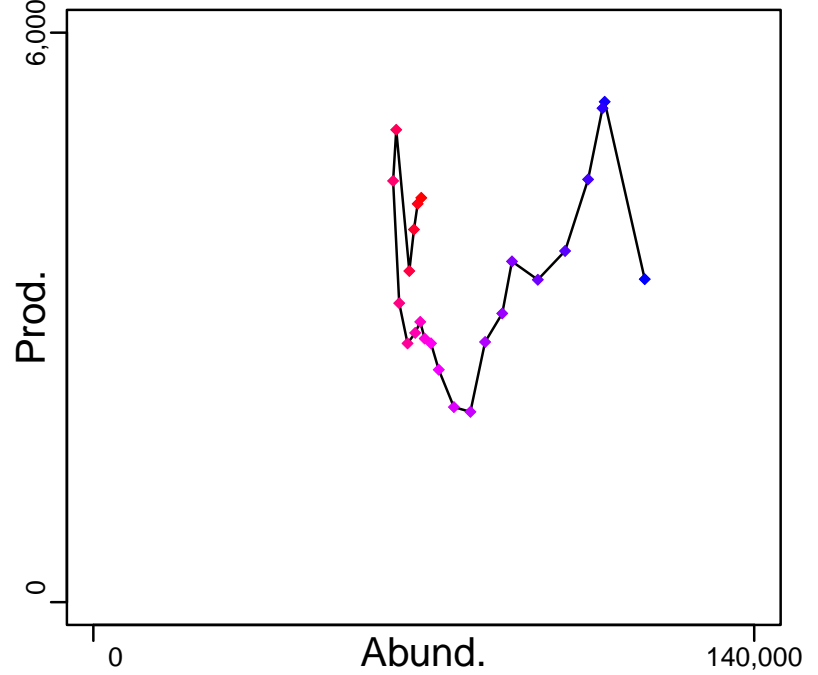
Kobe MGTpref (1978–2019–Quiroz)



Spawner Recruit (1978–2019–Quiroz)



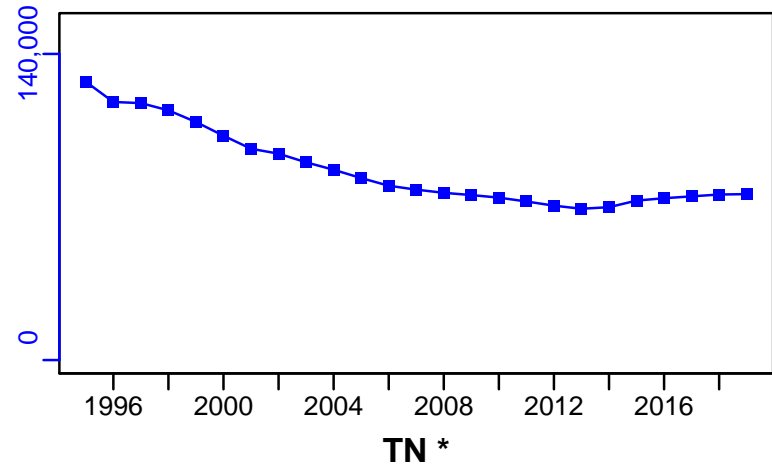
Production (1978–2019–Quiroz)




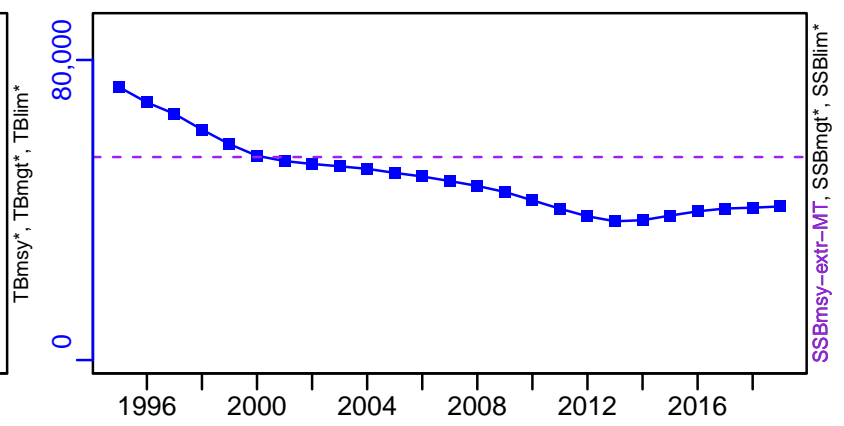
◆ Start Year ◆ End Year * No Data

Patagonian toothfish South Chile Argentina [PTOOTHFISHCH]

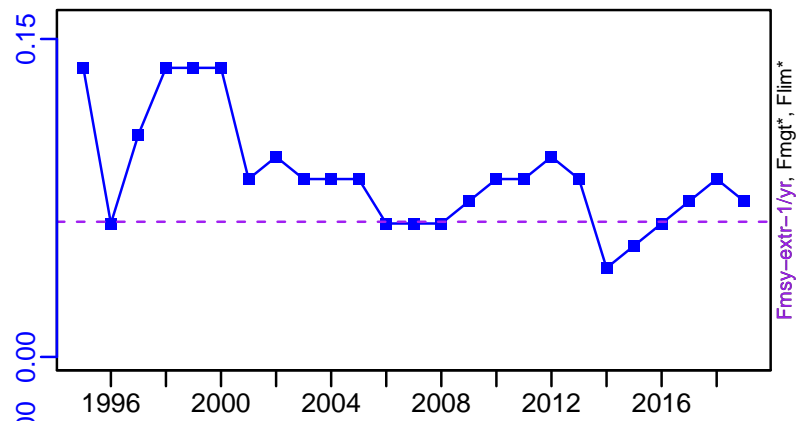
TB-MT (1978–2019–Quiroz)



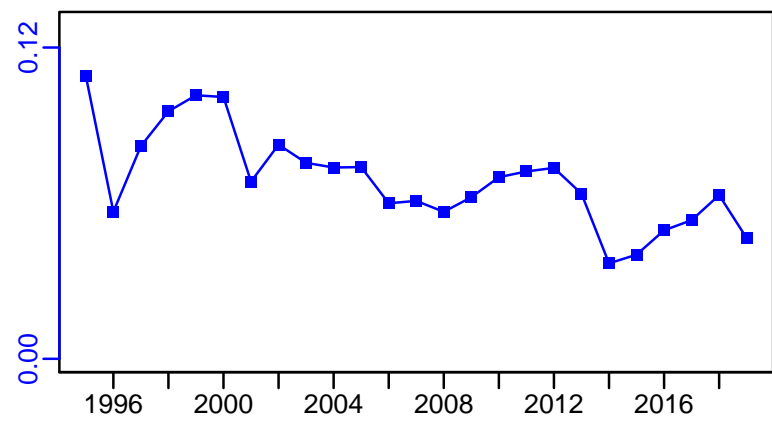
SSB-MT (1978–2019–Quiroz)



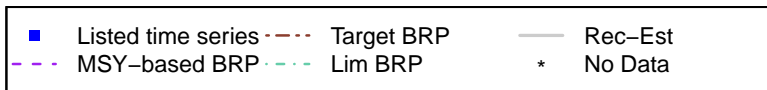
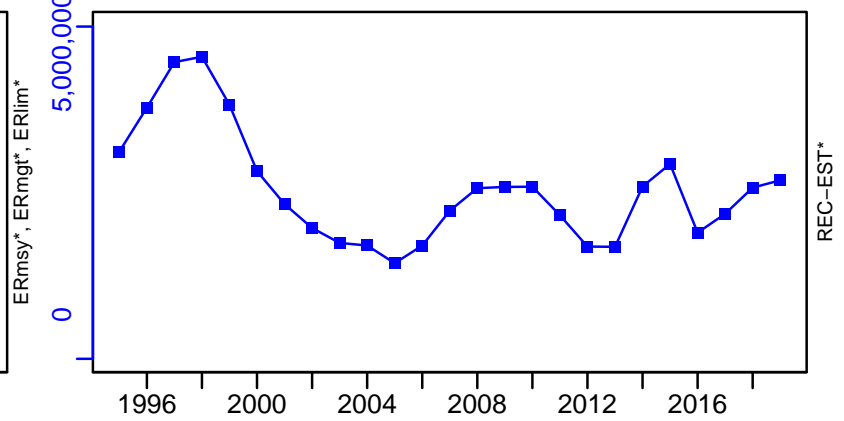
F-1/yr (1978–2019–Quiroz)



ER-calc-ratio (1978–2019–Quiroz)




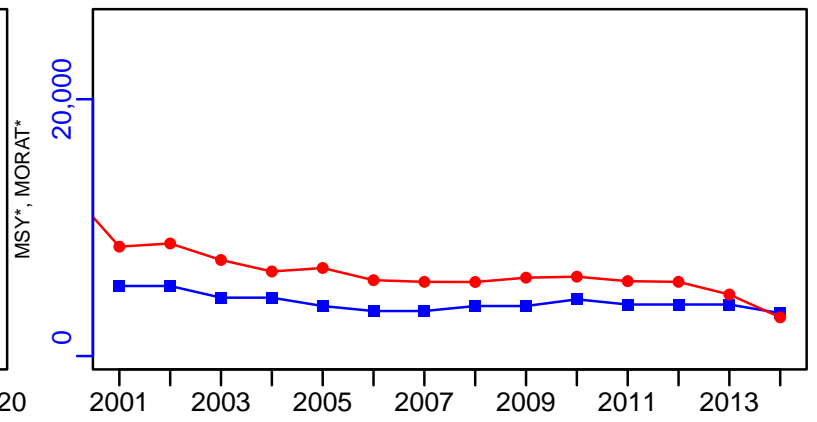
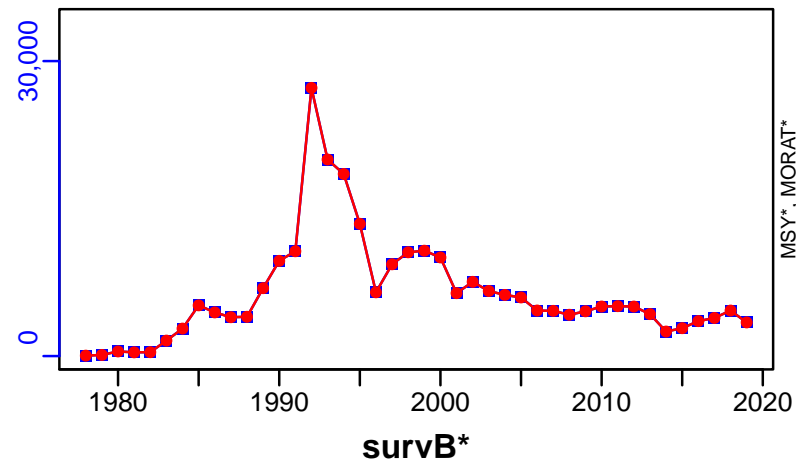
R-E00 (1978–2019–Quiroz)



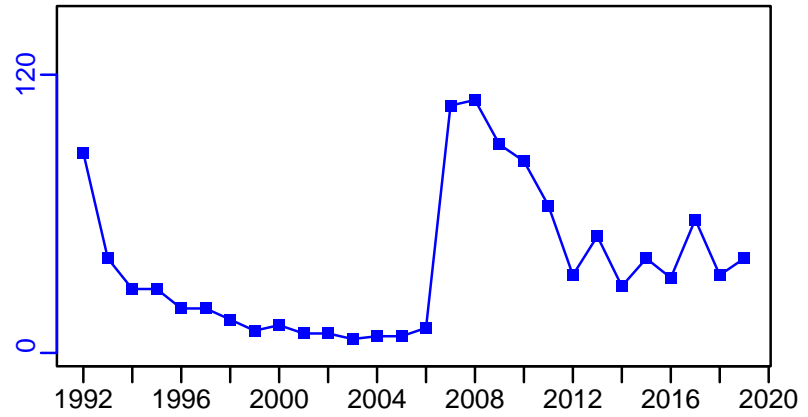
Patagonian toothfish South Chile Argentina [PTOOTHFISHCH]

TC-MT, TL-MT, RecC* (1978–2019–Quiroz)



TAC-MT, Cpair-MT, Cadv* (1975–2014–TASCHERI)



EFFORT*



CdivMSY*



Red squat lobster Central-Southern Chile [RSQLOBSTERCSCCH]

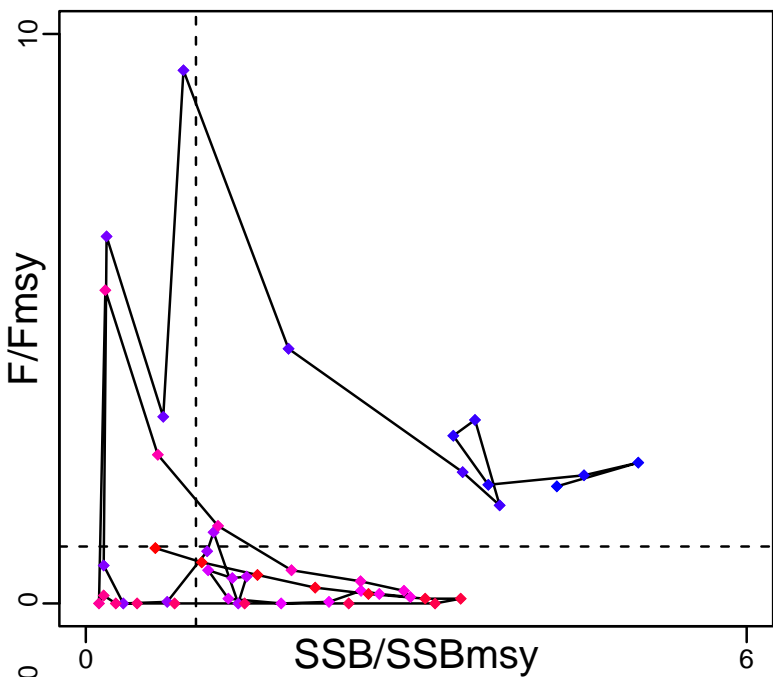
Metadata	
Scientific Name	Pleuroncodes monodon
Current Assess ID	IFOPCH-RSQLOBSTERCSCCH-1968-2015-PARMA
Area	Central-Southern Chile
Management Authority	Subsecretaria de Pesca
Assessor	Instituto de Fomento Pesquero - Chilean Fisheries Development Institute
Asmts in RAM	2015

Reference Points			
Type	ID	Asmt Year	Value
TBmsy	-	-	-
SSBmsy	SSBmsy-pr-MT	2015	22,330
Fmsy	Fmsy-pr-1/yr	2015	0.36
ERmsy	-	-	-
TBmgt	-	-	-
SSBmgt	SSBmgt-MT	2015	22,330
Fmgt	Fmgt-1/yr	2015	0.36
ERmgt	-	-	-
TB0	-	-	-
SSB0	-	-	-
MSY	-	-	-
M	M-1/yr	2015	0.35
TBlim	-	-	-
SSBlim	-	-	-
Flim	-	-	-
ERlim	-	-	-

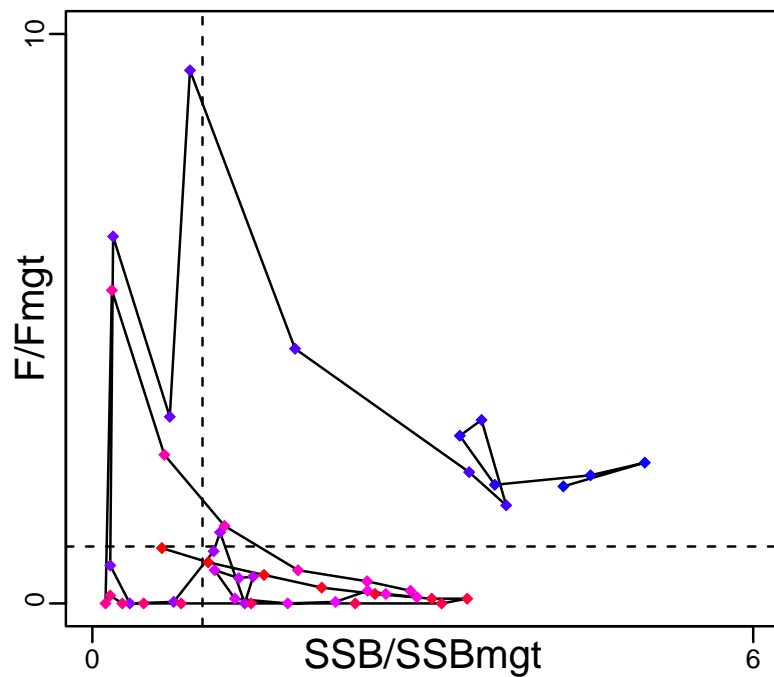
Time Series					
Type	ID	Asmt Year	Curr Value	Sex	Age
TB	TB-MT	2015	24,400	Both	-
SSB	SSB-MT	2015	14,100	Both	-
TN	-	-	-	-	-
R	R-E00	2015	2.78×10^8	Both	1
F	F-1/yr	2015	0.35	Both	-
ER	ER-calc-ratio	2015	0.226	-	-
TC	-	-	-		
TL	TL-MT	2015	5520		
TB/TBmsy	-	-	-		
SSB/SSBmsy	SSB-MT/SSBmsy-pr-MT	2015	0.631		
F/Fmsy	F-1/yr/Fmsy-pr-1/yr	2015	0.972		
ER/ERmsy	-	-	-		
TB/TBmgt	-	-	-		
SSB/SSBmgt	SSB-MT/SSBmgt-MT	2015	0.631		
F/Fmgt	F-1/yr/Fmgt-1/yr	2015	0.972		
ER/ERmgt	-	-	-		

Red squat lobster Central-Southern Chile [RSQLOBSTERCSCH]

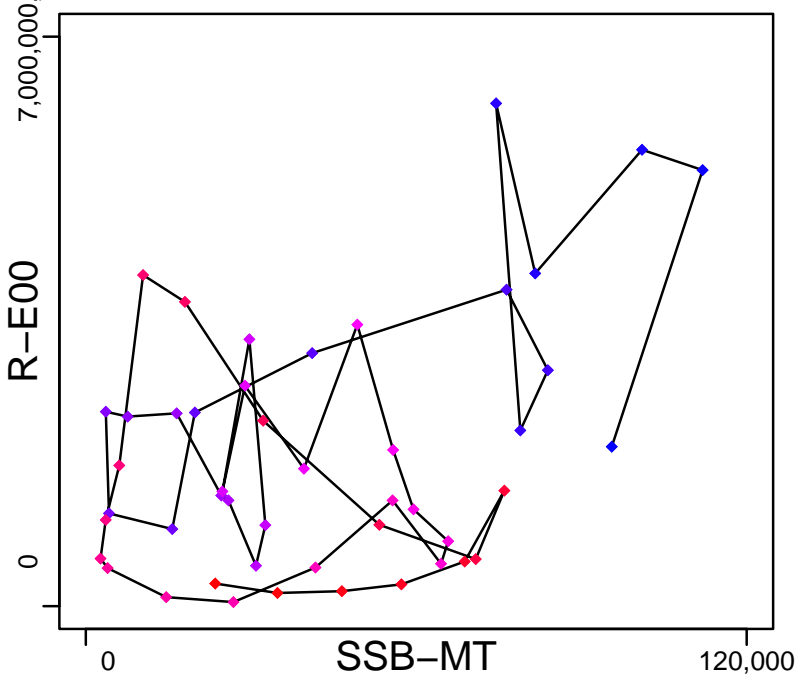
Kobe MSYpref (1968–2015–PARMA)



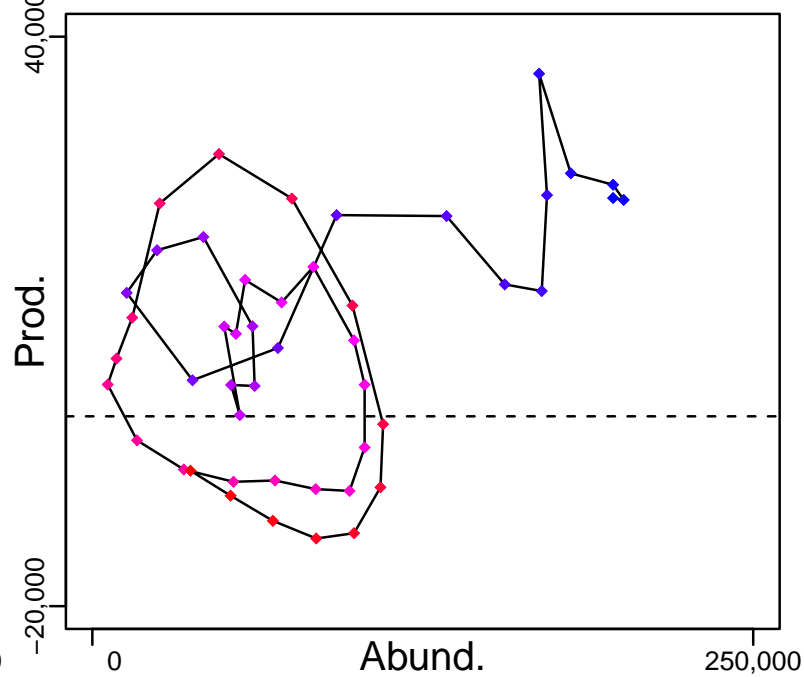
Kobe MGTpref (1968–2015–PARMA)



Spawner Recruit (1968–2015–PARMA)



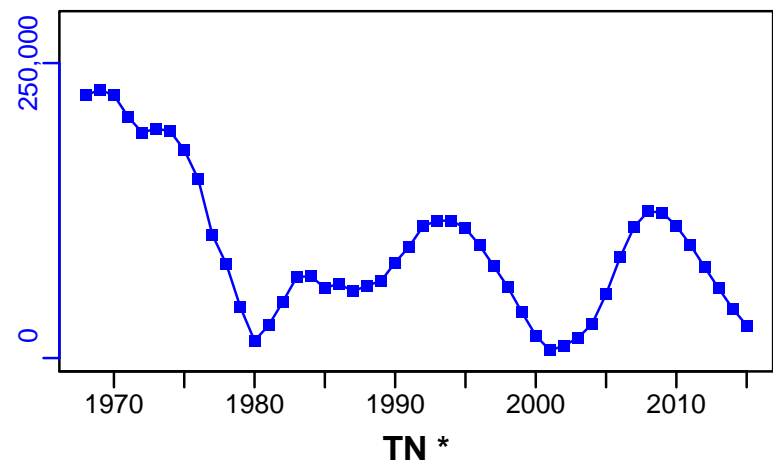
Production (1968–2015–PARMA)



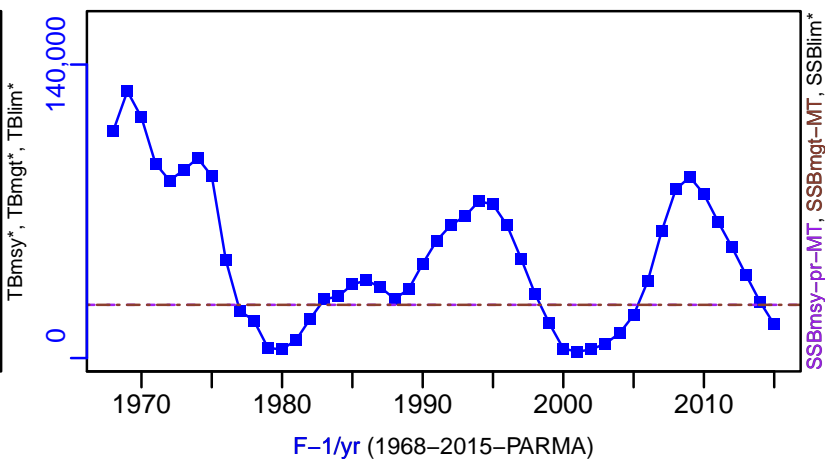
◆ Start Year ◆ End Year * No Data

Red squat lobster Central-Southern Chile [RSQLOBSTERCSCH]

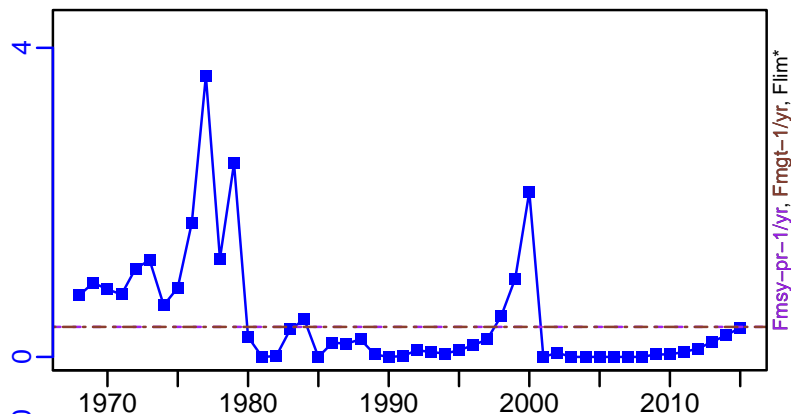
TB-MT (1968-2015-PARMA)



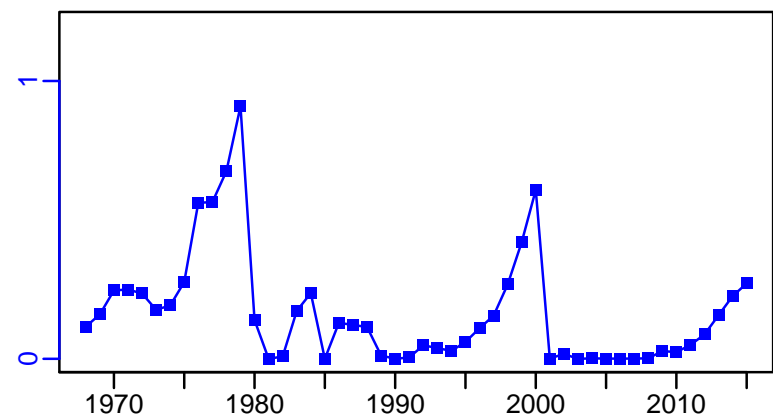
SSB-MT (1968-2015-PARMA)



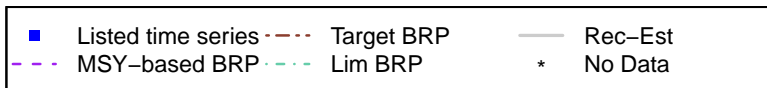
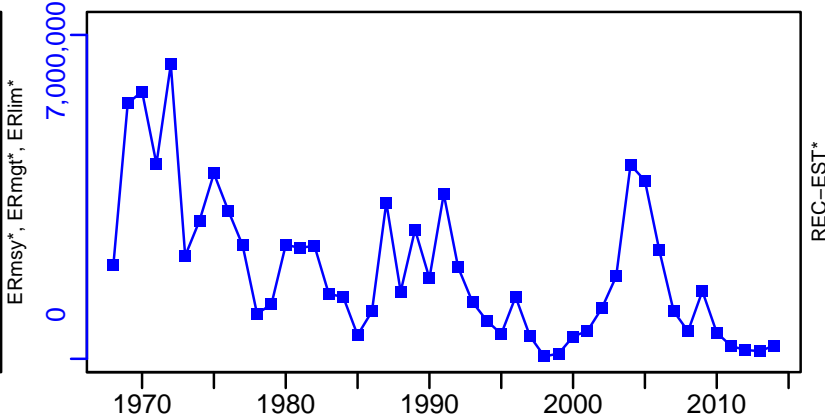
F-1/yr (1968-2015-PARMA)



ER-calc-ratio (1968-2015-PARMA)

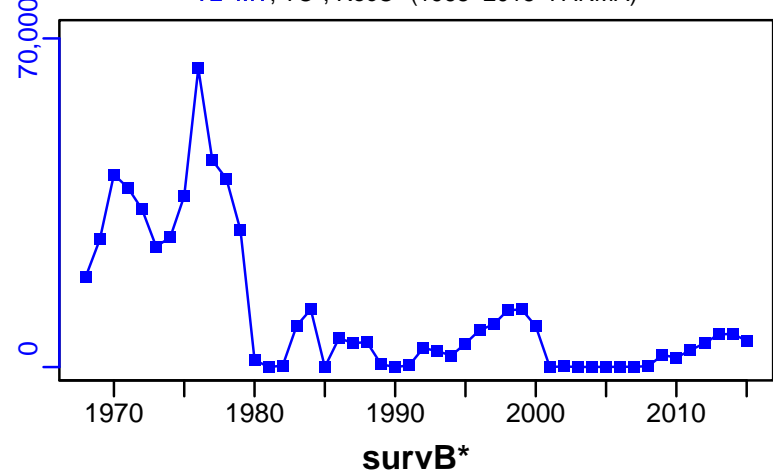


R-E00 (1968-2015-PARMA)

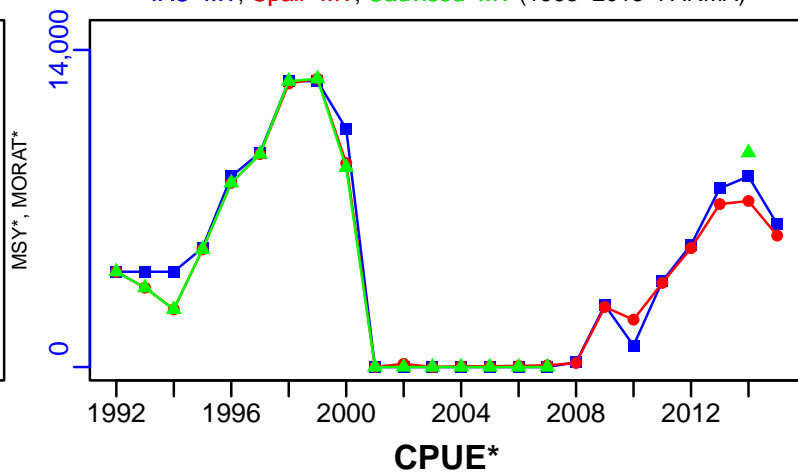


Red squat lobster Central–Southern Chile [RSQLOBSTERCSCH]


TL–MT, TC*, RecC* (1968–2015–PARMA)




TAC–MT, Cpair–MT, Cadvised–MT (1968–2015–PARMA)



EFFORT*



CdivMSY*



■ 1st listed time series ▲ 3rd listed time series — MORAT
● 2nd listed time series - - - MSY * No Data

Red squat lobster Northern Chile [RSQLOBSTERNCH]

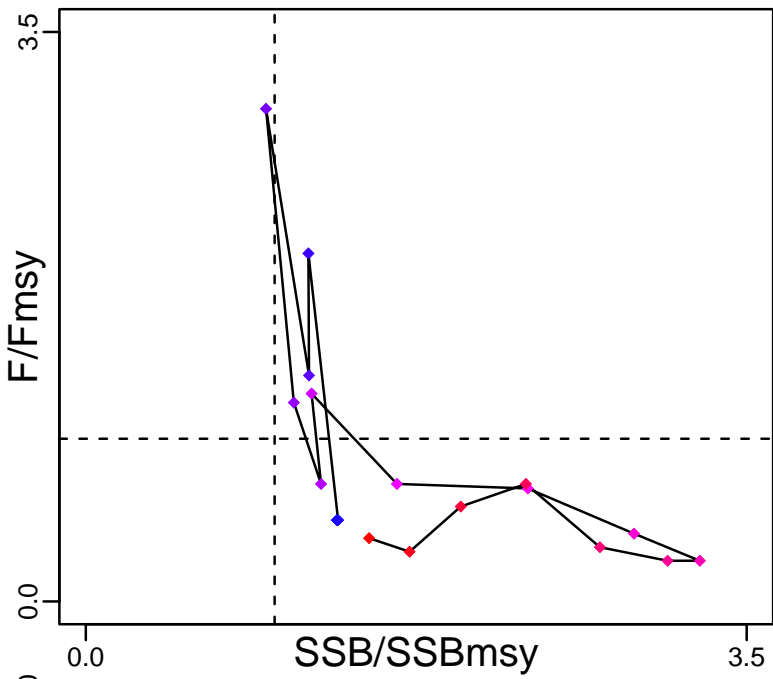
Metadata	
Scientific Name	Pleuroncodes monodon
Current Assess ID	IFOPCH-RSQLOBSTERNCH-1969-2015-PARMA
Area	Northern Chile
Management Authority	Subsecretaria de Pesca
Assessor	Instituto de Fomento Pesquero - Chilean Fisheries Development Institute
Asmts in RAM	2015

Reference Points			
Type	ID	Asmt Year	Value
TBmsy	-	-	-
SSBmsy	SSBmsy-pr-MT	2015	2986
Fmsy	Fmsy-pr-1/yr	2015	0.36
ERmsy	-	-	-
TBmgt	-	-	-
SSBmgt	SSBmgt-MT	2015	2986
Fmgt	Fmgt-1/yr	2015	0.36
ERmgt	-	-	-
TB0	-	-	-
SSB0	-	-	-
MSY	-	-	-
M	M-1/yr	2015	0.35
TBlim	-	-	-
SSBlim	-	-	-
Flim	-	-	-
ERlim	-	-	-

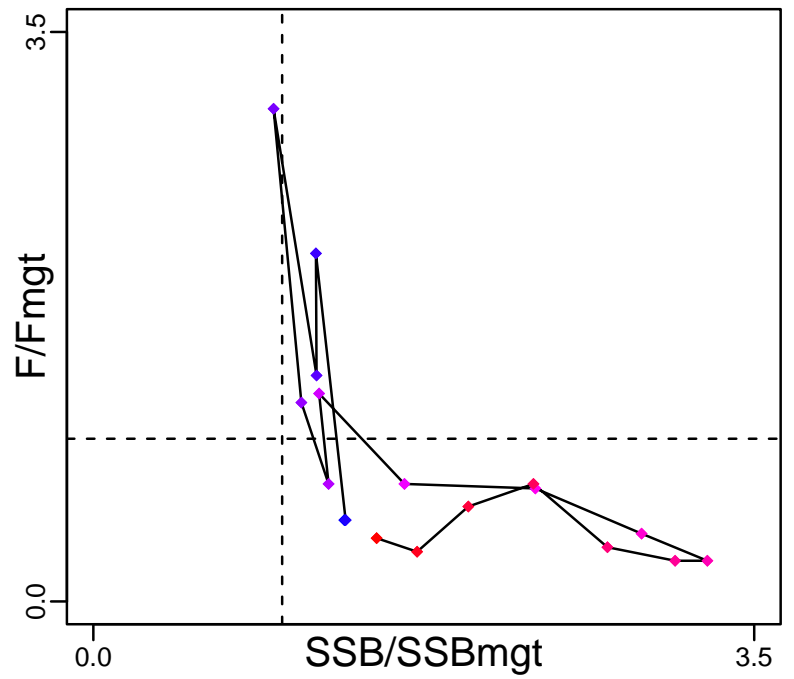
Time Series					
Type	ID	Asmt Year	Curr Value	Sex	Age
TB	TB-MT	2015	7010	Both	-
SSB	SSB-MT	2015	4480	Both	-
TN	-	-	-	-	-
R	R-E00	2015	1.93×10^8	Both	1
F	F-1/yr	2015	0.14	Both	-
ER	ER-calc-ratio	2015	0.086	-	-
TC	-	-	-		
TL	TL-MT	2015	602		
TB/TBmsy	-	-	-		
SSB/SSBmsy	SSB-MT/SSBmsy-pr-MT	2015	1.5		
F/Fmsy	F-1/yr/Fmsy-pr-1/yr	2015	0.389		
ER/ERmsy	-	-	-		
TB/TBmgt	-	-	-		
SSB/SSBmgt	SSB-MT/SSBmgt-MT	2015	1.5		
F/Fmgt	F-1/yr/Fmgt-1/yr	2015	0.389		
ER/ERmgt	-	-	-		

Red squat lobster Northern Chile [RSQLOBSTERNCH]

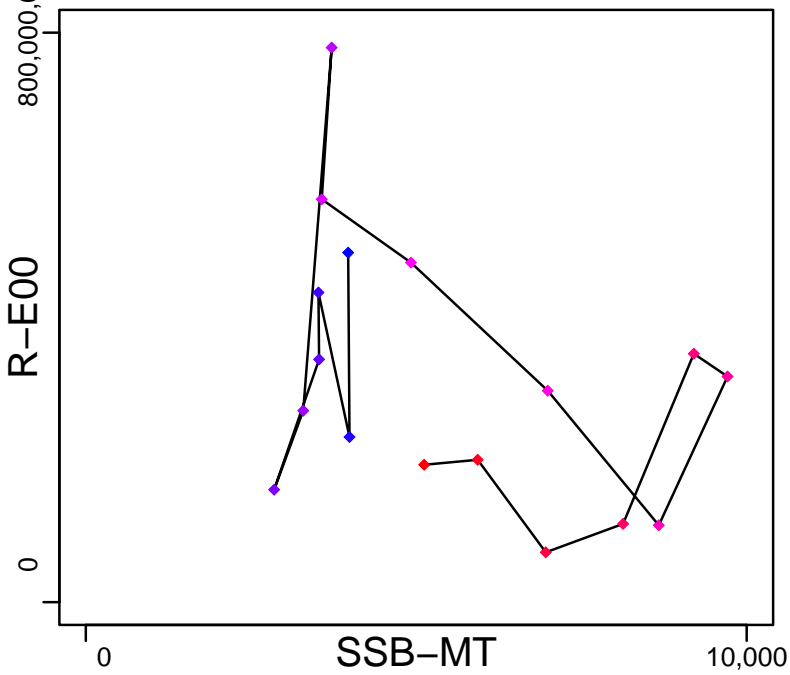
Kobe MSYpref (1969–2015–PARMA)



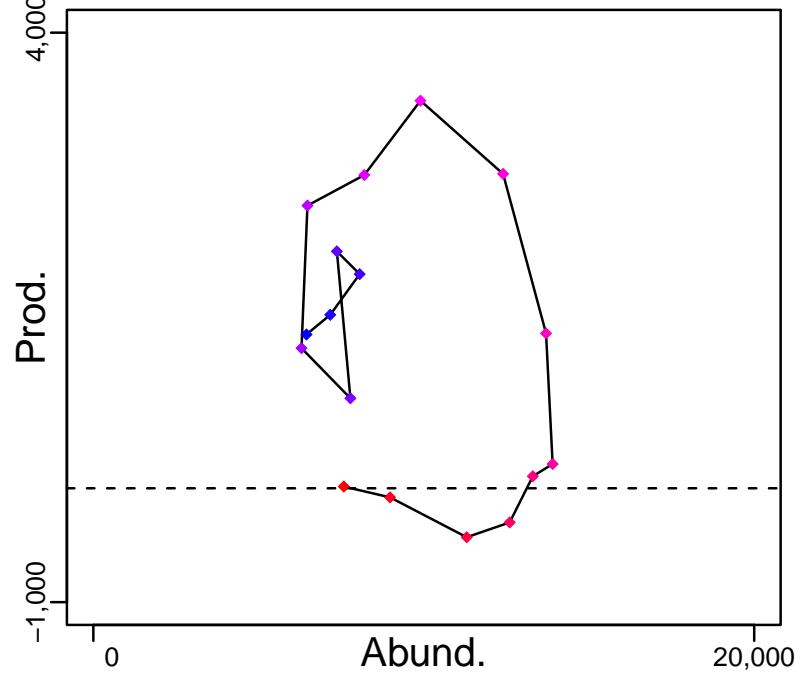
Kobe MGTpref (1969–2015–PARMA)



Spawner Recruit (1969–2015–PARMA)



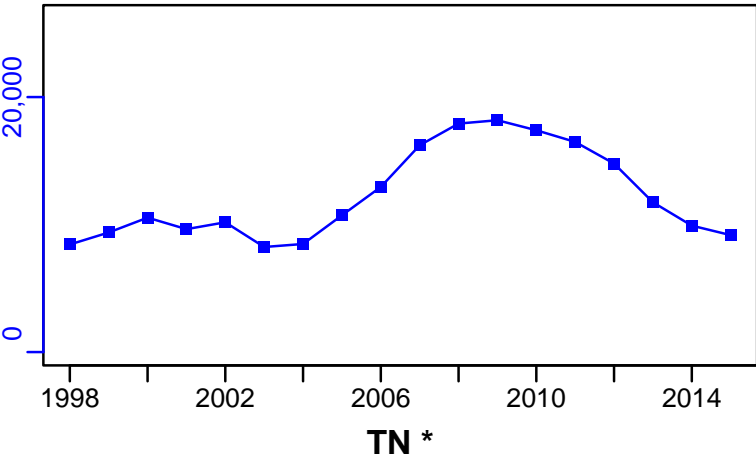
Production (1969–2015–PARMA)



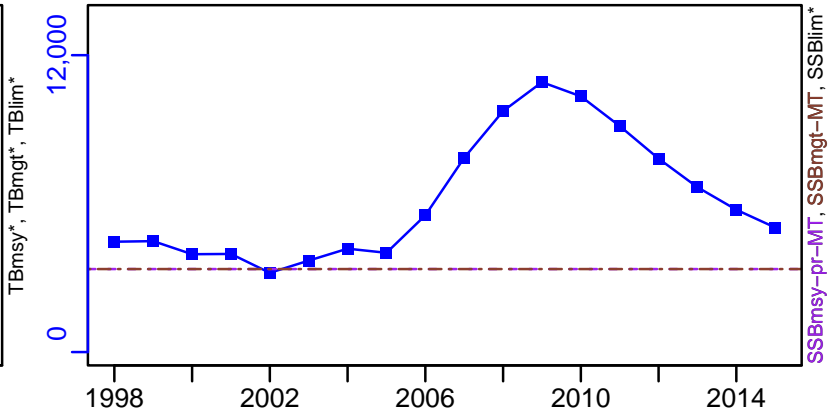
◆ Start Year ◆ End Year * No Data

Red squat lobster Northern Chile [RSQLOBSTERNCH]

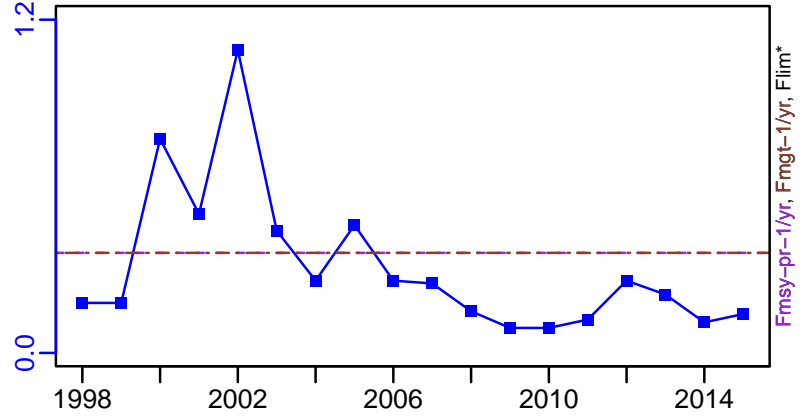
TB-MT (1969–2015–PARMA)



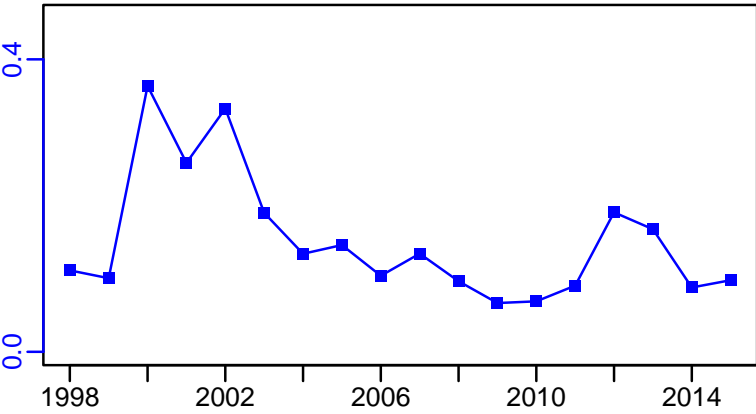
SSB-MT (1969–2015–PARMA)



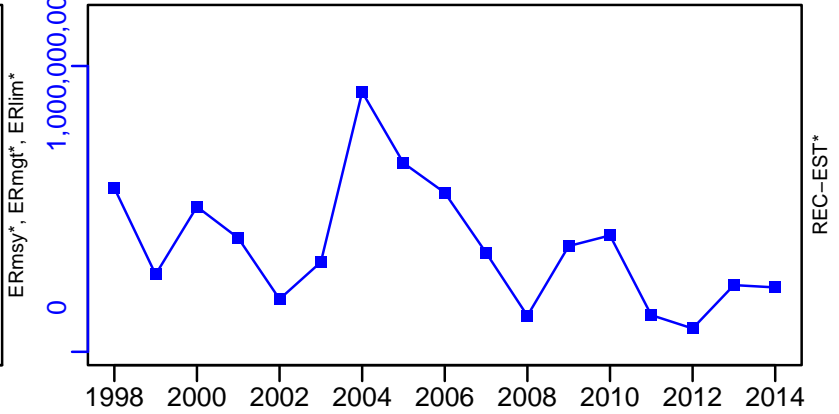
F-1/yr (1969–2015–PARMA)



ER-calc-ratio (1969–2015–PARMA)

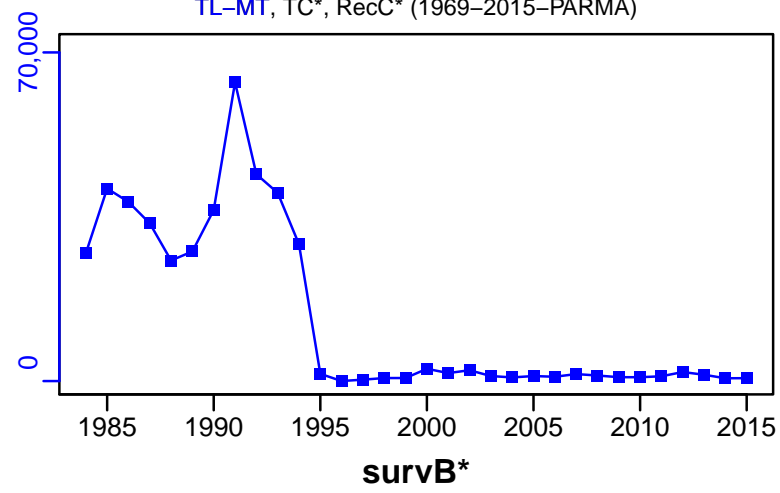


R-E00 (1969–2015–PARMA)


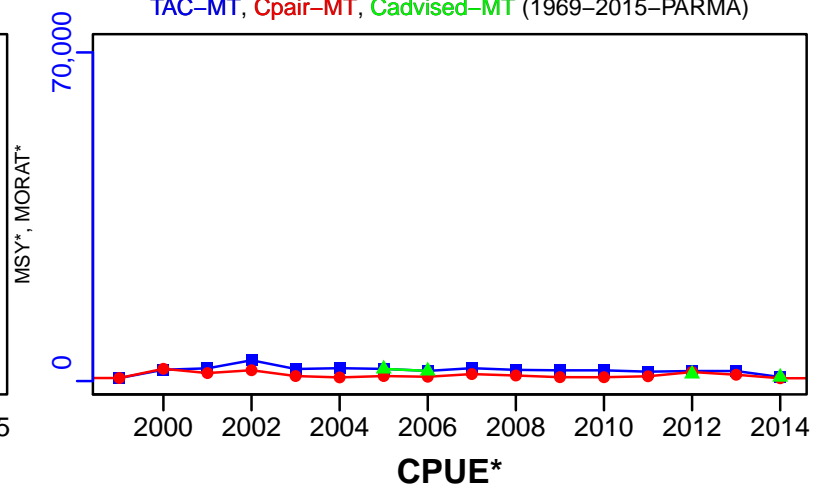


Red squat lobster Northern Chile [RSQLOBSTERNCH]


TL-MT, TC*, RecC* (1969-2015-PARMA)



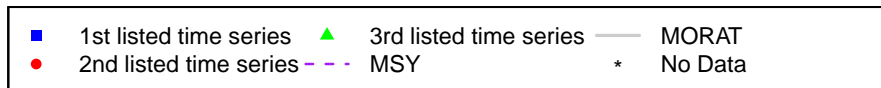

TAC-MT, Cpair-MT, Cadvised-MT (1969-2015-PARMA)



EFFORT*



CdivMSY*




Deepwater cardinalfish Chile [SBREAMCH]

Metadata	
Scientific Name	Epigonus crassicaudus
Current Assess ID	SPRFMO-SBREAMCH-1989-2011-CHING
Area	Chile
Management Authority	South Pacific Regional Fisheries Management Organization
Assessor	South Pacific Regional Fisheries Management Organization
Asmts in RAM	2011


Reference Points			
Type	ID	Asmt Year	Value
TBmsy	-	-	-
SSBmsy	-	-	-
Fmsy	-	-	-
ERmsy	-	-	-
TBmgt	-	-	-
SSBmgt	-	-	-
Fmgt	-	-	-
ERmgt	-	-	-
TB0	-	-	-
SSB0	-	-	-
MSY	-	-	-
M	-	-	-
TBlim	-	-	-
SSBlim	-	-	-
Flim	-	-	-
ERlim	-	-	-

Time Series					
Type	ID	Asmt Year	Curr Value	Sex	Age
TB	TB-MT	2011	920	-	-
SSB	SSB-MT	2011	607	-	-
TN	-	-	-	-	-
R	R-E00	2011	553,000	-	-
F	F-1/yr	2011	12.2	-	-
ER	ER-calc-ratio	2011	0.097	-	-
TC	-	-	-		
TL	TL-MT	2011	89		
TB/TBmsy	-	-	-		
SSB/SSBmsy	-	-	-		
F/Fmsy	-	-	-		
ER/ERmsy	-	-	-		
TB/TBmgt	-	-	-		
SSB/SSBmgt	-	-	-		
F/Fmgt	-	-	-		
ER/ERmgt	-	-	-		

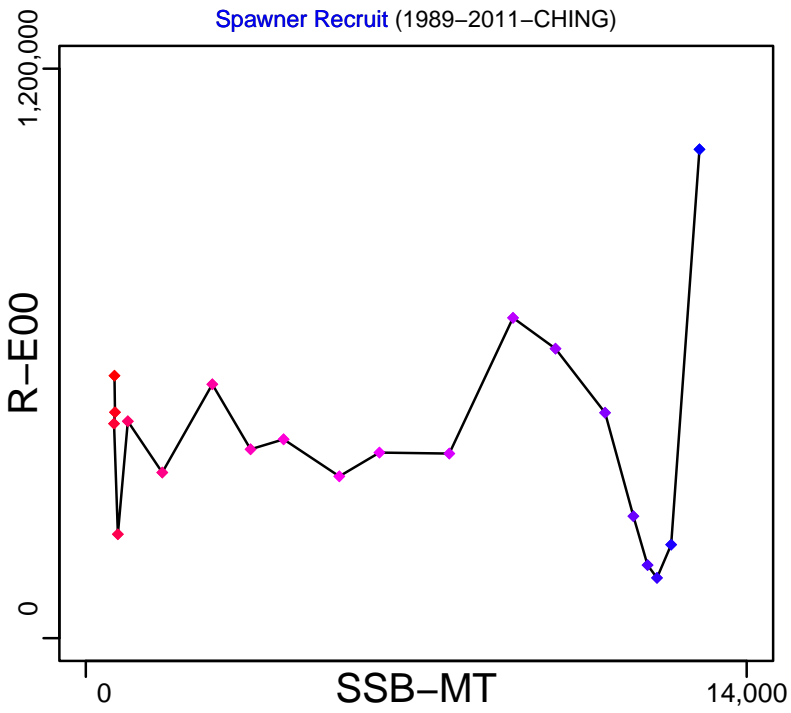
Kobe MSY*




Kobe MGT*



Spawner Recruit (1989–2011–CHING)



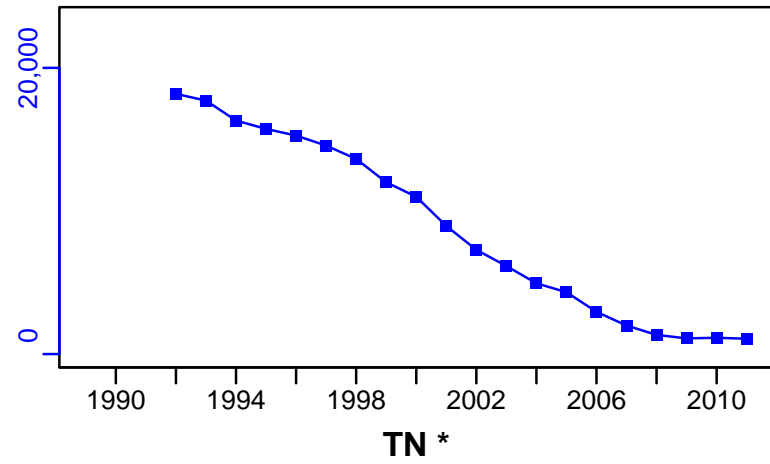
Production*



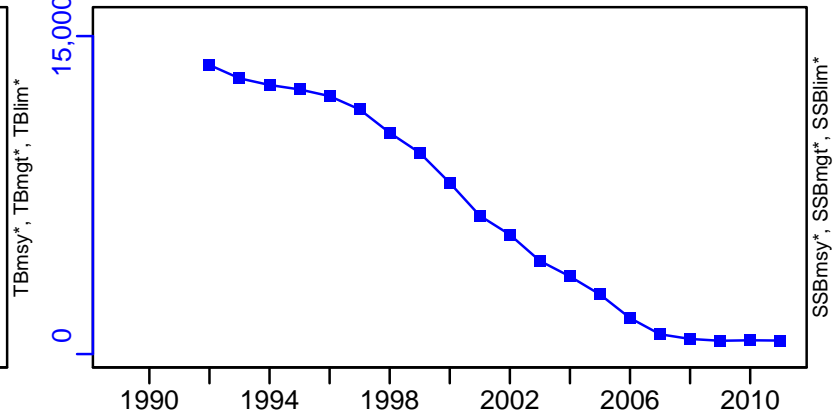
◆ Start Year ◆ End Year * No Data

Deepwater cardinalfish Chile [SBREAMCH]

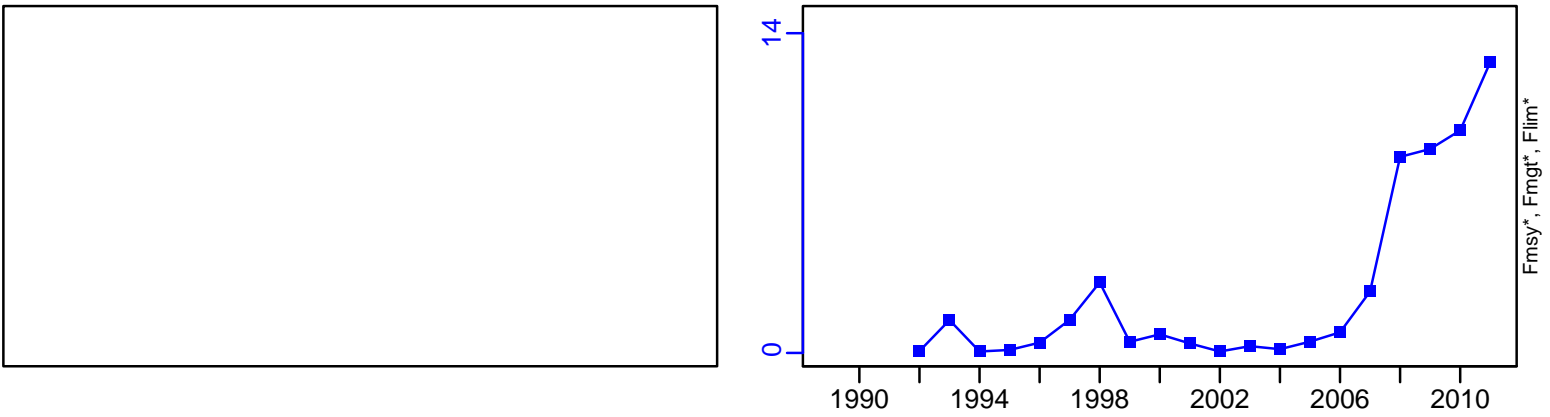
TB-MT (1989–2011–CHING)



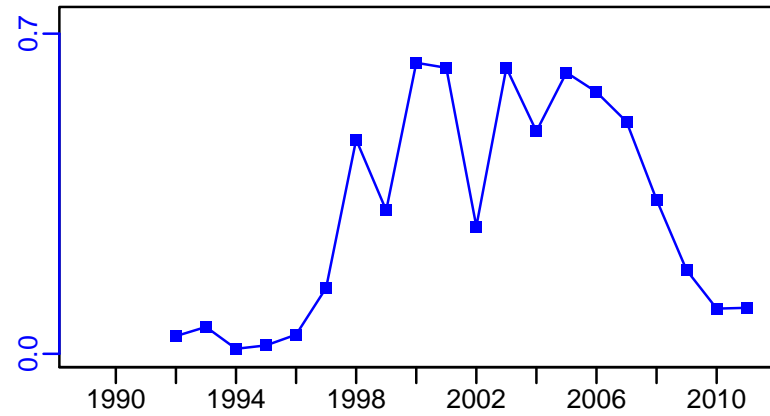
SSB-MT (1989–2011–CHING)



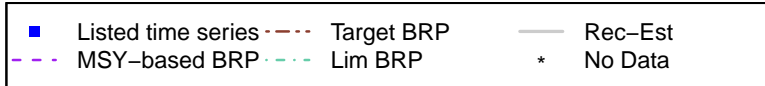
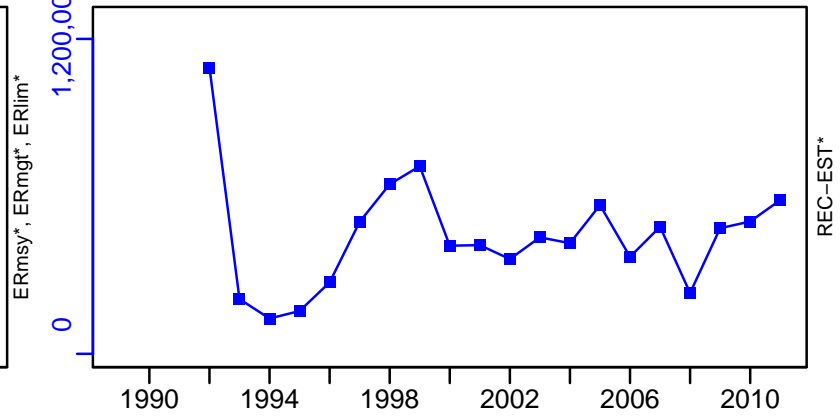
F-1/yr (1989–2011–CHING)



ER-calc-ratio (1989–2011–CHING)



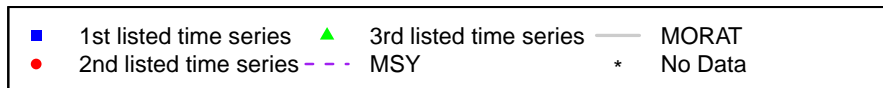





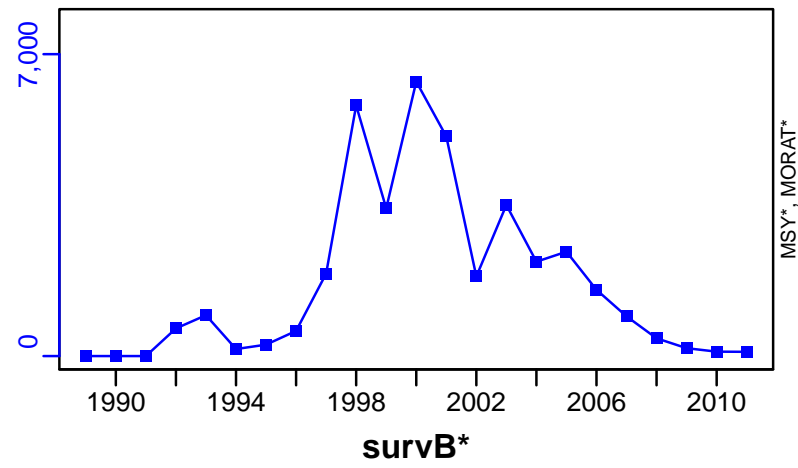
R-E00 (1989–2011–CHING)



Deepwater cardinalfish Chile [SBREAMCH]

TL-MT, TC*, RecC* (1989-2011-CHING)

TAC*, Cpair*, Cadv*



Southern blue whiting Southern Argentina [SBWHITARGS]

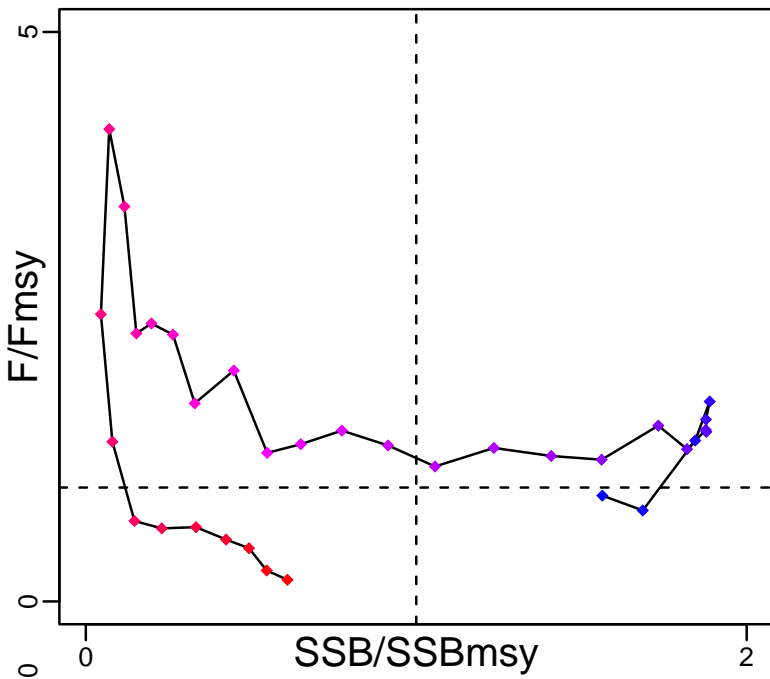
Metadata	
Scientific Name	Micromesistius australis
Current Assess ID	INIDEP-SBWHITARGS-1985-2020-PARMA
Area	Southern Argentina
Management Authority	Consejo Federal Pesquero, Argentina national management
Assessor	Instituto Nacional de Investigacion y Desarrollo Pesquero
Asmts in RAM	2007, 2015, 2020

Reference Points			
Type	ID	Asmt Year	Value
TBmsy	-	-	-
SSBmsy	SSBmsy-MT	2020	565,722
Fmsy	Fmsy-1/yr	2020	0.184
ERmsy	-	-	-
TBmgt	-	-	-
SSBmgt	SSBmgt-MT	2020	454,500
Fmgt	Fmgt-1/yr	2020	0.181
ERmgt	-	-	-
TB0	-	-	-
SSB0	SSB0-MT	2015	1,515,000
MSY	MSY-MT	2020	96,296
M	M-1/yr	2020	0.15
TBlim	-	-	-
SSBlim	SSBlim-MT	2015	303,000
Flim	-	-	-
ERlim	-	-	-

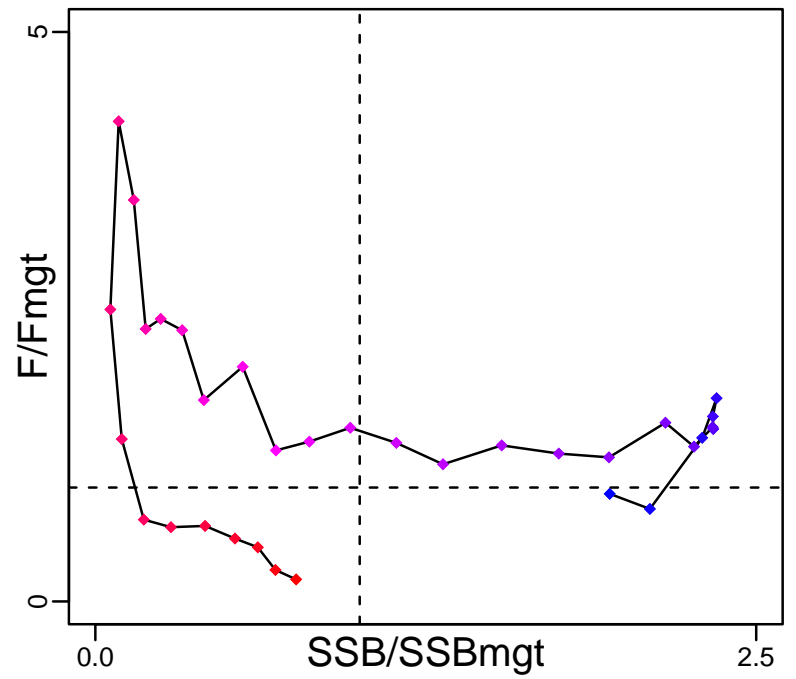
Time Series					
Type	ID	Asmt Year	Curr Value	Sex	Age
TB	TB-MT	2020	435,368	-	1+
SSB	SSB-MT	2020	345,247	Both	2+
TN	-	-	-	-	-
R	R-E00	2020	273,046,667	-	1
F	F-1/yr	2020	0.035	-	3-21+
ER	ER-calc-ratio	2020	0.039	-	-
TC	TC-MT	2020	15,050		
TL	-	-	-		
TB/TBmsy	-	-	-		
SSB/SSBmsy	SSB-MT/SSBmsy-MT	2020	0.61		
F/Fmsy	F-1/yr/Fmsy-1/yr	2020	0.19		
ER/ERmsy	-	-	-		
TB/TBmgt	-	-	-		
SSB/SSBmgt	SSB-MT/SSBmgt-MT	2020	0.76		
F/Fmgt	F-1/yr/Fmgt-1/yr	2020	0.193		
ER/ERmgt	-	-	-		

Southern blue whiting Southern Argentina [SBWHITARGS]

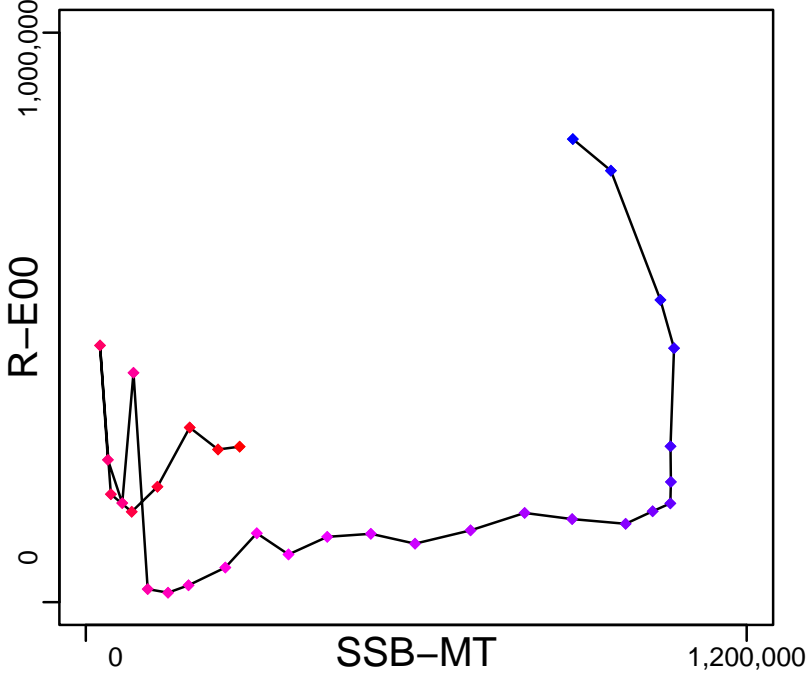
Kobe MSYpref (1985–2020–PARMA)



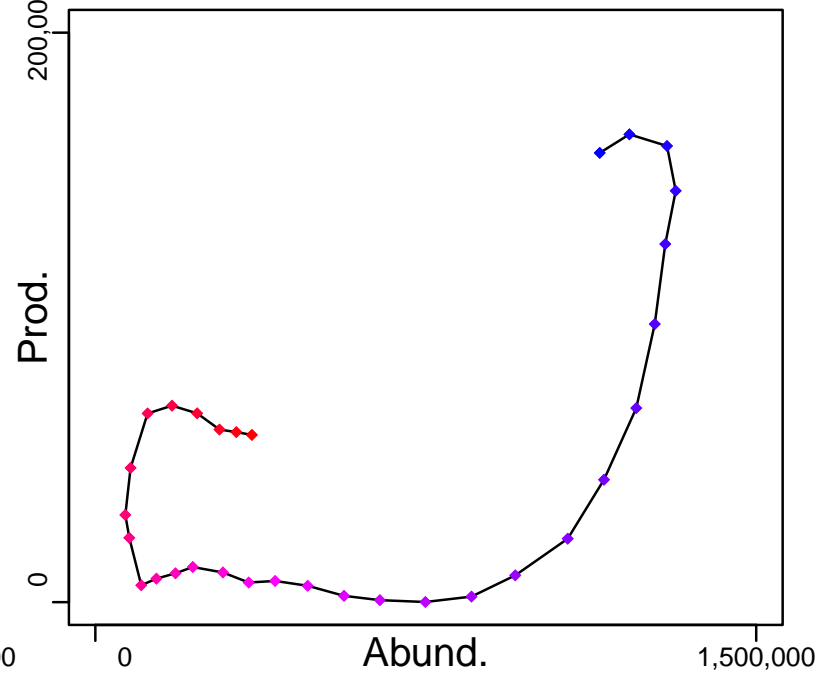
Kobe MGTpref (1985–2020–PARMA)



Spawner Recruit (1985–2020–PARMA)



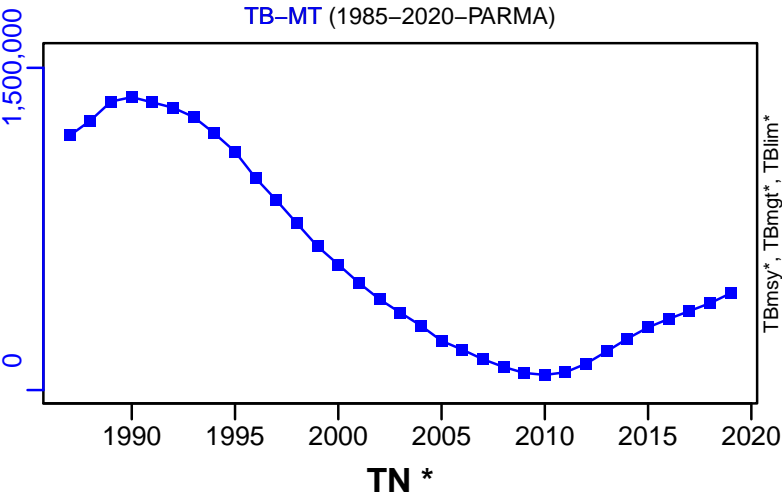
Production (1985–2020–PARMA)



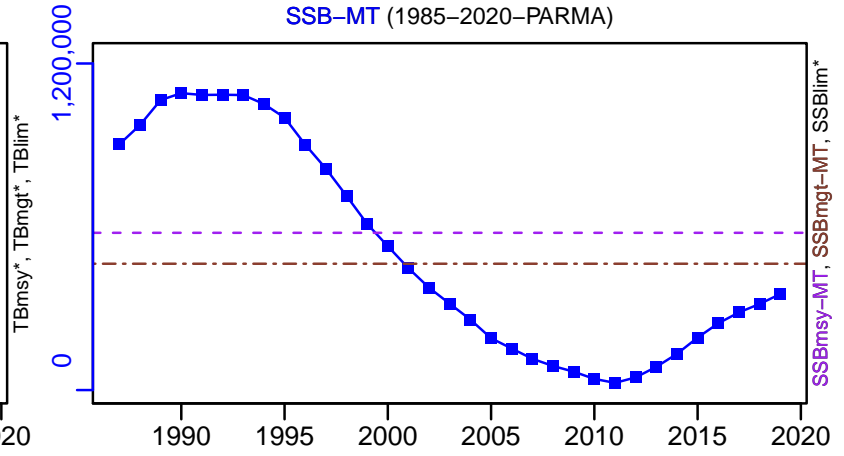
◆ Start Year ◆ End Year * No Data

Southern blue whiting Southern Argentina [SBWHITARGS]

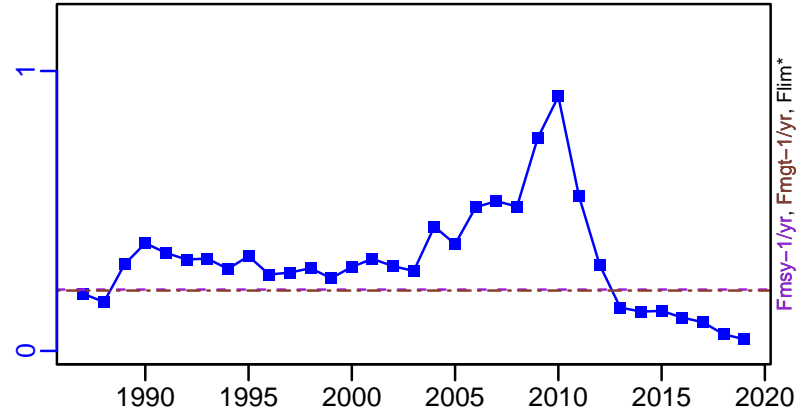
TB-MT (1985-2020-PARMA)



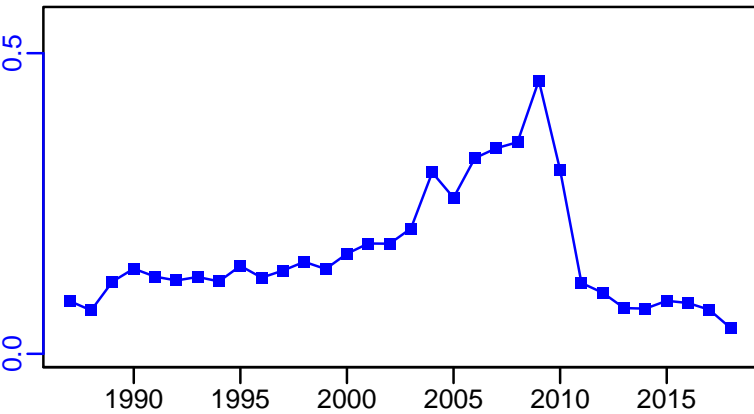
SSB-MT (1985-2020-PARMA)



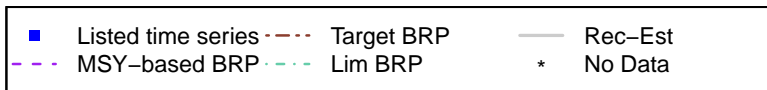
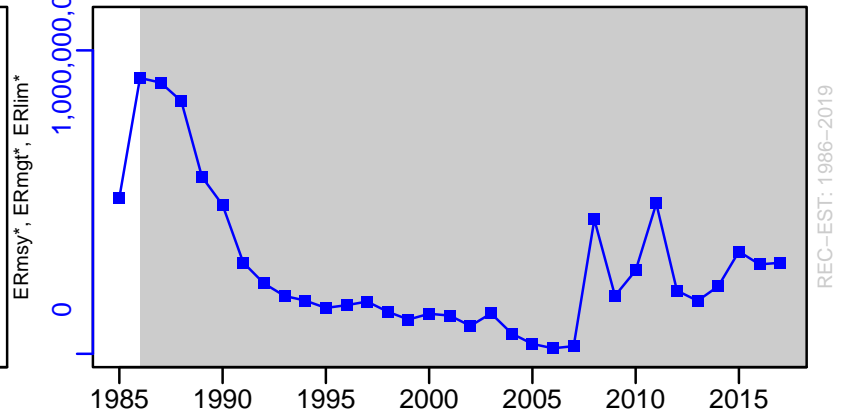
F-1/yr (1985-2020-PARMA)



ER-calc-ratio (1985-2020-PARMA)

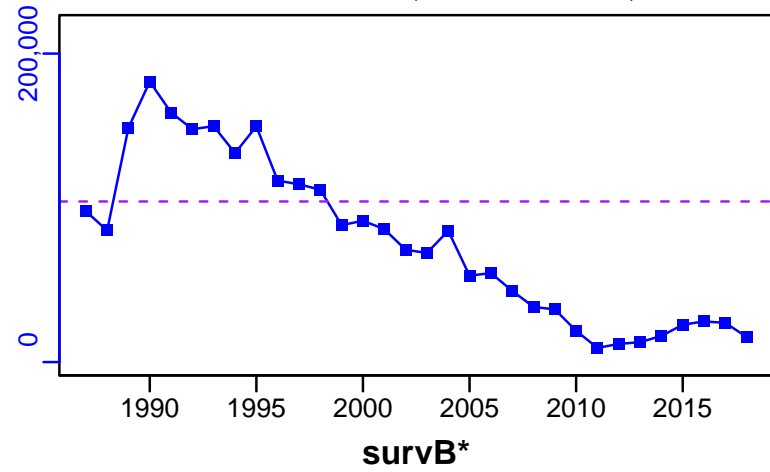


R-E00 (1985-2020-PARMA)

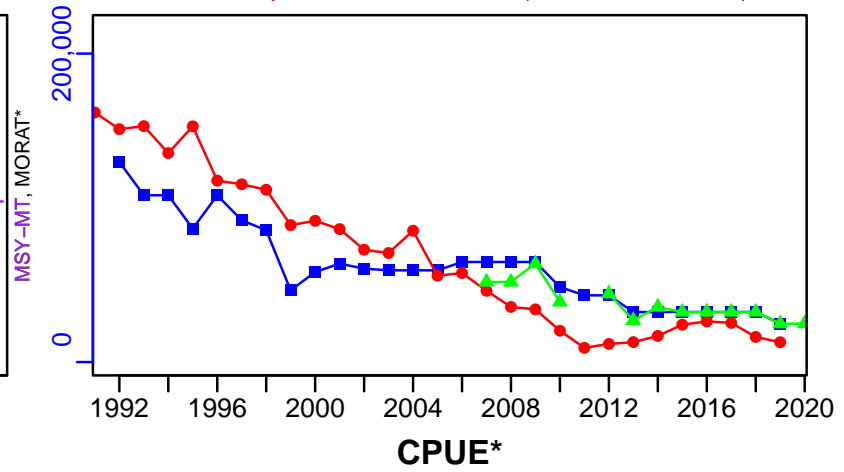


Southern blue whiting Southern Argentina [SBWHITARGS]


TC-MT, TL*, RecC* (1985-2020-PARMA)



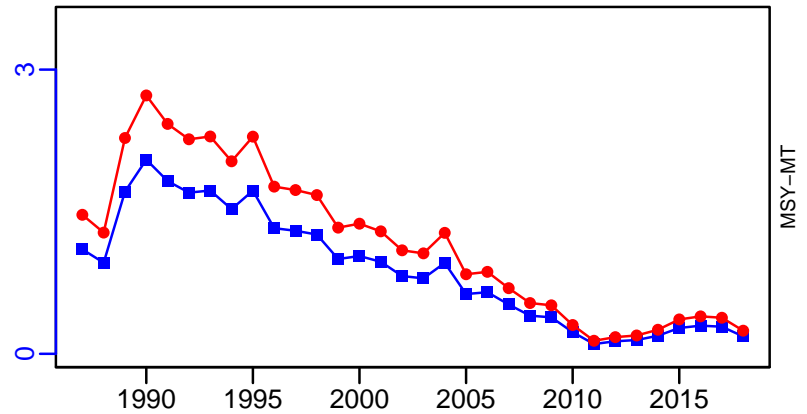
TAC-MT, Cpair-MT, Cadvised-MT (1985-2020-PARMA)



EFFORT*



TC-MT/MSY-MT, CdivMEANC-ratio, (1985-2020-PARMA)



■ 1st listed time series ▲ 3rd listed time series — MORAT
● 2nd listed time series - - - MSY * No Data

Southern blue whiting Central-Southern Chile [SBWHITCH]

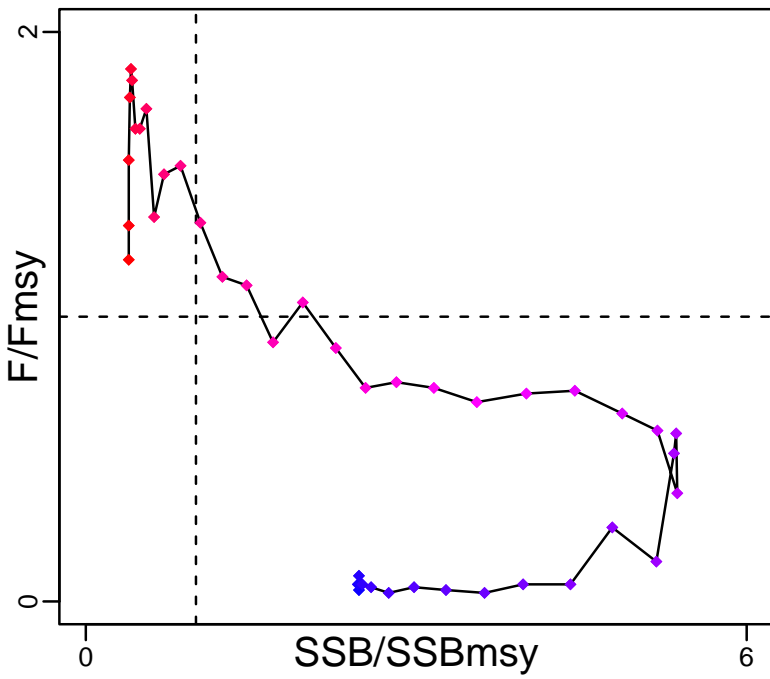
Metadata	
Scientific Name	Micromesistius australis
Current Assess ID	IFOPCH-SBWHITCH-1978-2020-Quiroz
Area	Central-Southern Chile
Management Authority	Subsecretaria de Pesca
Assessor	Instituto de Fomento Pesquero - Chilean Fisheries Development Institute
Asmts in RAM	2015, 2016, 2020, 2012

Reference Points			
Type	ID	Asmt Year	Value
TBmsy	-	-	-
SSBmsy	SSBmsy-pr-MT	2020	183,968
Fmsy	Fmsy-pr-1/yr	2020	0.194
ERmsy	-	-	-
TBmgt	-	-	-
SSBmgt	SSBmgt-MT	2020	183,968
Fmgt	Fmgt-1/yr	2015	0.2
ERmgt	-	-	-
TB0	-	-	-
SSB0	SSB0-MT	2020	459,920
MSY	-	-	-
M	M-1/yr	2016	0.18
TBlim	-	-	-
SSBlim	-	-	-
Flim	-	-	-
ERlim	-	-	-

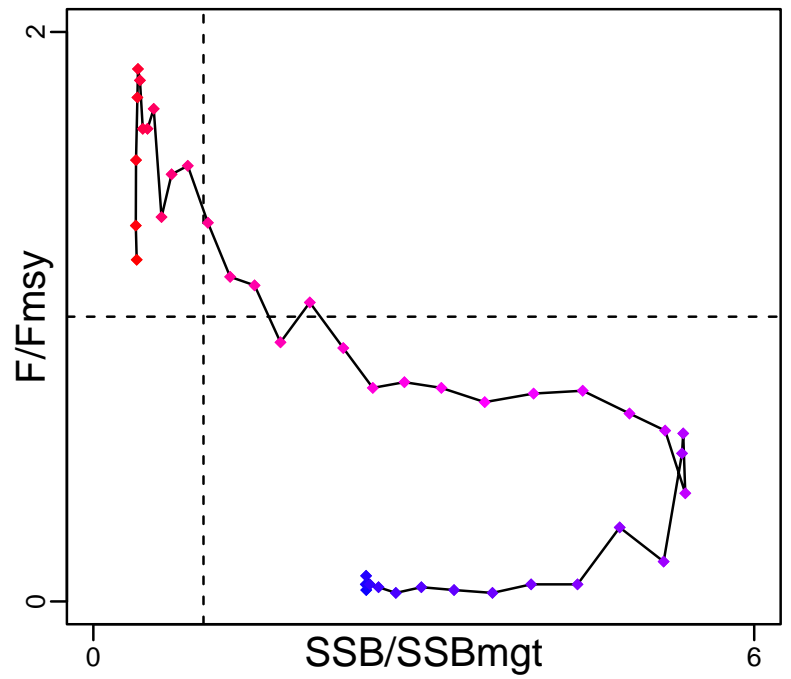
Time Series					
Type	ID	Asmt Year	Curr Value	Sex	Age
TB	TB-MT	2020	130,562	Both	-
SSB	SSB-MT	2020	72,421	Both	-
TN	-	-	-	-	-
R	R-E00	2020	121,775	Both	-
F	F-1/yr	2020	0.23	Both	-
ER	ER-calc-ratio	2020	0.02	-	-
TC	TC-MT	2020	2634		
TL	TL-MT	2015	16,600		
TB/TBmsy	-	-	-		
SSB/SSBmsy	SSBdivSSBmsy-dimensionless	2020	0.39		
F/Fmsy	FdivFmsy-dimensionless	2020	1.2		
ER/ERmsy	-	-	-		
TB/TBmgt	-	-	-		
SSB/SSBmgt	SSB-MT/SSBmgt-MT	2020	0.394		
F/Fmgt	F-1/yr/Fmgt-1/yr	2015	1.02		
ER/ERmgt	-	-	-		

Southern blue whiting Central–Southern Chile [SBWHITCH]

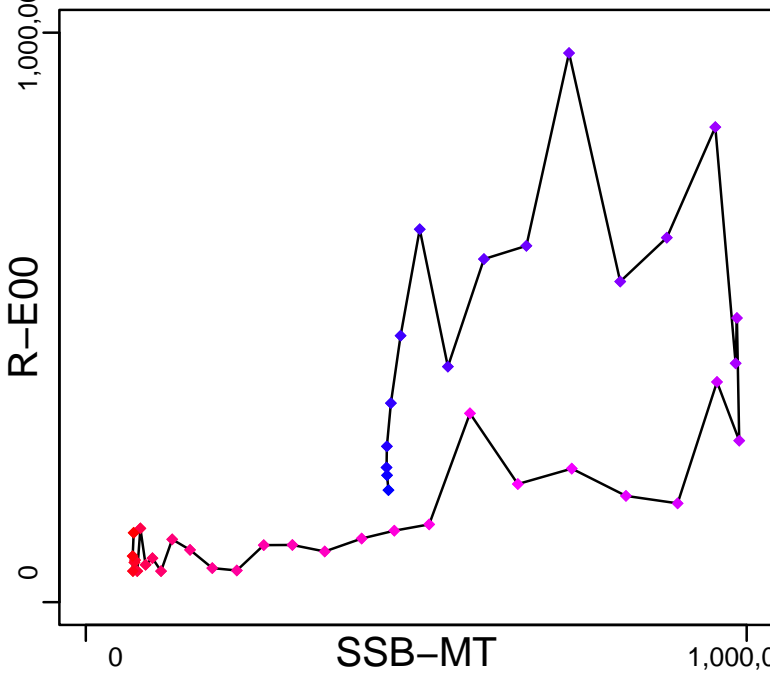
Kobe MSYpref (1978–2020–Quiroz)



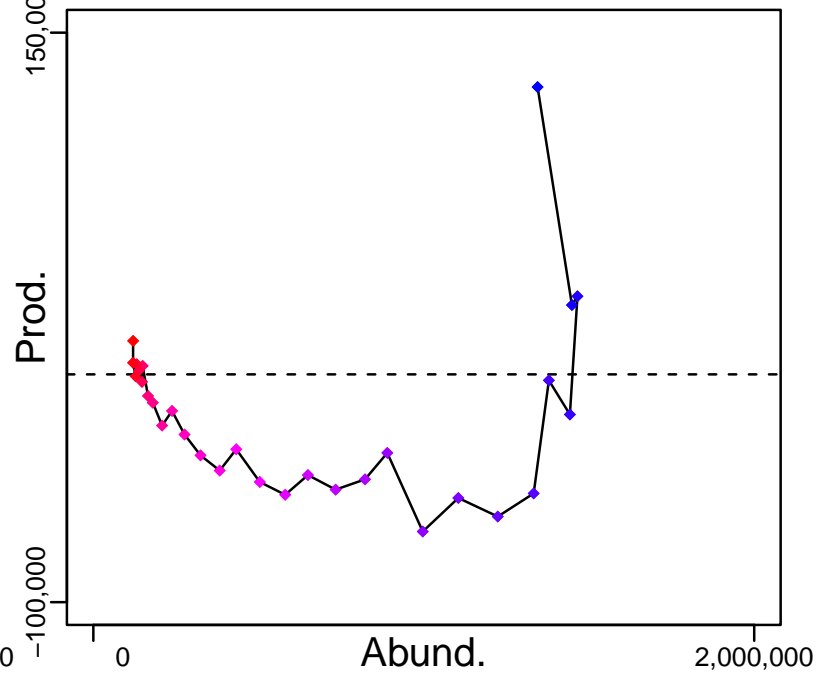
Kobe MGTpref (1978–2020–Quiroz)



Spawner Recruit (1978–2020–Quiroz)



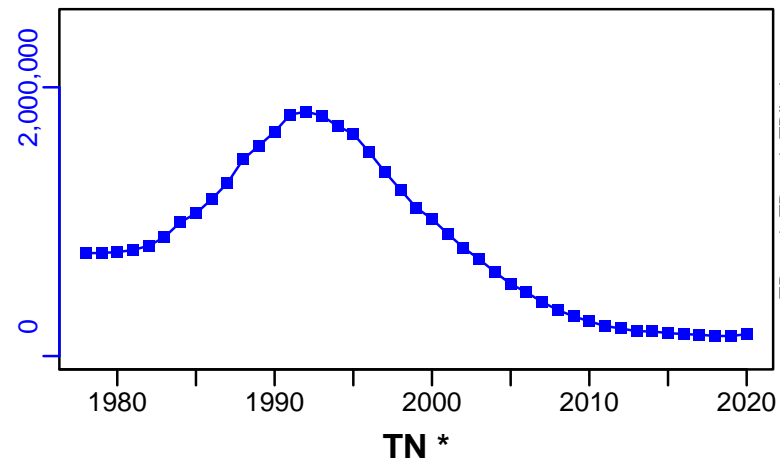
Production (1978–2020–Quiroz)



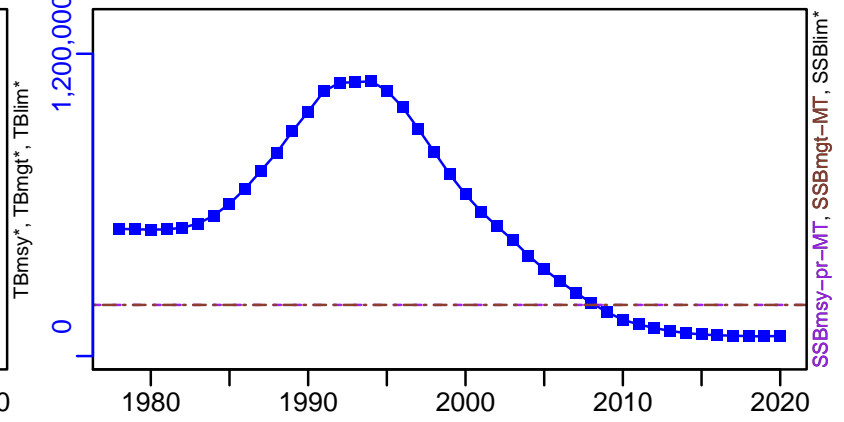
◆ Start Year ◆ End Year * No Data

Southern blue whiting Central–Southern Chile [SBWHITCH]

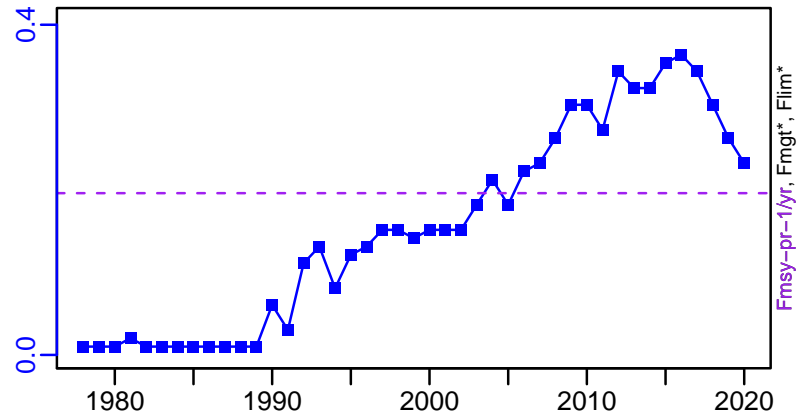
TB–MT (1978–2020–Quiroz)



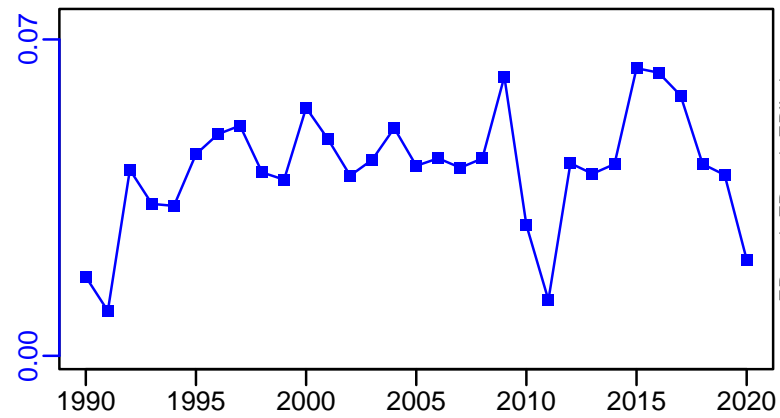
SSB–MT (1978–2020–Quiroz)



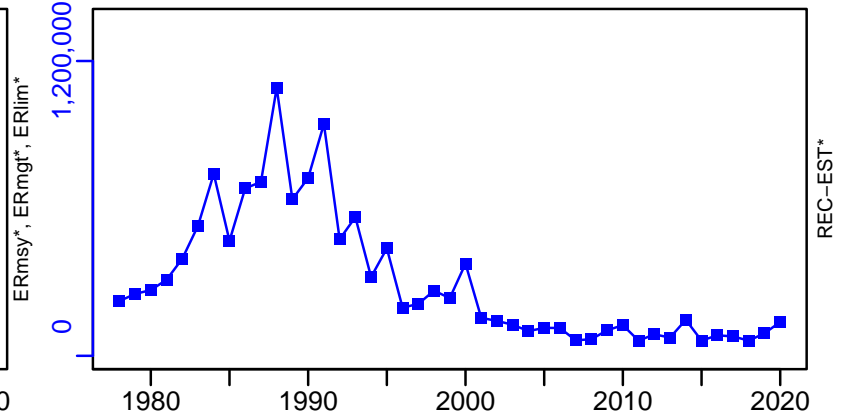
F–1/yr (1978–2020–Quiroz)



ER–calc–ratio (1978–2020–Quiroz)

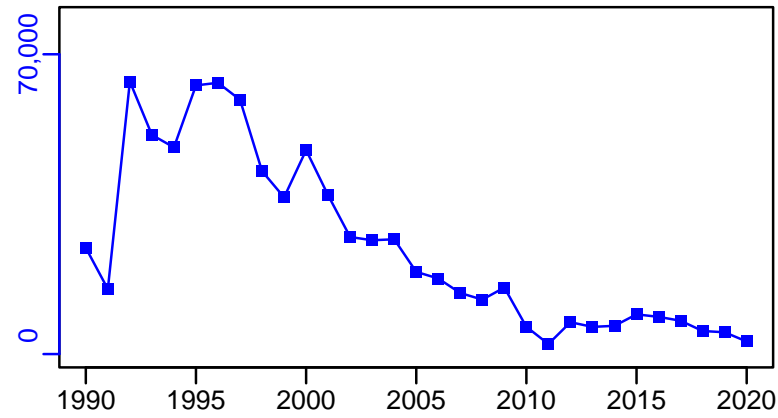


R–E00 (1978–2020–Quiroz)

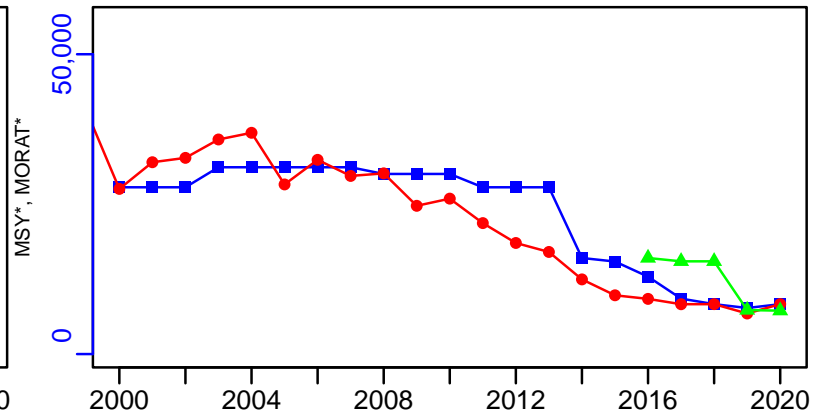


Southern blue whiting Central–Southern Chile [SBWHITCH]

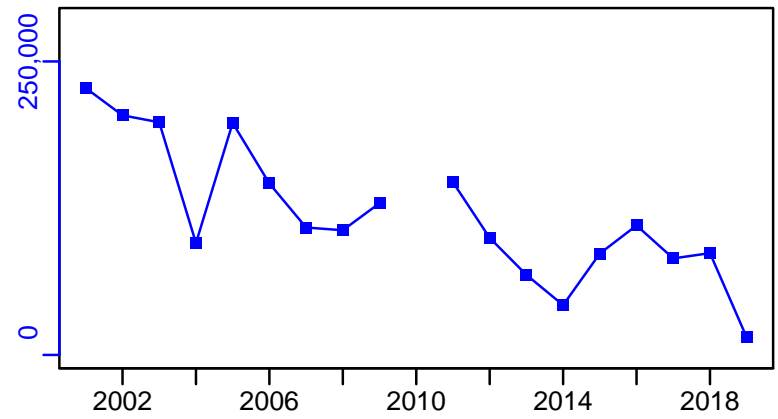
TC–MT, TL*, RecC* (1978–2020–Quiroz)



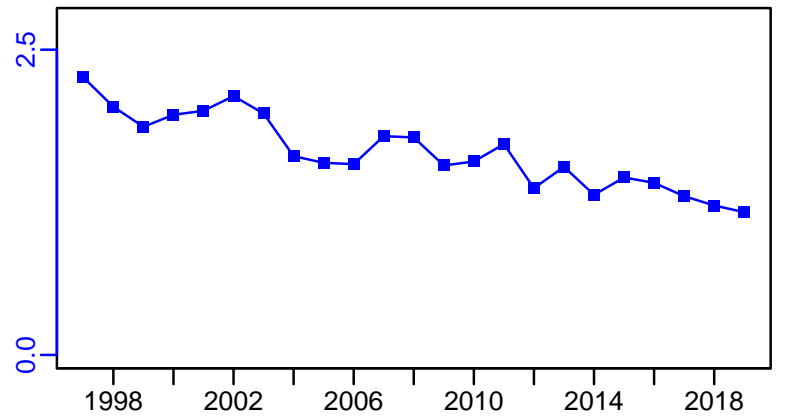
TAC–MT, Cpair–MT, Cadvised–MT (1978–2020–Quiroz)




survB_absolute–MT (1978–2020–Quiroz)




CPUE–index (1978–2020–Quiroz)



EFFORT*



CdivMSY*



■ 1st listed time series ▲ 3rd listed time series — MORAT
● 2nd listed time series - - - MSY * No Data

Southern hake Central-Southern Chile [SOUTHHAKECH]

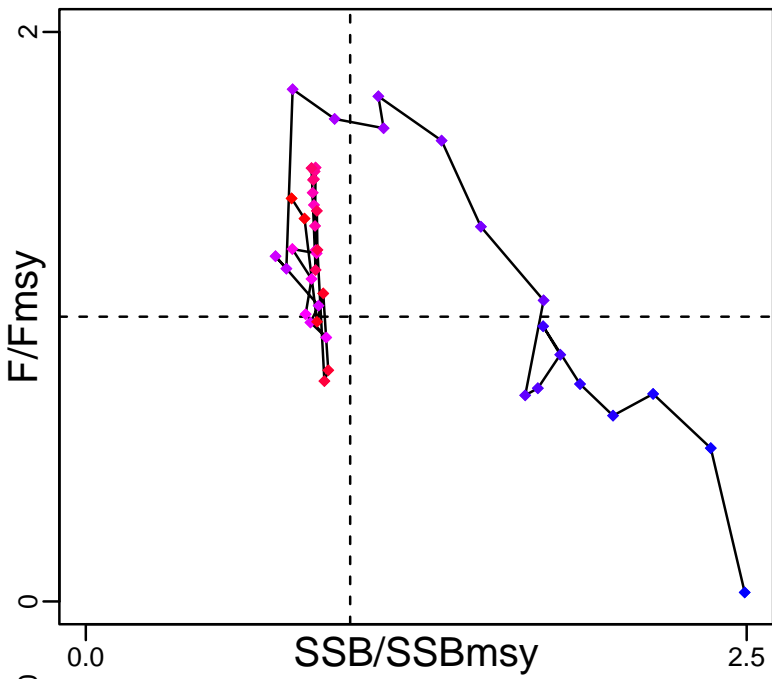
Metadata	
Scientific Name	Merluccius australis
Current Assess ID	IFOPCH-SOUTHHAKECH-1977-2019-Quiroz
Area	Central-Southern Chile
Management Authority	Subsecretaria de Pesca
Assessor	Instituto de Fomento Pesquero - Chilean Fisheries Development Institute
Asmts in RAM	2011, 2015, 2019

Reference Points			
Type	ID	Asmt Year	Value
TBmsy	-	-	-
SSBmsy	SSBmsy-pr-MT	2019	184,844
Fmsy	Fmsy-pr-1/yr	2019	0.257
ERmsy	-	-	-
TBmgt	-	-	-
SSBmgt	SSBmgt-MT	2015	172,400
Fmgt	Fmgt-1/yr	2015	0.313
ERmgt	-	-	-
TB0	TB0-MT	2015	940,000
SSB0	SSB0-MT	2019	462,111
MSY	-	-	-
M	M-1/yr	2015	0.21
TBlim	-	-	-
SSBlim	-	-	-
Flim	-	-	-
ERlim	-	-	-

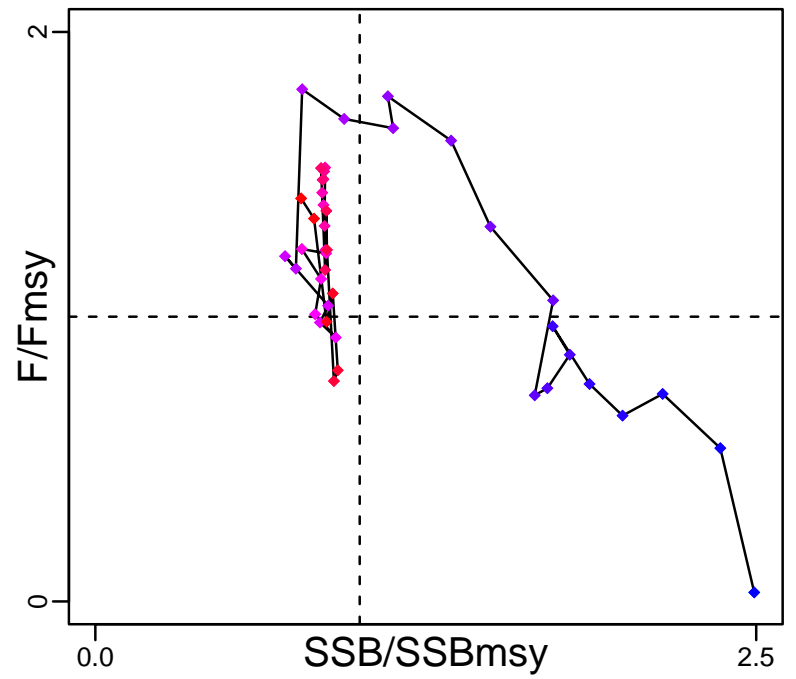
Time Series					
Type	ID	Asmt Year	Curr Value	Sex	Age
TB	TB-MT	2019	548,813	-	-
SSB	SSB-MT	2019	143,892	Both	-
TN	-	-	-	-	-
R	R-E00	2019	115,428,000	Both	-
F	F-1/yr	2019	0.364	Both	-
ER	ER-ratio	2019	1.415	-	-
TC	TC-MT	2019	28,214		
TL	TL-MT	2015	16,200		
TB/TBmsy	-	-	-		
SSB/SSBmsy	SSBdivSSBmsy-dimensionless	2019	0.778		
F/Fmsy	FdivFmsy-dimensionless	2019	1.415		
ER/ERmsy	-	-	-		
TB/TBmgt	-	-	-		
SSB/SSBmgt	SSB-MT/SSBmgt-MT	2015	0.539		
F/Fmgt	F-1/yr/Fmgt-1/yr	2015	1.086		
ER/ERmgt	-	-	-		

Southern hake Central–Southern Chile [SOUTHHAKECH]

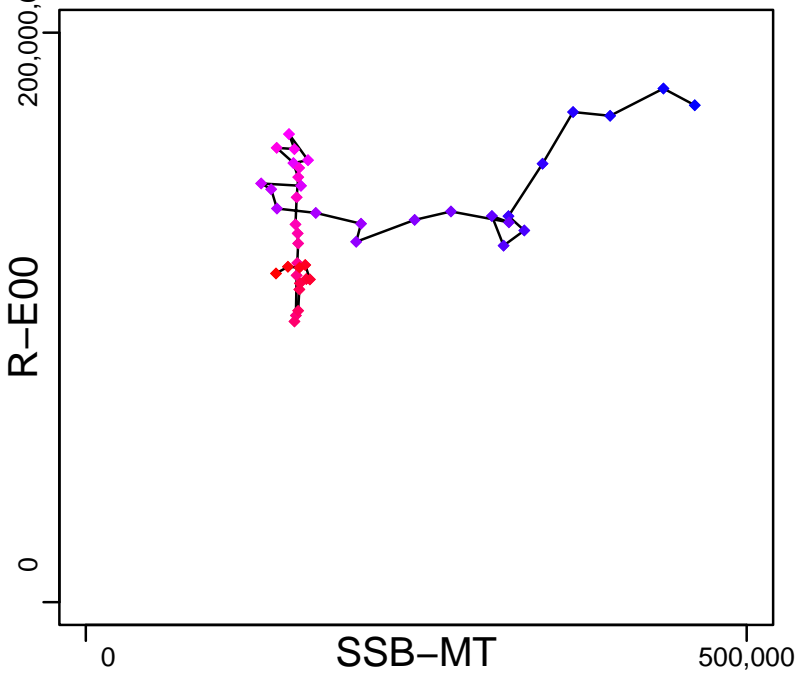
Kobe MSYpref (1977–2019–Quiroz)



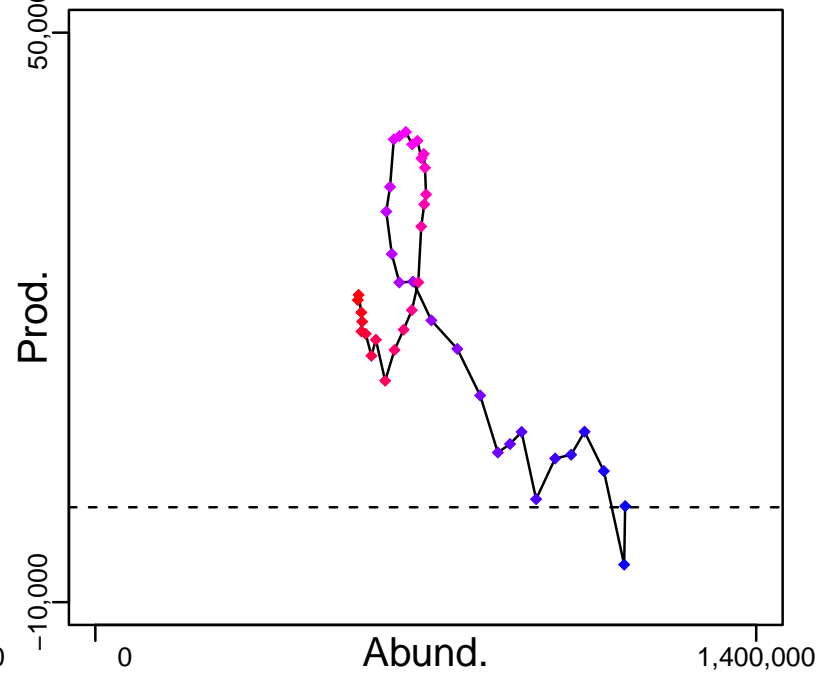
Kobe MGTpref (1977–2019–Quiroz)



Spawner Recruit (1977–2019–Quiroz)



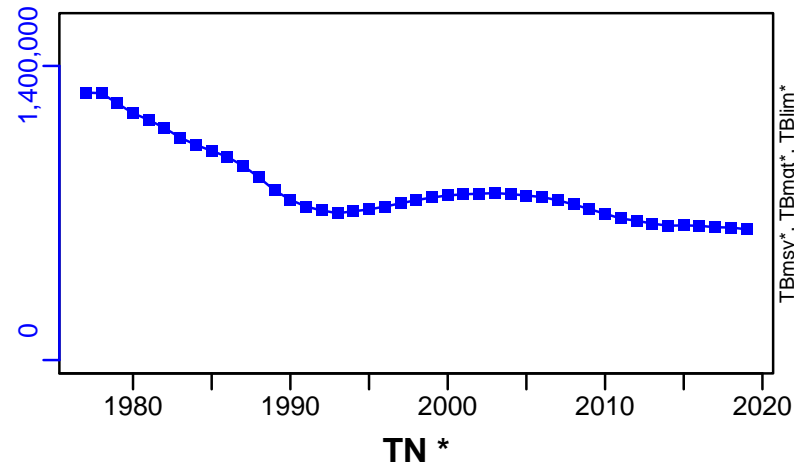
Production (1977–2019–Quiroz)



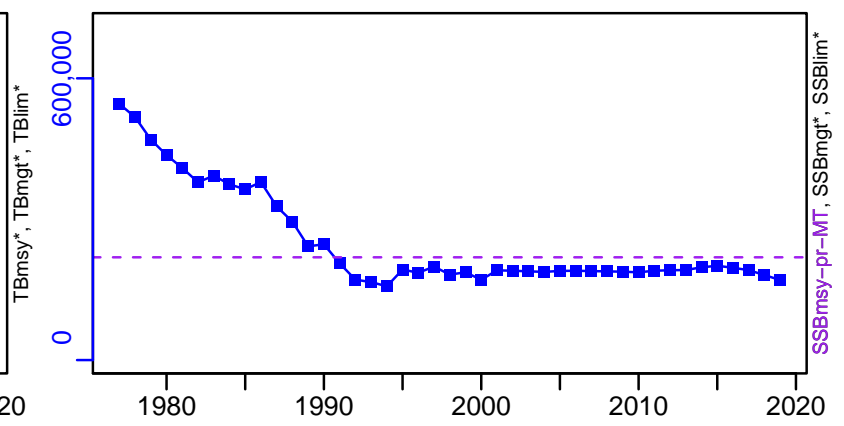
◆ Start Year ◆ End Year * No Data

Southern hake Central–Southern Chile [SOUTHHAKECH]

TB–MT (1977–2019–Quiroz)



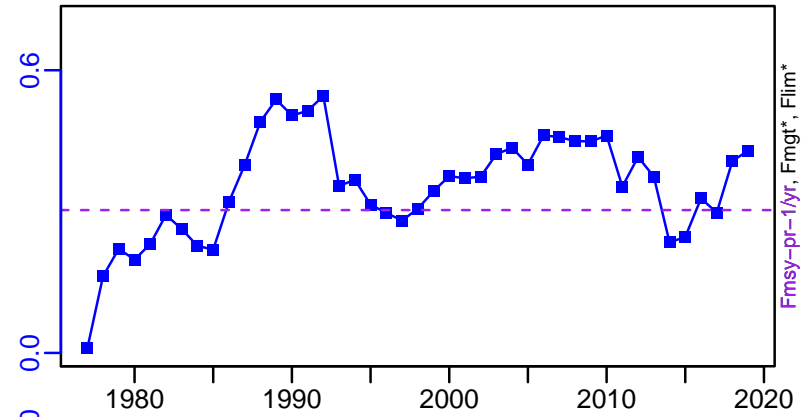
SSB–MT (1977–2019–Quiroz)



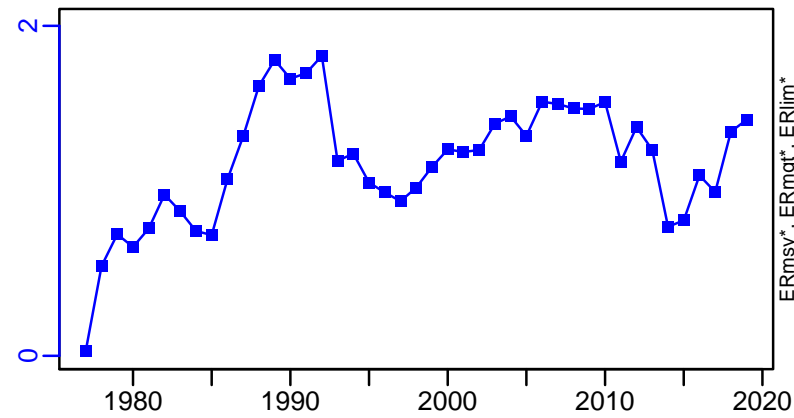
TN *



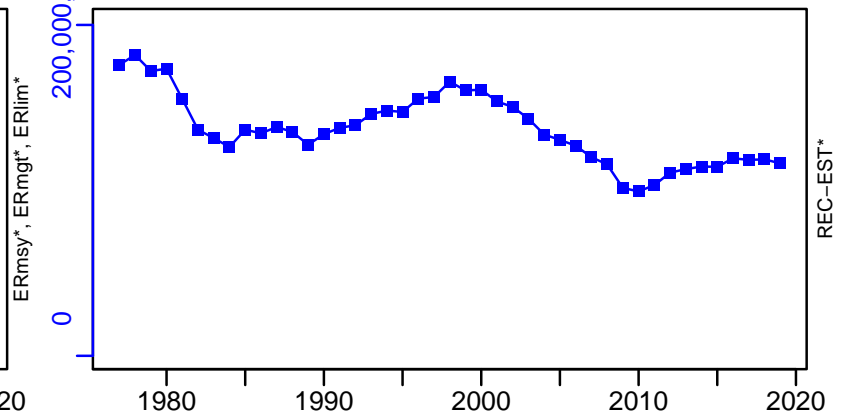
F–1/yr (1977–2019–Quiroz)



ER–ratio (1977–2019–Quiroz)

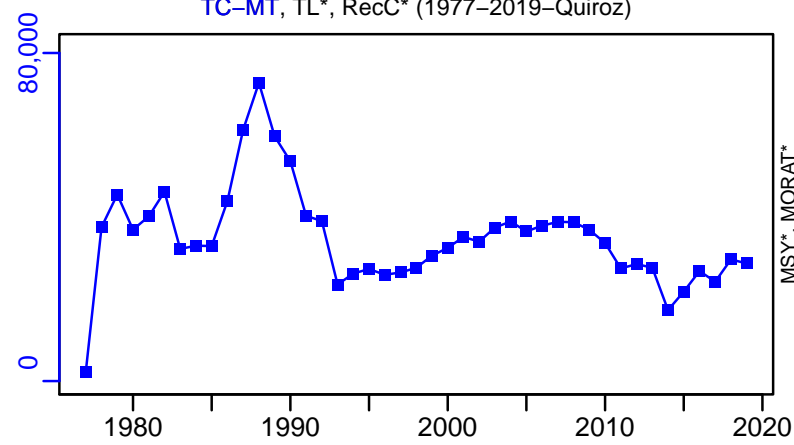


R–E00 (1977–2019–Quiroz)

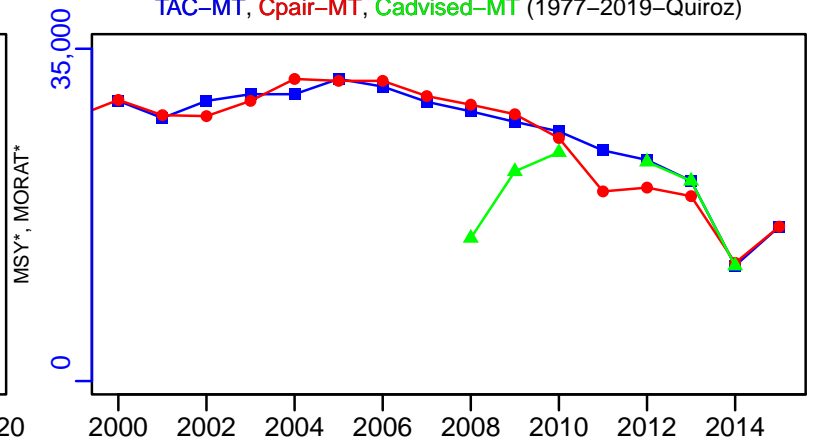


Southern hake Central–Southern Chile [SOUTHHAKECH]

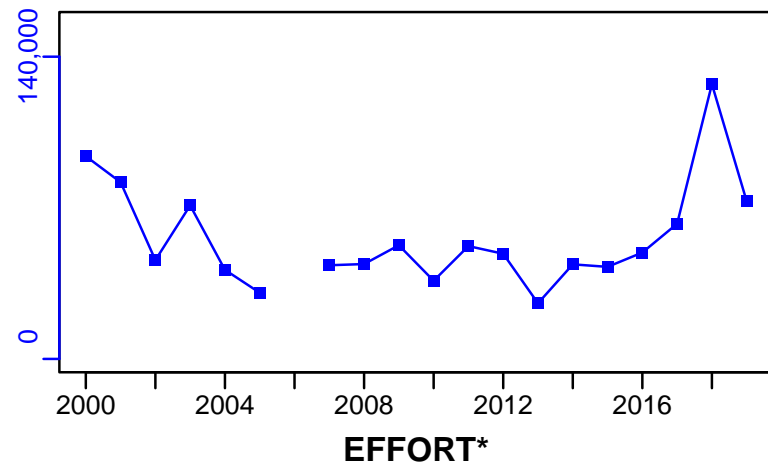
TC–MT, TL*, RecC* (1977–2019–Quiroz)



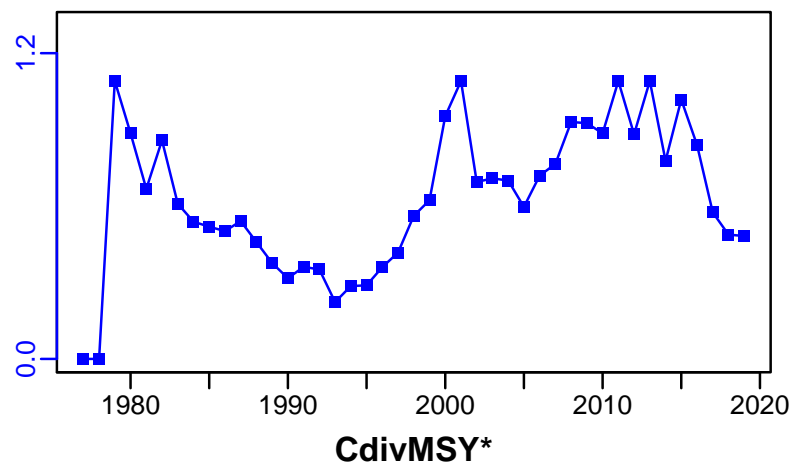
TAC–MT, Cpair–MT, Cadvised–MT (1977–2019–Quiroz)



survB_absolute–MT (1977–2019–Quiroz)



CPUE–1–index (1977–2019–Quiroz)



EFFORT*

CdivMSY*



South Pacific hake Central-Southern Chile [SPHAKECH]

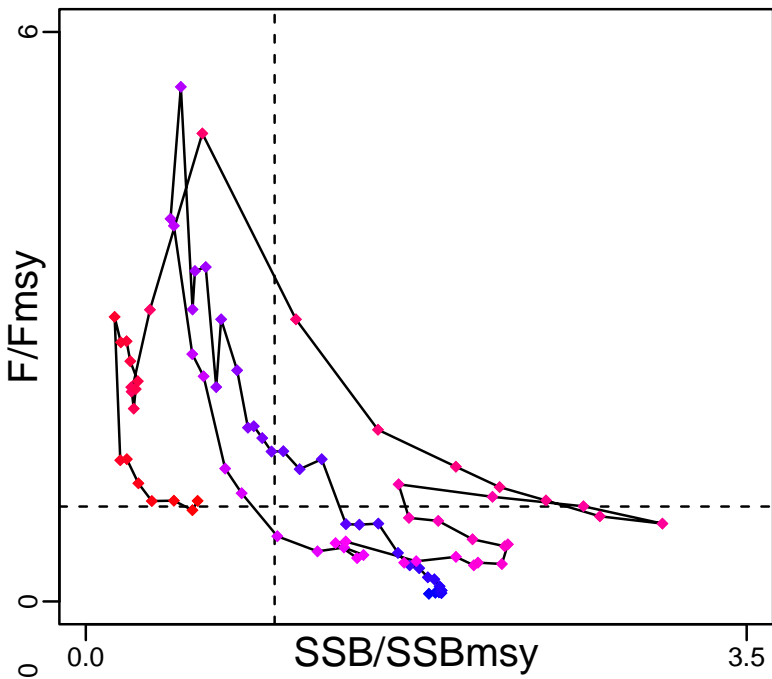
Metadata	
Scientific Name	Merluccius gayi
Current Assess ID	IFOPCH-SPHAKECH-1940-2020-Quiroz
Area	Central-Southern Chile
Management Authority	Subsecretaria de Pesca
Assessor	Instituto de Fomento Pesquero - Chilean Fisheries Development Institute
Asmts in RAM	2015, 2020, 2012

Reference Points			
Type	ID	Asmt Year	Value
TBmsy	-	-	-
SSBmsy	SSBmsy-pr-MT	2020	280,000
Fmsy	Fmsy-pr-1/yr	2020	0.2
ERmsy	-	-	-
TBmgt	-	-	-
SSBmgt	SSBmgt-MT	2020	280,000
Fmgt	Fmgt-1/yr	2020	0.2
ERmgt	-	-	-
TB0	-	-	-
SSB0	SSB0-MT	2020	587,360
MSY	-	-	-
M	M-1/yr	2015	0.33
TBlim	-	-	-
SSBlim	-	-	-
Flim	-	-	-
ERlim	-	-	-

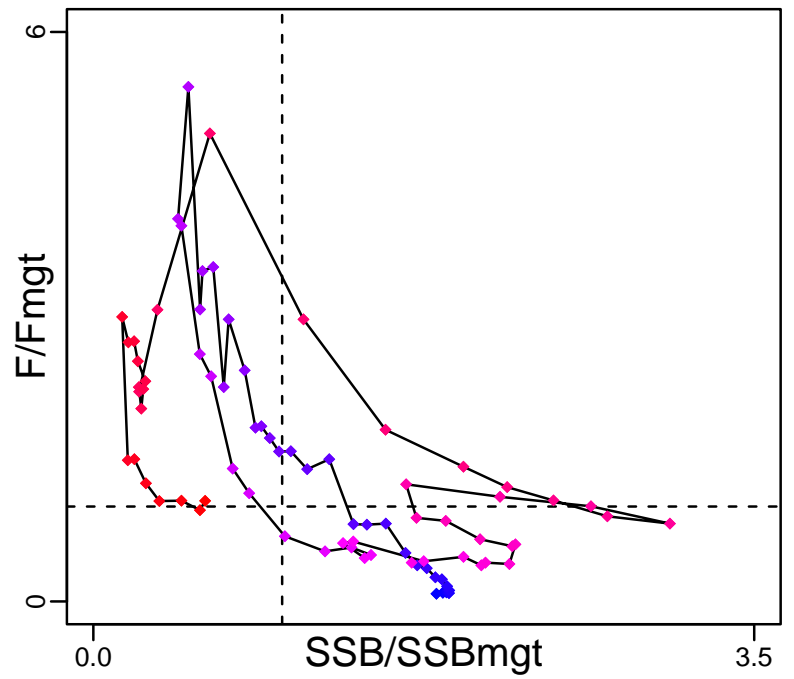
Time Series					
Type	ID	Asmt Year	Curr Value	Sex	Age
TB	TB-MT	2020	381,369	-	-
SSB	SSB-MT	2020	165,767	Both	-
TN	-	-	-	-	-
R	R-E00	2020	412,339,000	Both	-
F	F-1/yr	2020	0.212	-	-
ER	ER-calc-ratio	2020	0.145	-	-
TC	-	-	-		
TL	TL-MT	2020	55,400		
TB/TBmsy	-	-	-		
SSB/SSBmsy	SSBdivSSBmsy-dimensionless	2020	0.592		
F/Fmsy	FdivFmsy-dimensionless	2020	1.06		
ER/ERmsy	-	-	-		
TB/TBmgt	-	-	-		
SSB/SSBmgt	SSB-MT/SSBmgt-MT	2020	0.592		
F/Fmgt	F-1/yr/Fmgt-1/yr	2020	1.06		
ER/ERmgt	-	-	-		

South Pacific hake Central–Southern Chile [SPHAKECH]

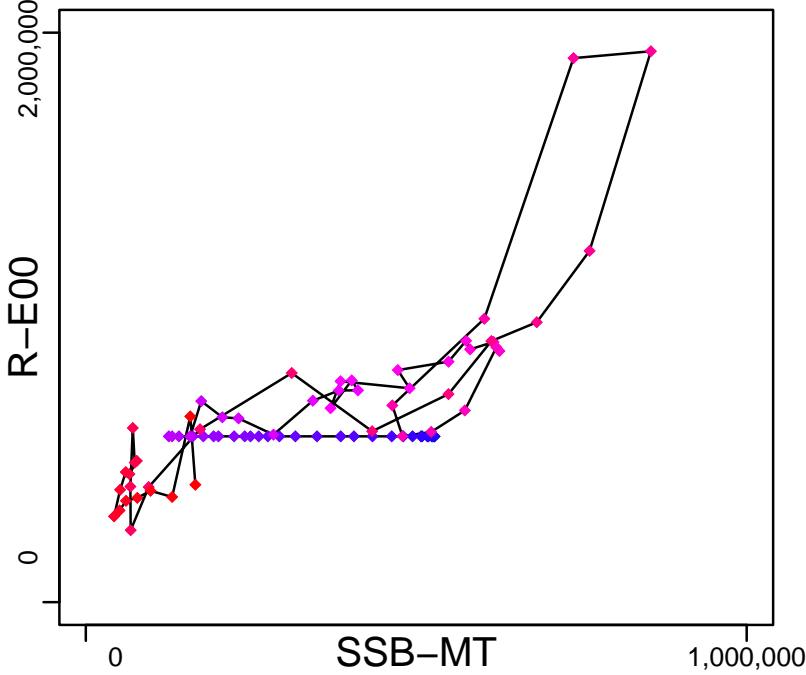
Kobe MSYpref (1940–2020–Quiroz)



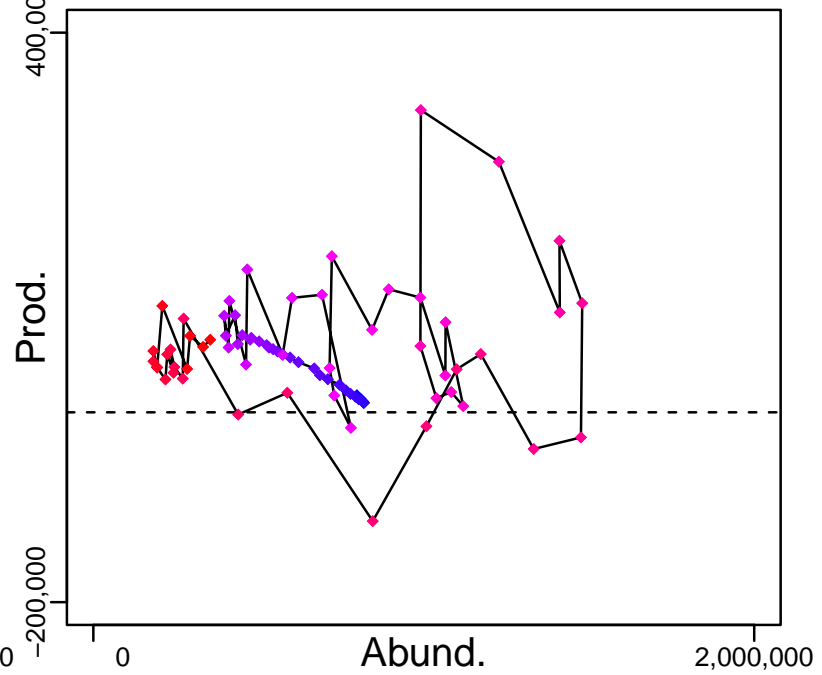
Kobe MGTpref (1940–2020–Quiroz)



Spawner Recruit (1940–2020–Quiroz)



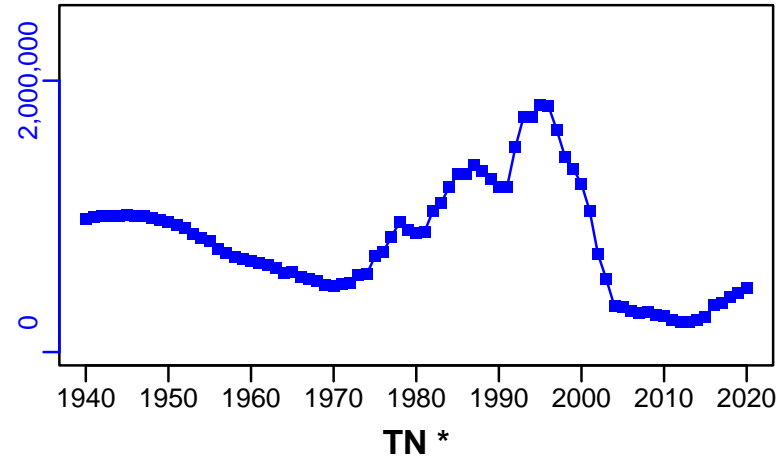
Production (1940–2020–Quiroz)



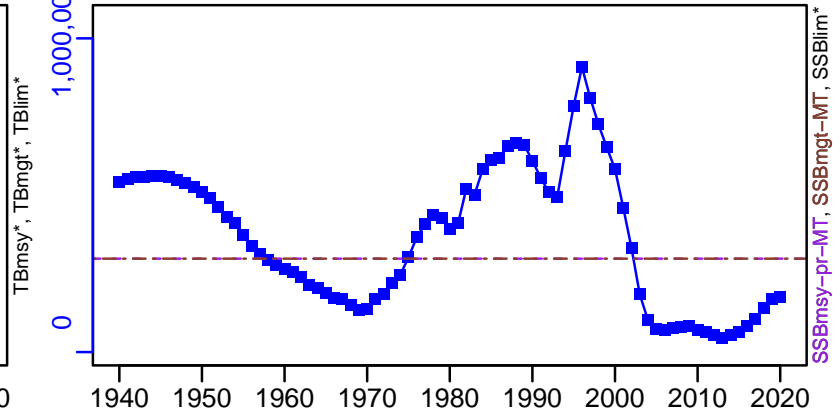
◆ Start Year ◆ End Year * No Data

South Pacific hake Central–Southern Chile [SPHAKECH]


TB–MT (1940–2020–Quiroz)



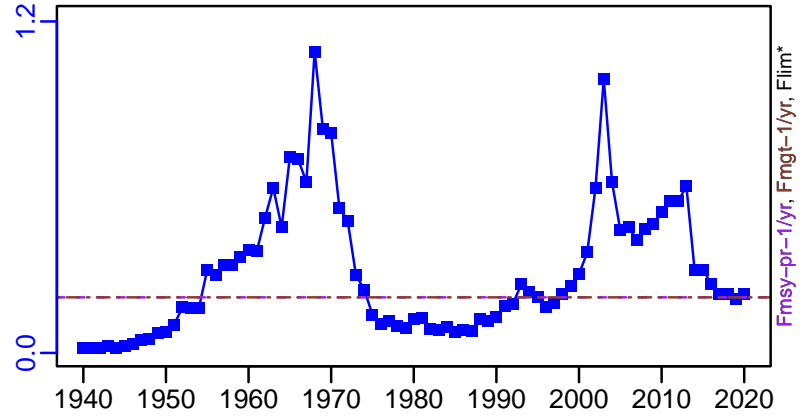
SSB–MT (1940–2020–Quiroz)



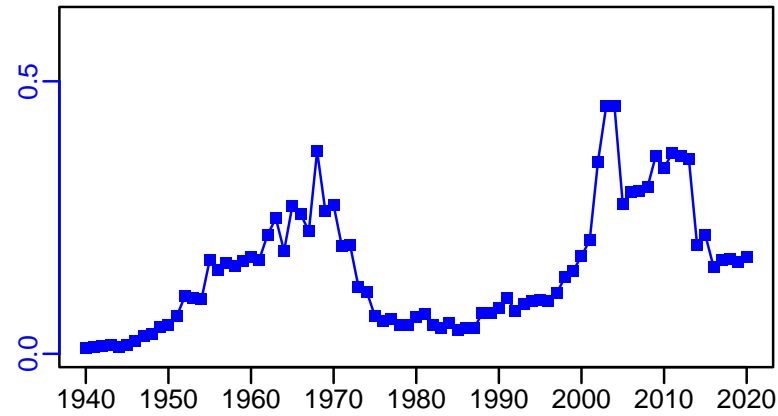
TN *



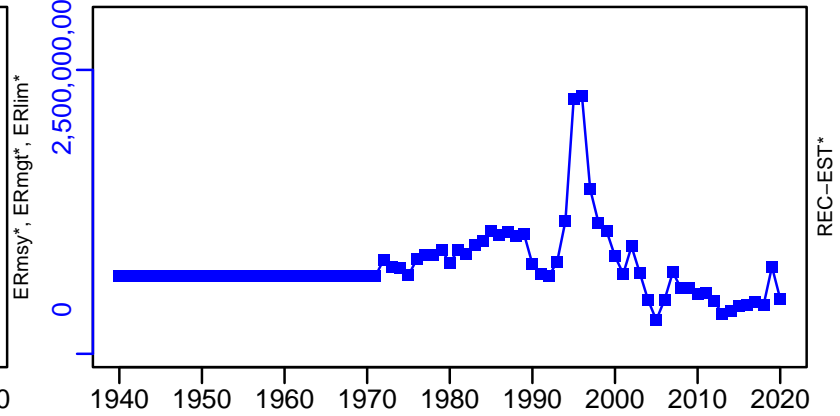
F–1/yr (1940–2020–Quiroz)



ER–calc–ratio (1940–2020–Quiroz)

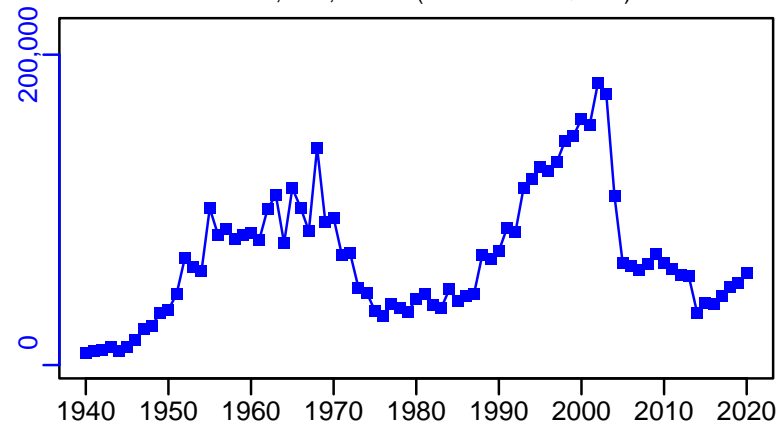


R–E00 (1940–2020–Quiroz)

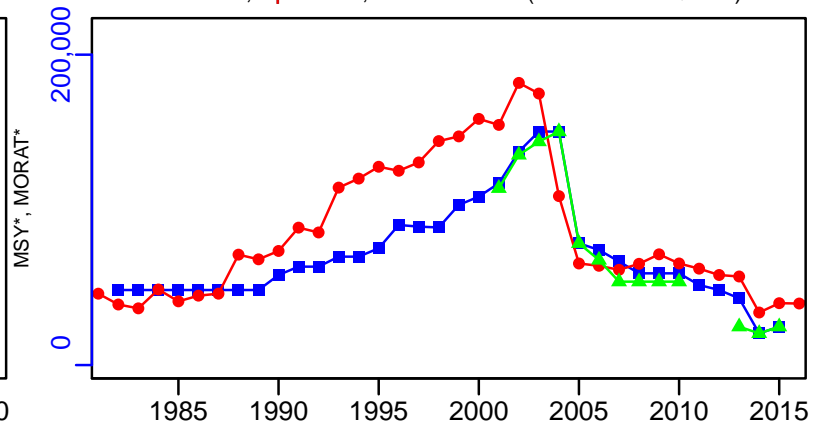


South Pacific hake Central–Southern Chile [SPHAKECH]

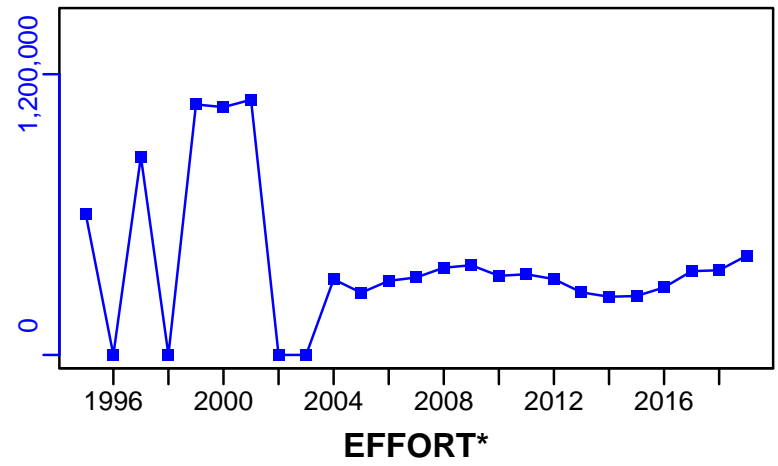
TL–MT, TC*, RecC* (1940–2020–Quiroz)



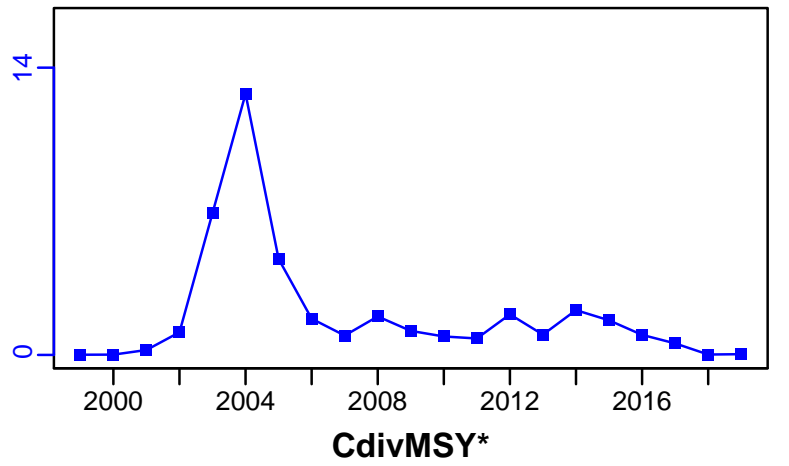
TAC–MT, Cpair–MT, Cadvised–MT (1940–2020–Quiroz)




survB_absolute–MT (1940–2020–Quiroz)




CPUE–index (1940–2020–Quiroz)



EFFORT*



CdivMSY*



■ 1st listed time series ▲ 3rd listed time series — MORAT
● 2nd listed time series - - - MSY * No Data

Southern sardine Central-Southern Chile [SSARDCH]

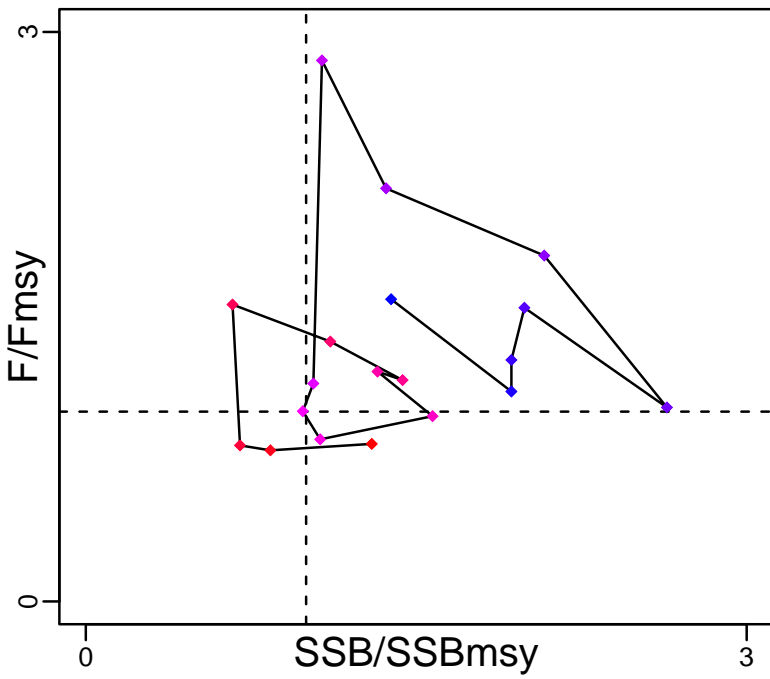
Metadata	
Scientific Name	Sprattus fuegensis
Current Assess ID	IFOPCH-SSARDCH-2002-2020-Quiroz
Area	Central-Southern Chile
Management Authority	Subsecretaria de Pesca
Assessor	Instituto de Fomento Pesquero - Chilean Fisheries Development Institute
Asmts in RAM	2020, 2012, 2016

Reference Points			
Type	ID	Asmt Year	Value
TBmsy	-	-	-
SSBmsy	SSBmsy-pr-MT	2020	29,549
Fmsy	Fmsy-pr-1/yr	2020	0.31
ERmsy	-	-	-
TBmgt	-	-	-
SSBmgt	SSBmgt-MT	2016	32,400
Fmgt	Fmgt-1/yr	2016	0.34
ERmgt	-	-	-
TB0	-	-	-
SSB0	SSB0-MT	2020	53,725
MSY	MSY-MT	2020	17,982
M	M-1/yr	2020	0.83
TBlim	-	-	-
SSBlim	SSBlim-MT	2020	14,774
Flim	-	-	-
ERlim	-	-	-

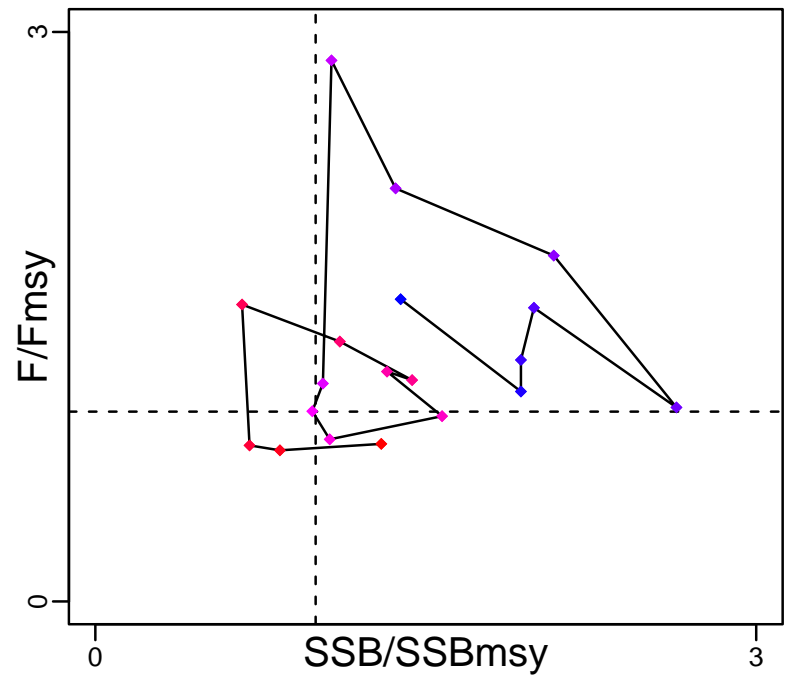
Time Series					
Type	ID	Asmt Year	Curr Value	Sex	Age
TB	TB-MT	2020	113,800	-	-
SSB	SSB-MT	2020	38,349	Both	-
TN	-	-	-	-	-
R	R-E00	2020	2378	Both	-
F	F-1/yr	2020	0.26	Both	-
ER	ER-ratio	2020	0.134	-	-
TC	TC-MT	2020	15,471		
TL	TL-MT	2016	20,000		
TB/TBmsy	-	-	-		
SSB/SSBmsy	SSBdivSSBmsy-dimensionless	2020	1.298		
F/Fmsy	FdivFmsy-dimensionless	2020	0.83		
ER/ERmsy	-	-	-		
TB/TBmgt	-	-	-		
SSB/SSBmgt	SSB-MT/SSBmgt-MT	2016	1.296		
F/Fmgt	F-1/yr/Fmgt-1/yr	2016	0.941		
ER/ERmgt	-	-	-		

Southern sardine Central–Southern Chile [SSARDCH]

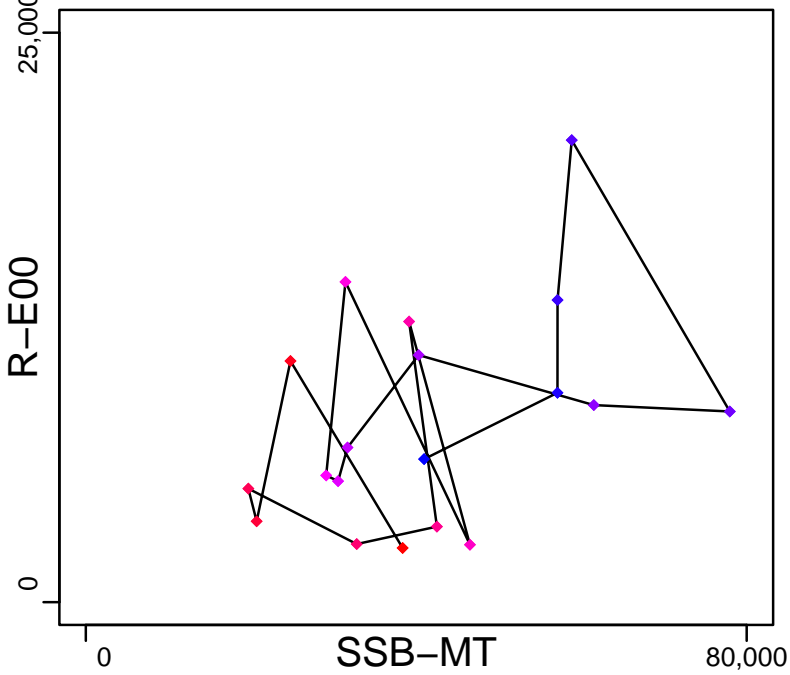
Kobe MSYpref (2002–2020–Quiroz)



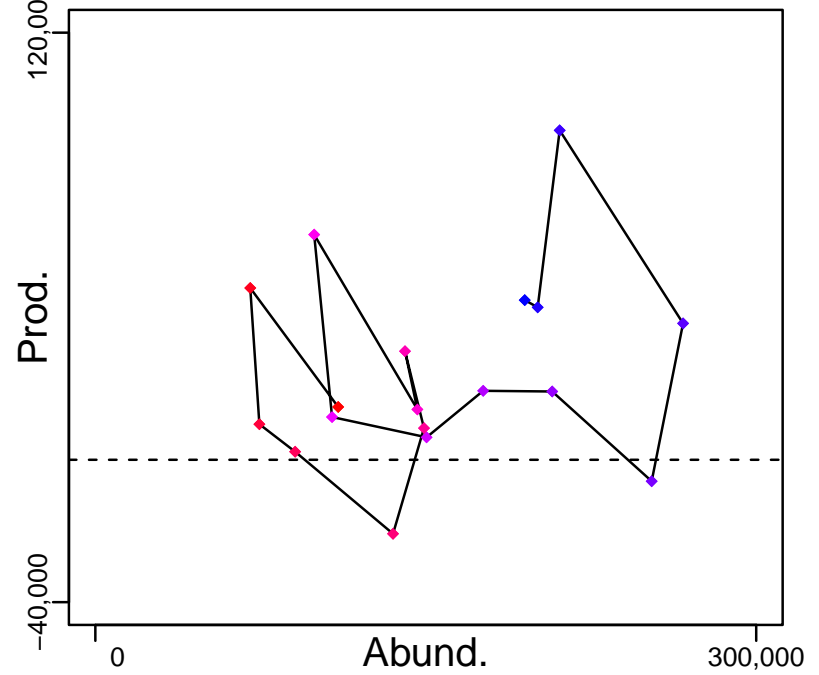
Kobe MGTpref (2002–2020–Quiroz)



Spawner Recruit (2002–2020–Quiroz)



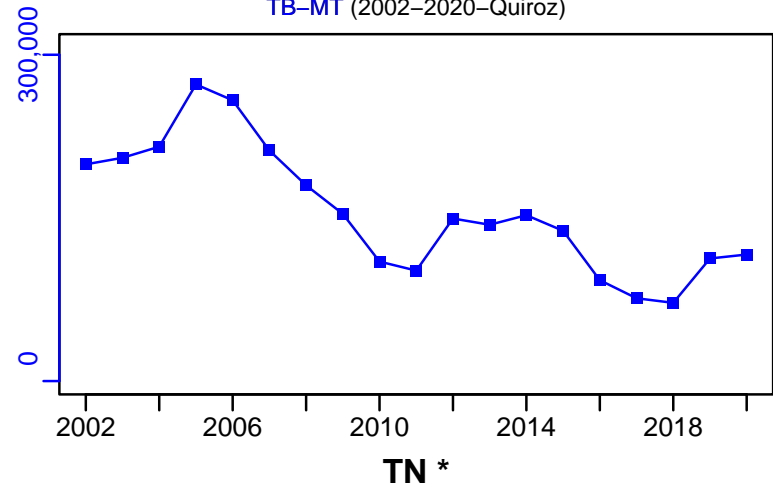
Production (2002–2020–Quiroz)



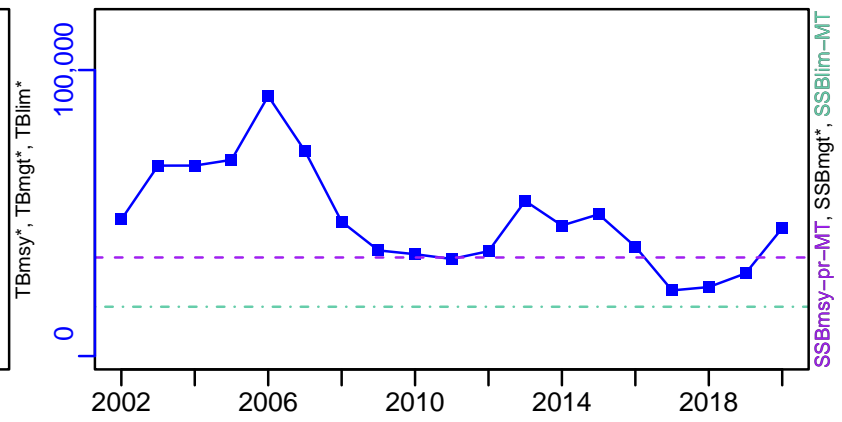
◆ Start Year ◆ End Year * No Data

Southern sardine Central–Southern Chile [SSARDCH]

TB–MT (2002–2020–Quiroz)



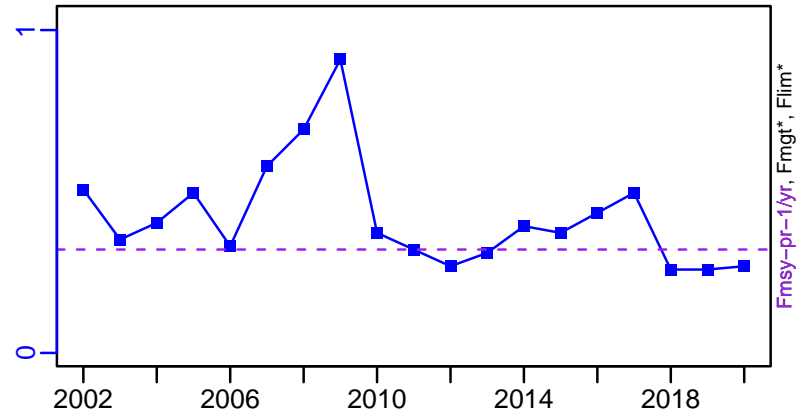
SSB–MT (2002–2020–Quiroz)



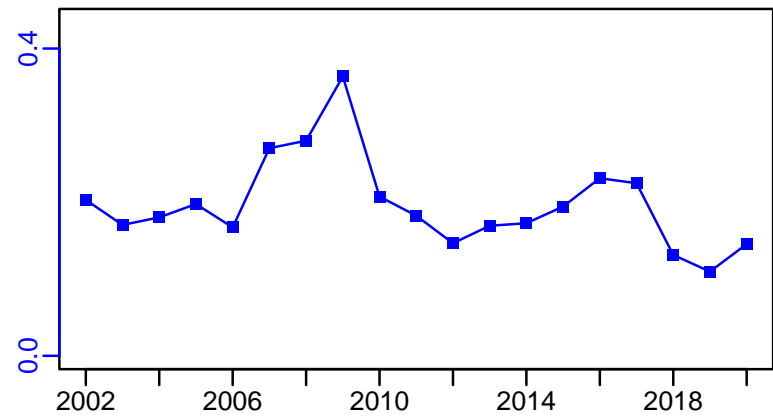
TN *



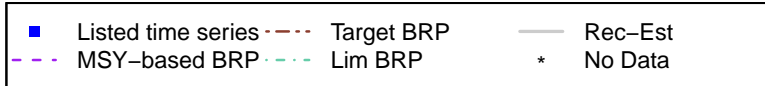
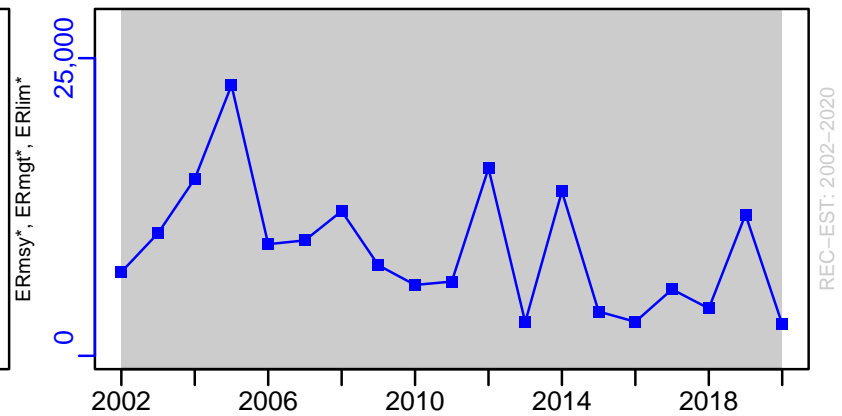
F–1/yr (2002–2020–Quiroz)



ER–ratio (2002–2020–Quiroz)

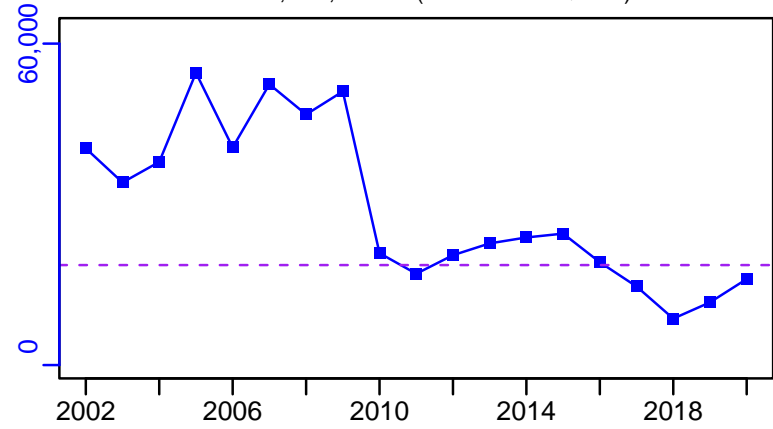


R–E00 (2002–2020–Quiroz)

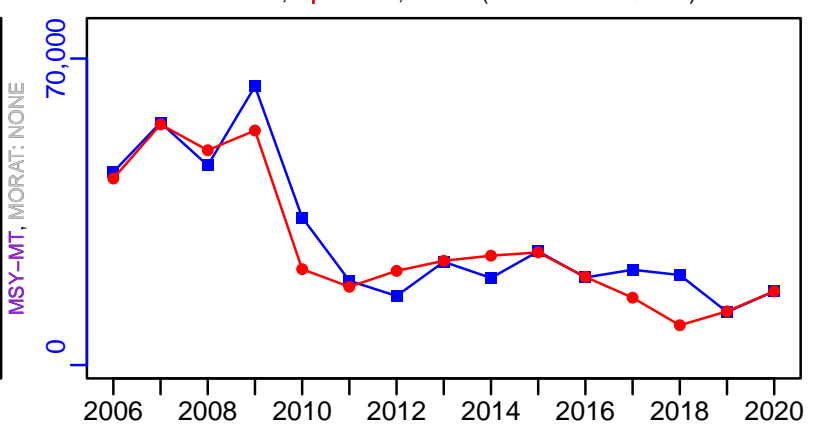


Southern sardine Central–Southern Chile [SSARDCH]

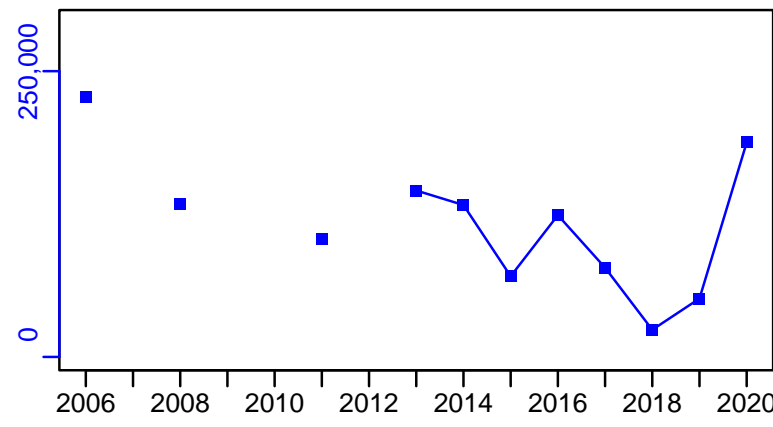
TC–MT, TL*, RecC* (2002–2020–Quiroz)



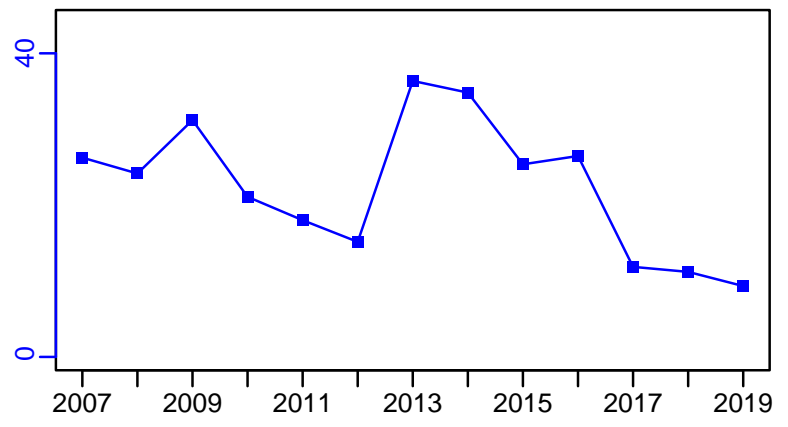
TAC–MT, Cpair–MT, Cadv* (2002–2020–Quiroz)




survB_absolute–MT (2002–2020–Quiroz)



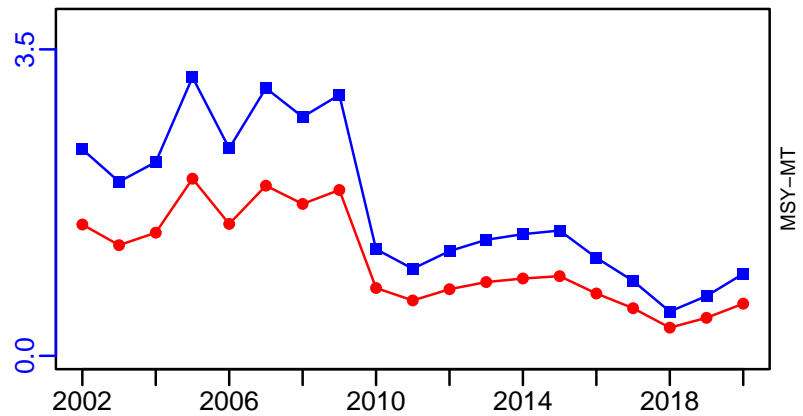
CPUE–index (2002–2020–Quiroz)



EFFORT*



TC–MT/MSY–MT, CdivMEANC–ratio, (2002–2020–Quiroz)



■ 1st listed time series ▲ 3rd listed time series — MORAT
● 2nd listed time series - - - MSY * No Data

Yellownose skate Central-Southern Chile [YNOSESKACSCH]

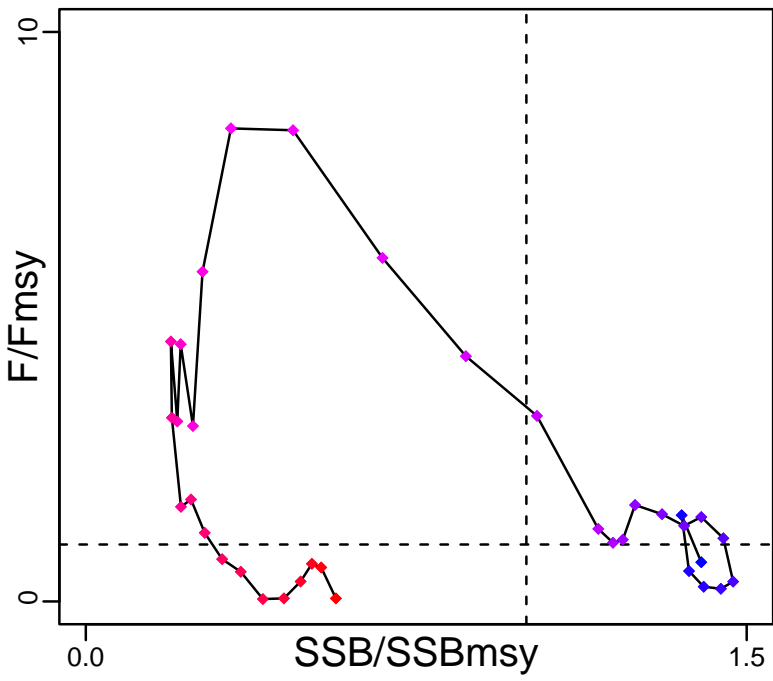
Metadata	
Scientific Name	Zearaja chilensis
Current Assess ID	IFOPCH-YNOSESKACSCH-1978-2014-PARMA
Area	Central-Southern Chile
Management Authority	Subsecretaria de Pesca
Assessor	Instituto de Fomento Pesquero - Chilean Fisheries Development Institute
Asmts in RAM	2014

Reference Points			
Type	ID	Asmt Year	Value
TBmsy	-	-	-
SSBmsy	SSBmsy-pr-MT	2014	1797
Fmsy	Fmsy-1/yr	2014	0.062
ERmsy	-	-	-
TBmgt	-	-	-
SSBmgt	SSBmgt-MT	2014	1797
Fmgt	Fmgt-1/yr	2014	0.062
ERmgt	-	-	-
TB0	-	-	-
SSB0	SSB0-MT	2014	3993
MSY	-	-	-
M	M-1/yr	2014	0.14
TBlim	-	-	-
SSBlim	SSBlim-MT	2014	898
Flim	-	-	-
ERlim	-	-	-

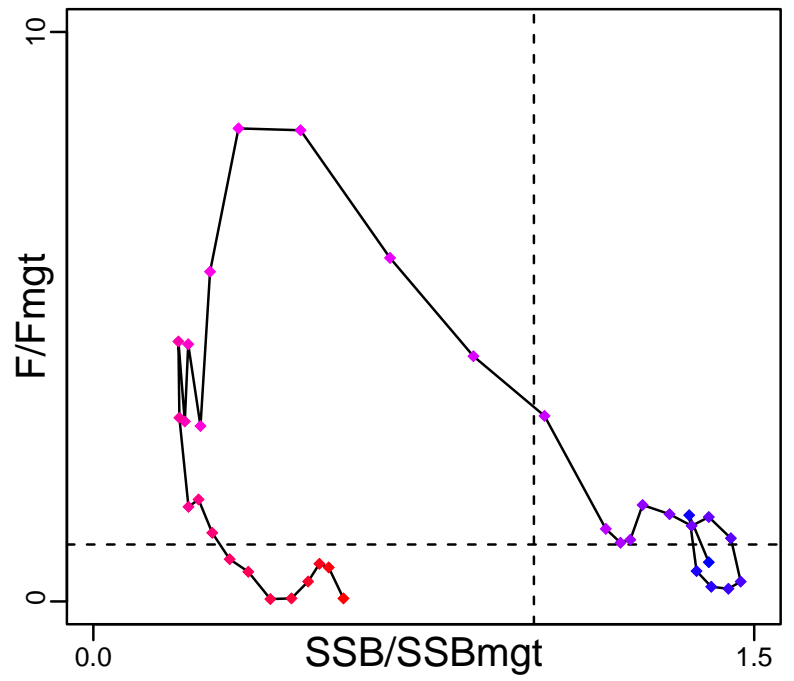
Time Series					
Type	ID	Asmt Year	Curr Value	Sex	Age
TB	TB-MT	2014	6090	-	-
SSB	SSB-MT	2014	1020	Females	-
TN	-	-	-	-	-
R	R-E00	2014	253,000	-	1
F	F-1/yr	2014	0.003	Females	-
ER	ER-calc-ratio	2014	0.002	-	-
TC	-	-	-		
TL	TL-MT	2014	15		
TB/TBmsy	-	-	-		
SSB/SSBmsy	SSB-MT/SSBmsy-pr-MT	2014	0.568		
F/Fmsy	F-1/yr/Fmsy-1/yr	2014	0.053		
ER/ERmsy	-	-	-		
TB/TBmgt	-	-	-		
SSB/SSBmgt	SSB-MT/SSBmgt-MT	2014	0.568		
F/Fmgt	F-1/yr/Fmgt-1/yr	2014	0.053		
ER/ERmgt	-	-	-		

Yellownose skate Central–Southern Chile [YNOSESKACSCH]

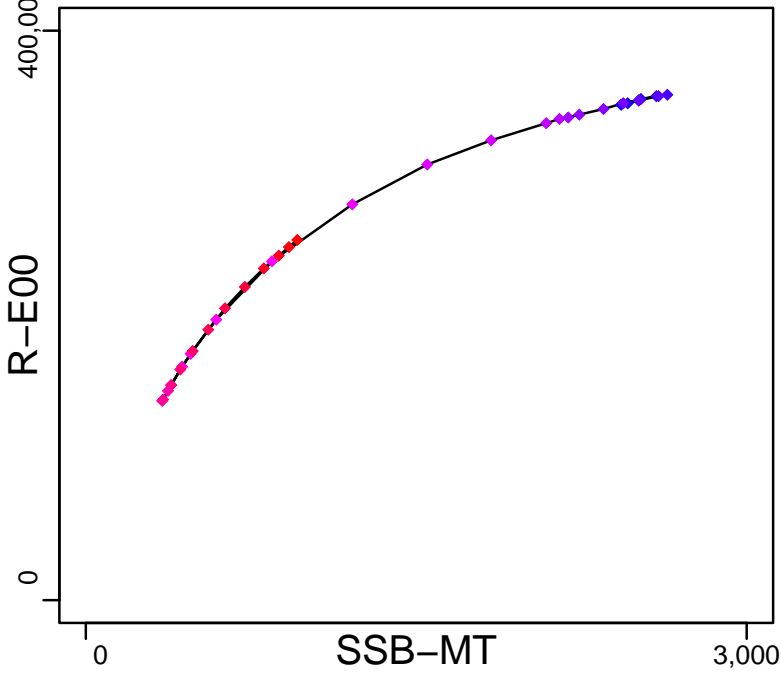
Kobe MSYpref (1978–2014–PARMA)



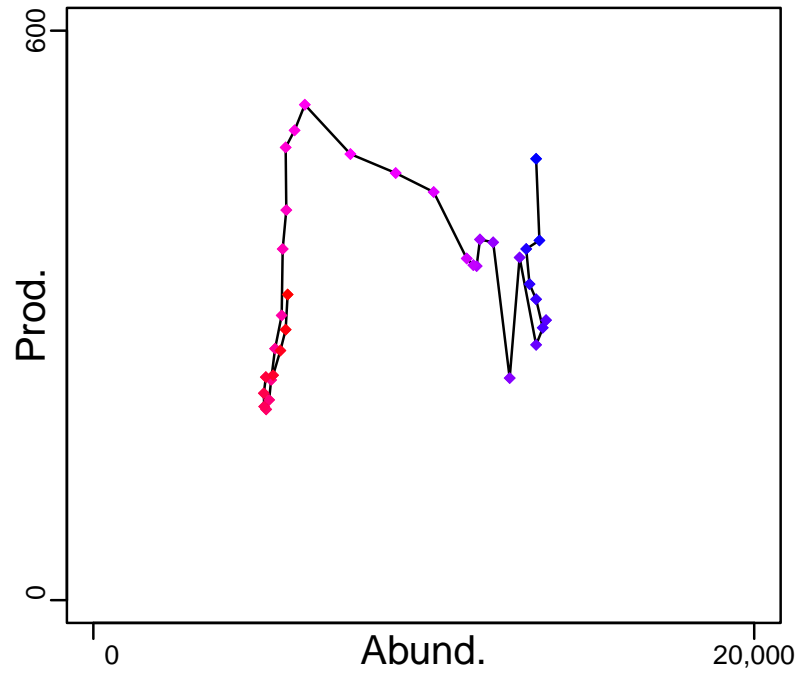
Kobe MGTpref (1978–2014–PARMA)



Spawner Recruit (1978–2014–PARMA)



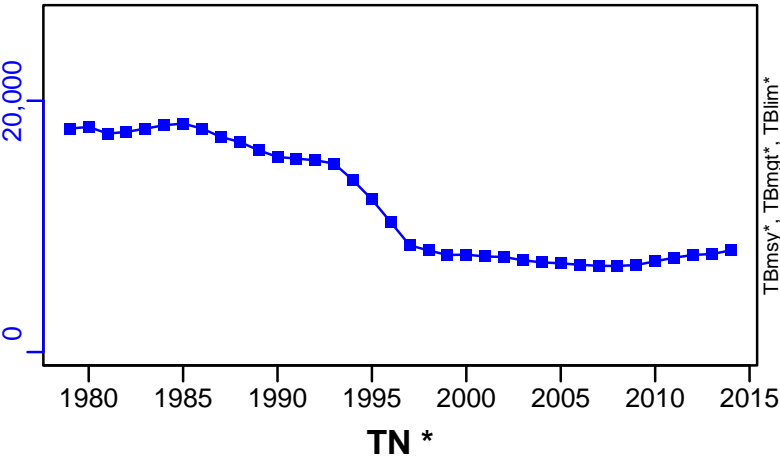
Production (1978–2014–PARMA)



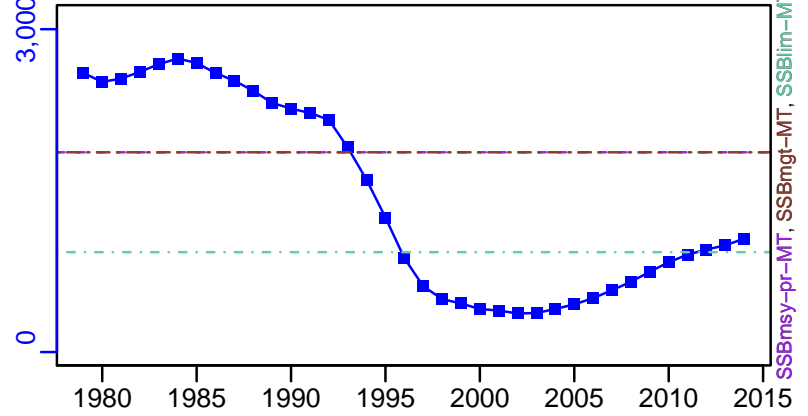
◆ Start Year ◆ End Year * No Data

Yellownose skate Central–Southern Chile [YNOSESKACSCH]


TB–MT (1978–2014–PARMA)



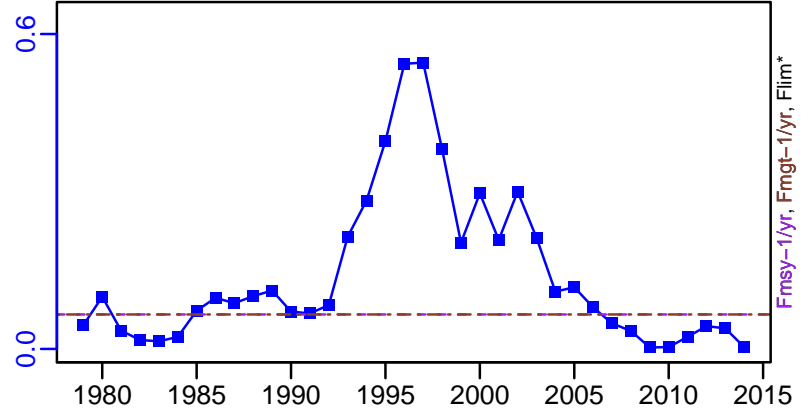
SSB–MT (1978–2014–PARMA)



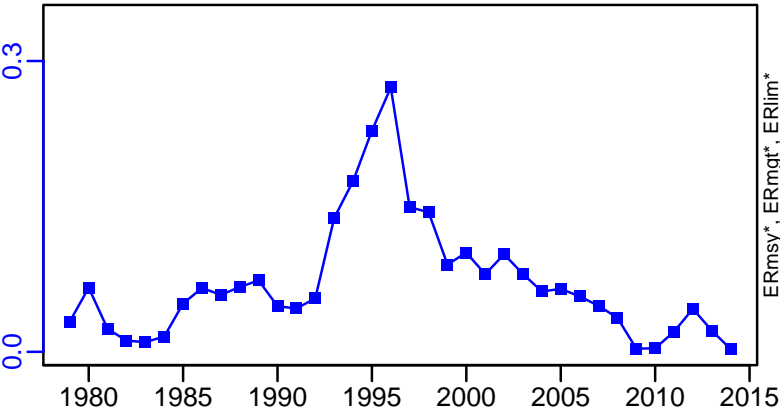
TN *



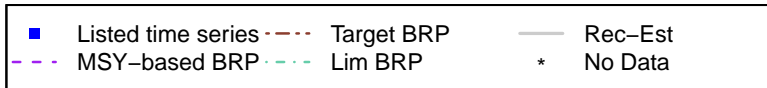
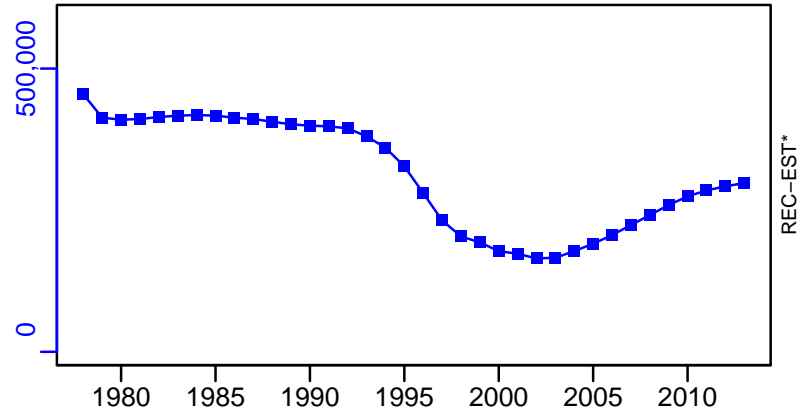
F–1/yr (1978–2014–PARMA)



ER–calc–ratio (1978–2014–PARMA)




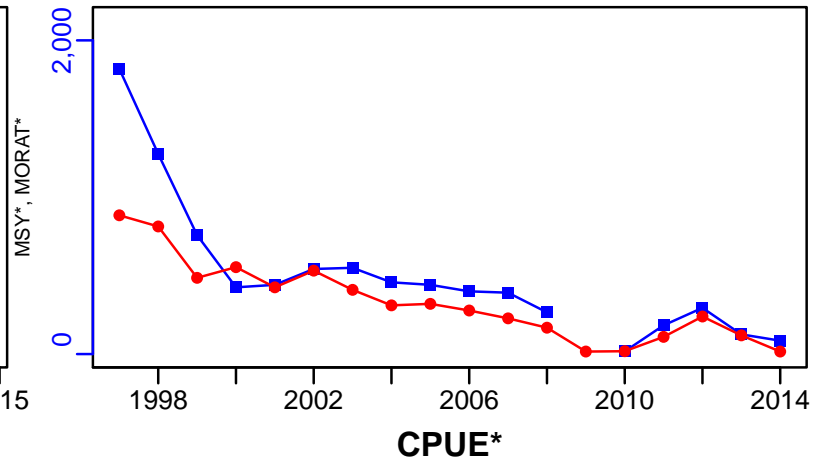
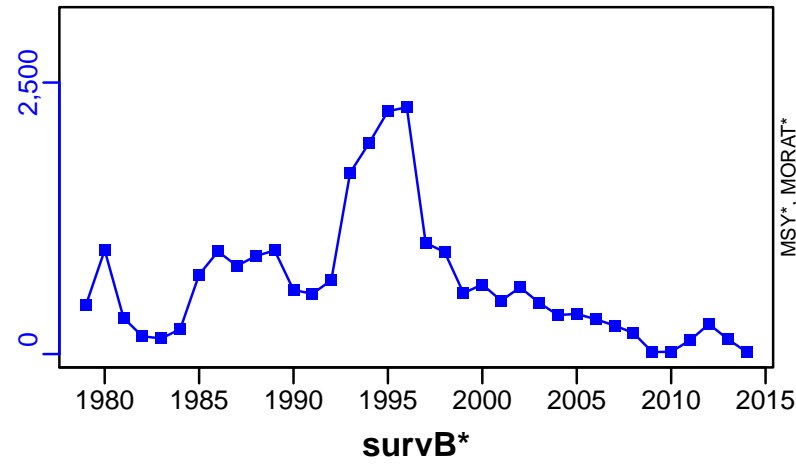
R–E00 (1978–2014–PARMA)




Yellownose skate Central–Southern Chile [YNOSESKACSCH]

TL–MT, TC*, RecC* (1978–2014–PARMA)

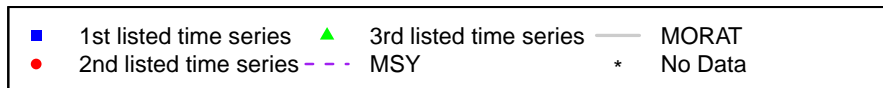


TAC–MT, Cpair–MT, Cadv* (1978–2014–PARMA)



EFFORT*



CdivMSY*



Yellownose skate Southern Chile [YNOSESKASCH]

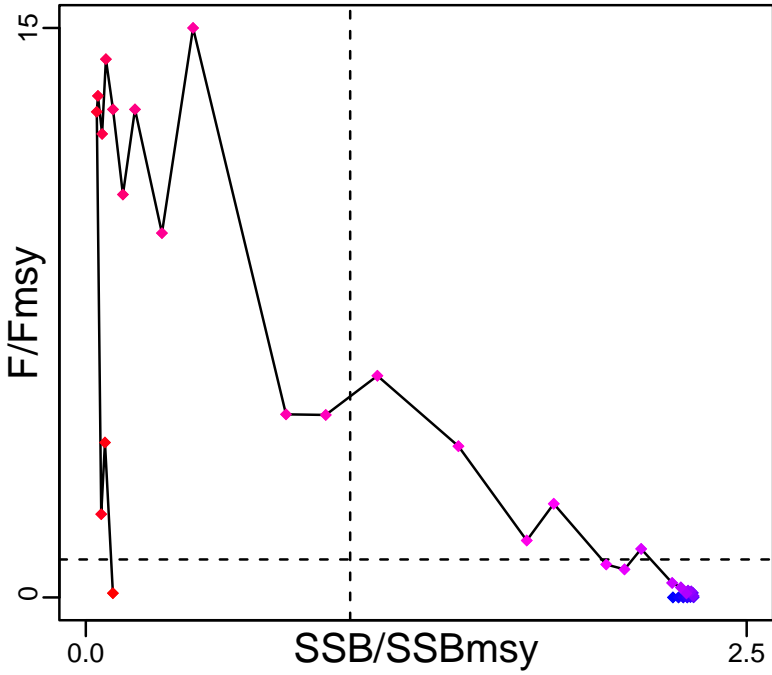
Metadata	
Scientific Name	Zearaja chilensis
Current Assess ID	IFOPCH-YNOSESKASCH-1978-2014-PARMA
Area	Southern Chile
Management Authority	Subsecretaria de Pesca
Assessor	Instituto de Fomento Pesquero - Chilean Fisheries Development Institute
Asmts in RAM	2014

Reference Points			
Type	ID	Asmt Year	Value
TBmsy	-	-	-
SSBmsy	SSBmsy-pr-MT	2014	3327
Fmsy	Fmsy-1/yr	2014	0.062
ERmsy	-	-	-
TBmgt	-	-	-
SSBmgt	SSBmgt-MT	2014	3327
Fmgt	Fmgt-1/yr	2014	0.062
ERmgt	-	-	-
TB0	-	-	-
SSB0	SSB0-MT	2014	7394
MSY	-	-	-
M	M-1/yr	2014	0.14
TBlim	-	-	-
SSBlim	SSBlim-MT	2014	1664
Flim	-	-	-
ERlim	-	-	-

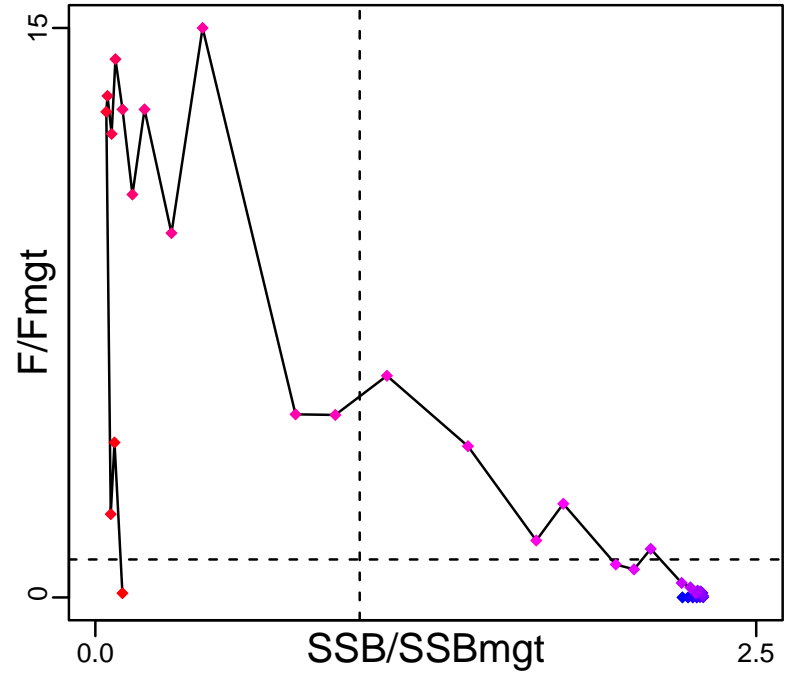
Time Series					
Type	ID	Asmt Year	Curr Value	Sex	Age
TB	TB-MT	2014	3850	-	-
SSB	SSB-MT	2014	341	Females	-
TN	-	-	-	-	-
R	R-E00	2014	113	-	1
F	F-1/yr	2014	0.007	Females	-
ER	ER-calc-ratio	2014	0.004	-	-
TC	-	-	-		
TL	TL-MT	2014	16		
TB/TBmsy	-	-	-		
SSB/SSBmsy	SSB-MT/SSBmsy-pr-MT	2014	0.102		
F/Fmsy	F-1/yr/Fmsy-1/yr	2014	0.112		
ER/ERmsy	-	-	-		
TB/TBmgt	-	-	-		
SSB/SSBmgt	SSB-MT/SSBmgt-MT	2014	0.102		
F/Fmgt	F-1/yr/Fmgt-1/yr	2014	0.112		
ER/ERmgt	-	-	-		

Yellownose skate Southern Chile [YNOSESKASCH]

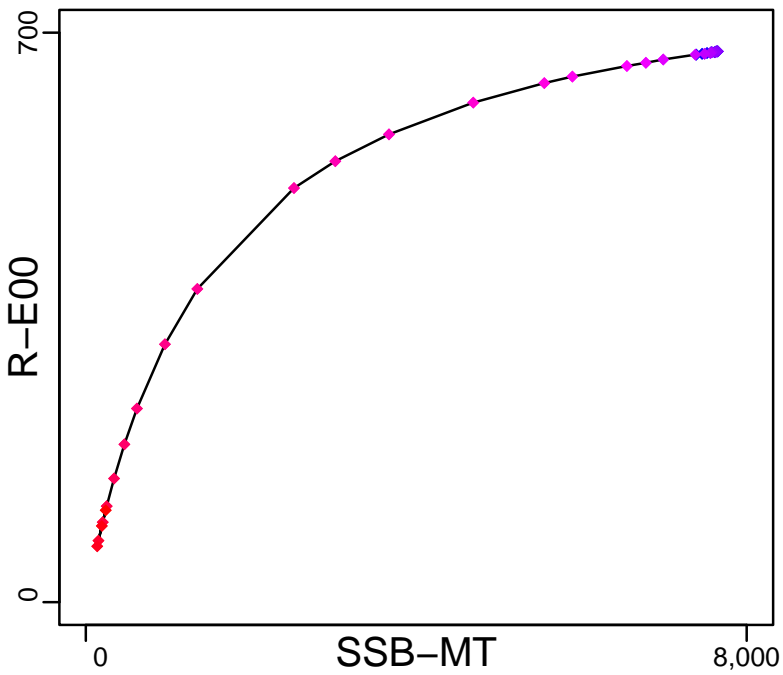
Kobe MSYpref (1978–2014–PARMA)



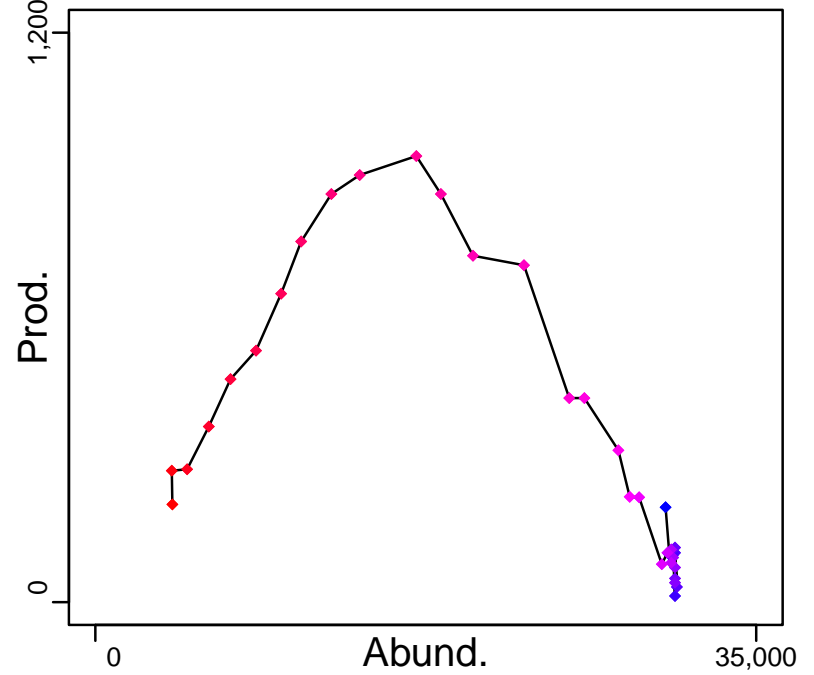
Kobe MGTpref (1978–2014–PARMA)



Spawner Recruit (1978–2014–PARMA)



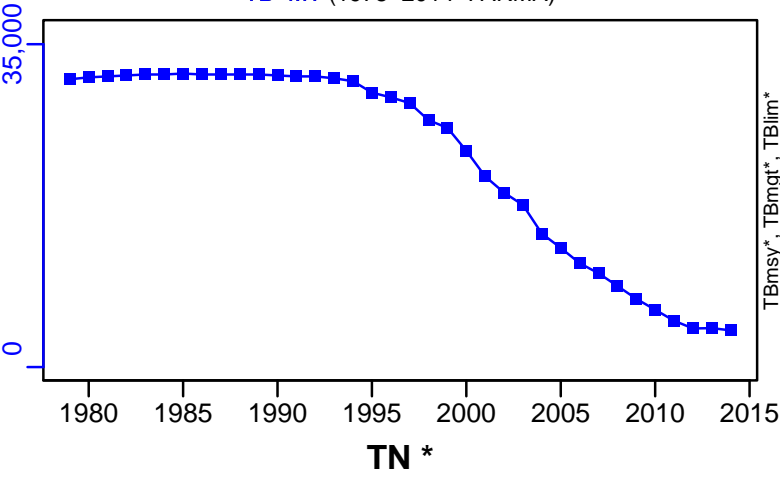
Production (1978–2014–PARMA)



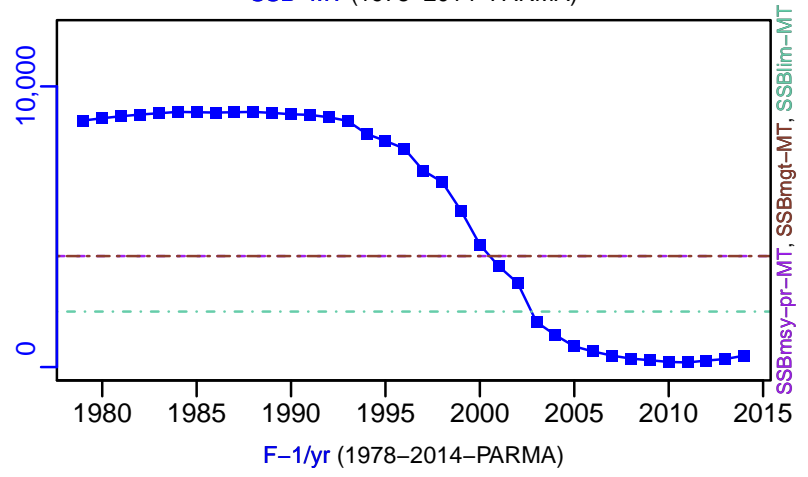
◆ Start Year ◆ End Year * No Data

Yellownose skate Southern Chile [YNOSESKASCH]

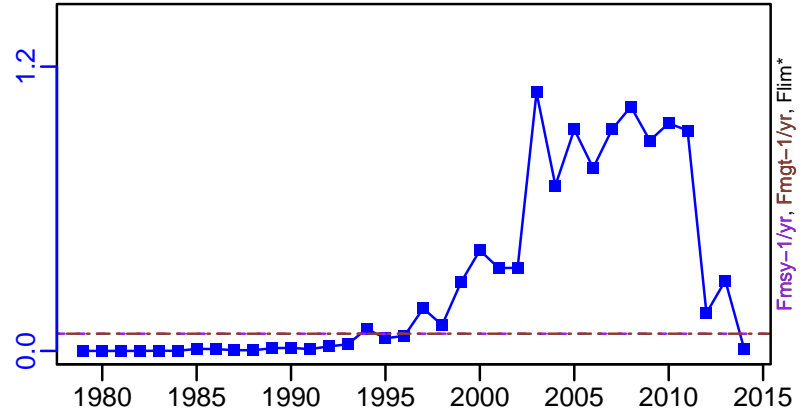

TB-MT (1978-2014-PARMA)



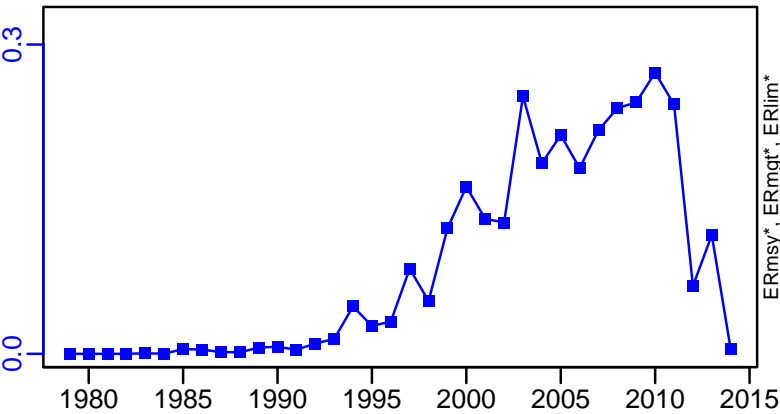
SSB-MT (1978-2014-PARMA)



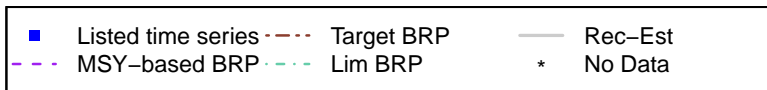
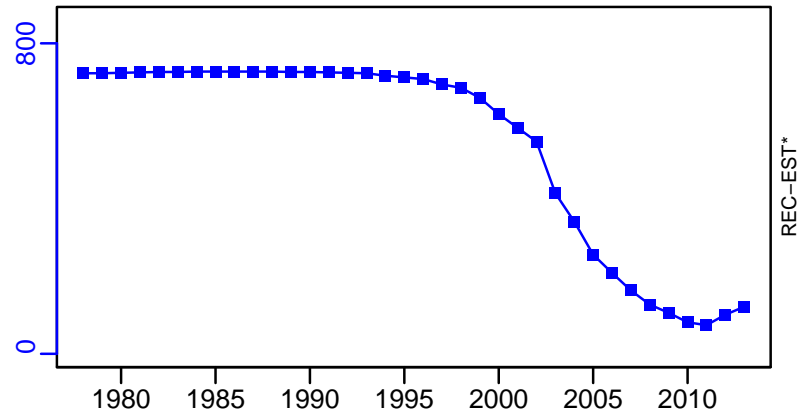
F-1/yr (1978-2014-PARMA)



ER-calc-ratio (1978-2014-PARMA)




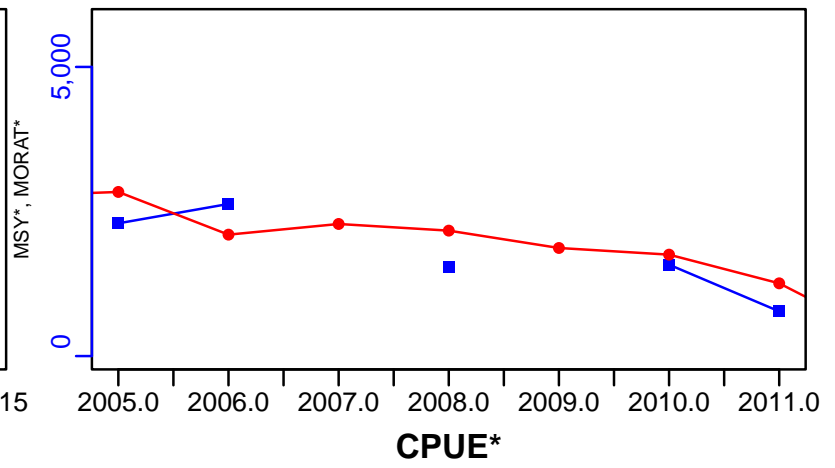
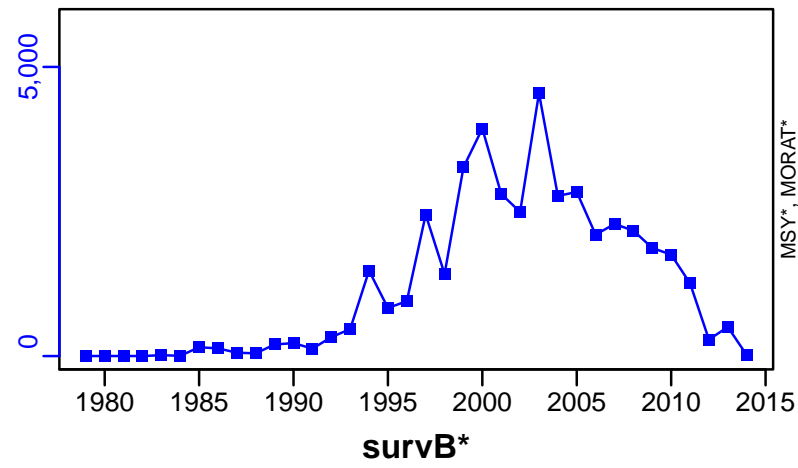
R-E00 (1978-2014-PARMA)




Yellownose skate Southern Chile [YNOSESKASCH]

TL-MT, TC*, RecC* (1978–2014–PARMA)

TAC-MT, Cpair-MT, Cadv* (1978–2014–PARMA)



EFFORT*



CdivMSY*

